

Chart 2: Mind of the The Story (表格二：故事心智圖)

Class : **Group :** **Story :** **Your No. and Name :**

A large, empty rectangular box with a thin black border, intended for students to draw a mind map related to a story. The box occupies most of the page below the header information.

Chart 3 : The play/script form (說故事劇場表格三：文本劇本格式)

Class : Group : Story : Your no. and name :

(Font 字體請用新細明體#12。Space行高1.5。Punctuation marks標點符號：插入中文全形符號，並避免使用注音文或表情符號。演員部分，請對齊冒號，並用組員名字取代，而非座號。)

第一段：

全體組員：(故事標題)

宜 澄：(說書人)很久很久以前.....

宜 澄：(共工)大膽祝融！.....

詹 彤：(女媧).....字體請用新細明體#12，段落：1.5行高，標點符號：全形符號，並避免使用注音文或表情符號。演員部分，請對齊冒號，並用組員名字取代，而非座號。

洪 暄：(說書人).....

Chart 4: Blocking Notes (故事劇場表格四：走位圖)

Class :

Group :

Story:

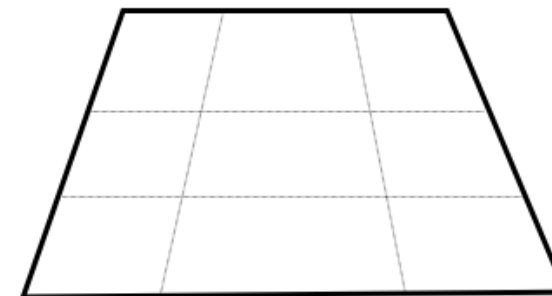
Your No. and Name :



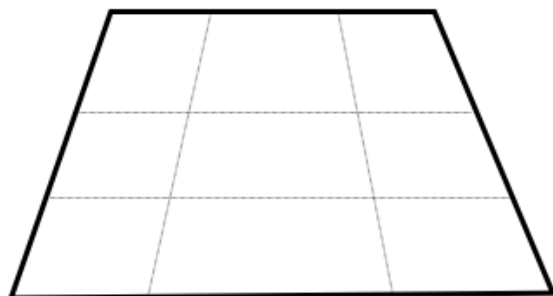
Paragraph/Scene 1
()



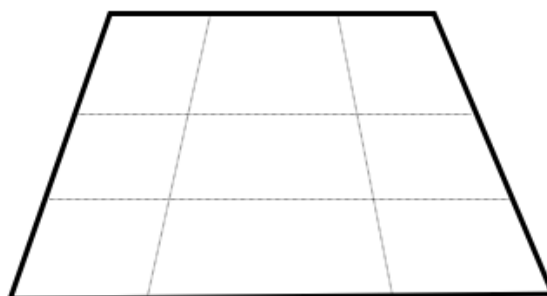
Paragraph/Scene 4
()



Paragraph/Scene 7
()



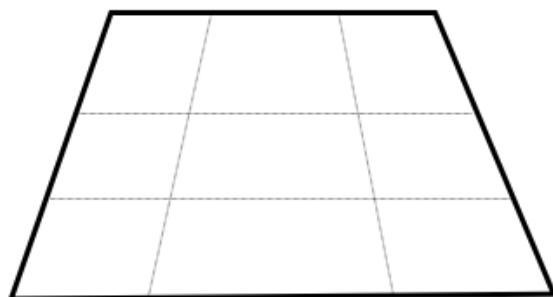
Paragraph/Scene 2
()



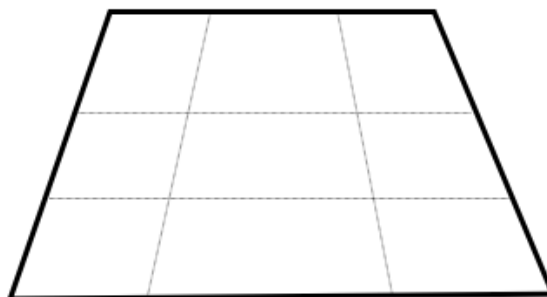
Paragraph/Scene 5
()



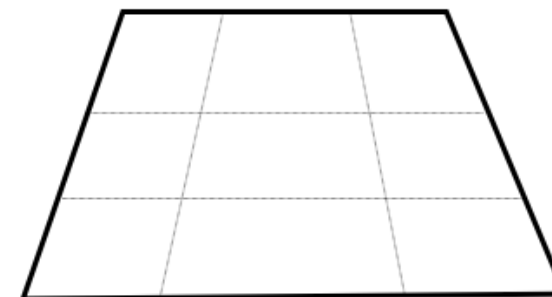
Paragraph/Scene 8
()



Paragraph/Scene 3
()



Paragraph/Scene 6
()



Paragraph/Scene 9

Chart 5: Rehearsal Notes (說故事劇場表格五：工作檢核表)

Class : **Group :** **Story :** **Your No. and name :**

	Rehearsal 1			Rehearsal 2			Rehearsal 3			Rehearsal 4			Rehearsal 5		
	Date:			Date:			Date:			Date:			Date:		
	Place:			Place:			Place:			Place:			Place:		
	Since:			Since:			Since:			Since:			Since:		
	To:			To:			To:			To:			To:		
	準時 出席	專注 排練	傾聽與 建議	On Time	Focused	Communi- cation	On Time	Focused	Communi- cation	On Time	Focused	Communi- cation	On Time	Focused	Communi- cation
()															
()															
()															
()															
()															
()															
特殊情況															