








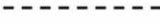



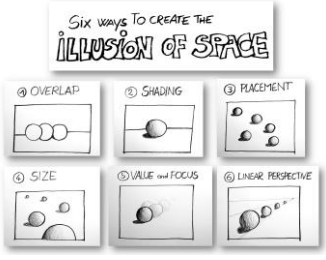
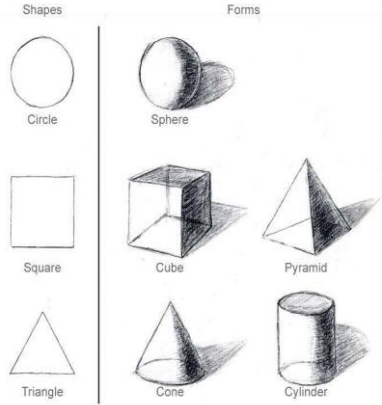



學習成效紀錄

一、學習單

Art Elements

The art elements are basic rules for us to make artworks.

<p>1. _____ - it can be _____ or man-made.</p> <p>- _____</p>  <p>- _____</p> 	<p>2. _____ - A mark moves from one place to another place.</p> <p>- _____</p>  Straight Line  Curved Line  Wavy Line  Zigzag Line  Dotted Line  Spiral Line  Scalloped Line  Dashed Line	<p>3. _____ - line joins to line - 2 _____ and _____ - _____ shape easy to tell</p>  <p>- _____ shape</p>  <p>no rules or name</p>
<p>4. _____ - _____ between objects, perspectives and tone.</p>  <p>POSITIVE SPACE NEGATIVE SPACE</p>  <p>Six ways TO CREATE THE ILLUSION OF SPACE</p> <p>① OVERLAP ② SHADING ③ PLACEMENT ④ SIZE ⑤ VALUE and FOCUS ⑥ LINEAR PERSPECTIVE</p>	<p>5. _____ - _____ and _____ and _____ example: a _____</p>  <p>Shapes: Circle, Square, Triangle Forms: Sphere, Cube, Pyramid, Cone, Cylinder</p>	<p>6. _____ - an object _____ to the _____ or looks as it may _____</p>  <p>The ABCs of Art by M.C. Gillis TEXTURE</p> <p>SMOOTH ROUGH HARD SOFT WOVEN BUMPY/LUMPY JAGGED/IRREGULAR RIDGED</p> <p>Copyright © 2008 Visit www.awesomeartists.com</p>

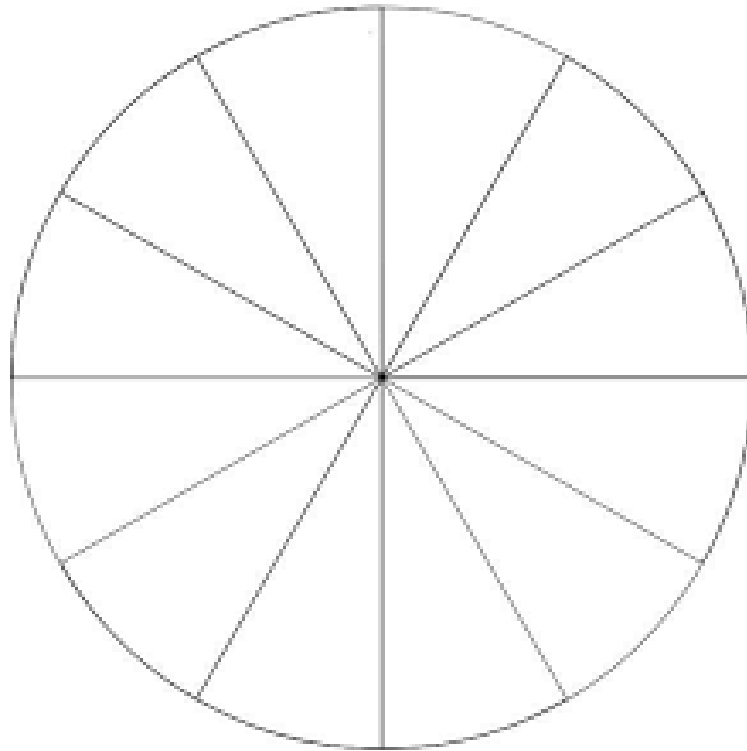
Make your own color wheel

There are _____ colors of my color _____.

There are _____ colors.

_____ are _____ colors, and _____

_____ are _____ colors. Among all, _____ is my favorite color.

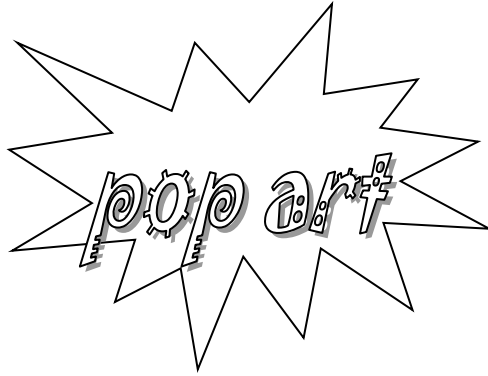


Line Elements Activity


Class:

Name:

Number:



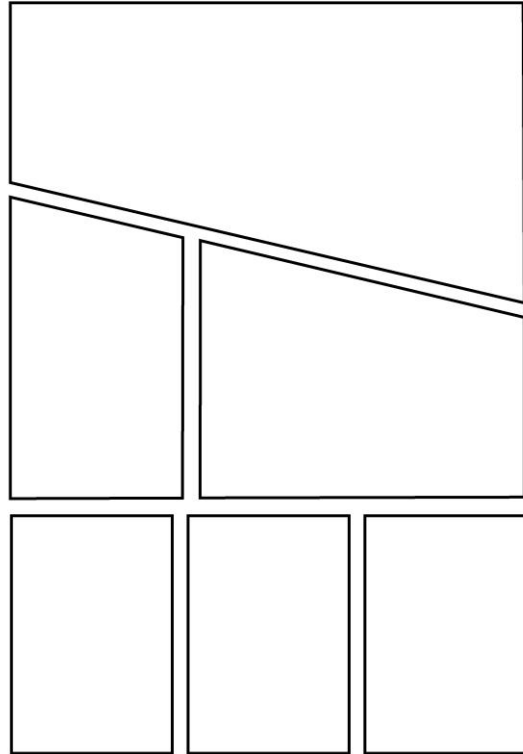
POP ART



©Susan Hopson 2008

小朋友下面有很多漫畫中常見的符號，你可以利用這些符號在右邊的漫畫框中，畫出屬於你的漫畫故事，你更可以改變這些符號甚至創作你自己的漫畫語言或符號，讓你的漫畫故事更精采、更特別喔！

<p>陳述框</p>	<p>對話框</p>
<p>沉思框</p>	<p>加重語氣框</p>
<p>心情符號</p>	<p>其他</p>
<p>其他</p>	<p>其他</p>



Comic Worksheet

Splash panel. Also, splash page (if full page)

Bleed (image runs off page) Also, full bleed, image runs off page on all sides.

Resources

1. Be bold, be brave, be your best.
2. Congratulations on your graduation
3. We wish you have a happy life.
4. Happy Graduation Day!
5. You did it! Congrats!
6. Well done!
7. Farewell and good luck

二、作品

