

# W2-1 音樂學習單: 認識五線譜

9/8

Class: 303

Name: 梁芮瑄 Rachel

Number: 22

## 瑪莉有隻小綿羊

Mary Had a Little Lamb

1. Let's sing!

一起唱唱看! 第一次先唱唱名, 再唱歌詞。

2. How to read sheet music? Fill in the blanks.

來學會如何看譜吧! 在括號中填上這些音樂符號的名稱

The Staff (五線譜)

The Treble Clef


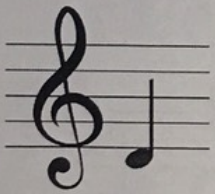
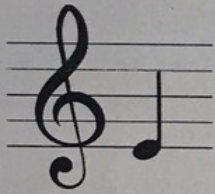


The Note

(音符)

The Letter Name (音名): (C) (D) (E)

The Solfege (唱名): (Do) (Re) (Mi)

# Matching Quiz



• The Treble Clef

• On the first line (在第一線)

• C

• Re

• The Staff

• The Notes


# W3 音樂學習單: Twinkle Twinkle Little Star

Class: 303


Name: 梁芮瑄

Number: 22


## 1. Sing and Learn new notes and musical terms



Twinkle, twinkle, little star, how I wonder what you are.







Up above the world so high, like a diamond in the sky.

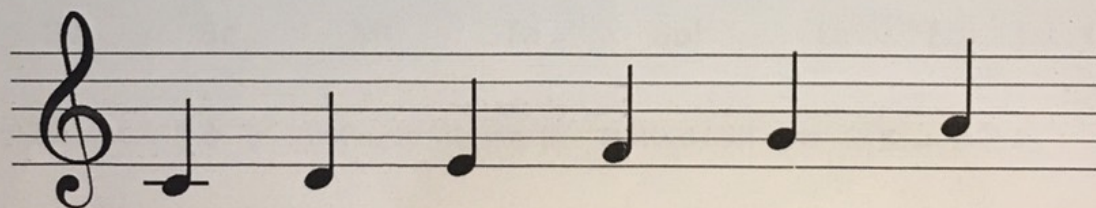


Twinkle, twinkle, little star, how I wonder what you are.

Time Signature 拍號  $\frac{4}{4}$  Rhythm 節奏 Bar 小節 Bar Line 小節線

Quarter note 四分音符  Quarter rest 四分休止符  Two eighth note 雙八分音符 

Half note 二分音符  Glockenspiel 鐵琴 Boomwhackers 律音管 Bell Chorus 旋按鐘



Letter Name: C      D      E      ( F )      ( G )      ( A )

Solfege:      Do      Re      Mi      ( Fa )      ( Sol )      ( La )


## 2. Performance - practice playing Twinkle Twinkle Little Star on glockenspiel,

boomwhackers or bell chorus in groups.


# W3 音樂學習單: Twinkle Twinkle Little Star

Class: 303 Name: 梁芮瑄 Number: 22


## 1. Sing and Learn new notes and musical terms



Twinkle, twinkle, little star, how I wonder what you are.







Up above the world so high, like a diamond in the sky.

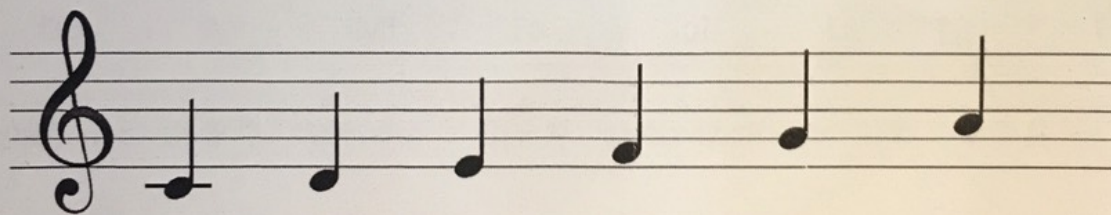


Twinkle, twinkle, little star, how I wonder what you are.

Time Signature 拍號  $\frac{4}{4}$  Rhythm 節奏 Bar 小節 Bar Line 小節線

Quarter note 四分音符  Quarter rest 四分休止符  Two eighth note 雙八分音符 

Half note 二分音符  Glockenspiel 鐵琴 Boomwhackers 律音管 Bell Chorus 旋按鐘



Letter Name: C      D      E      ( F )      ( G )      ( A )

Solfege:    Do      Re      Mi      ( Fa )      ( Sol )      ( La )

## 2. Performance - practice playing Twinkle Twinkle Little Star on glockenspiel,

boomwhackers or bell chorus in groups.

# W4 音樂學習單: Epo i tai tai e

Class: 303 Name: 梁內瑄 Number: 22

## 1. Singing – Maori folk song: Epo i tai tai e

E - po i tai tai e, o e - po i tai tai e,

E - po i tai tai e - po i tu - ki tu - ki e - po i tu - ki tu - ki e

## 2. Learning – New notes and musical terms

C D E F G A (B) (C')

Do Re Mi Fa Sol La (Si) (Do')

Whole note 全音符 Half note 二分音符 Dotted half note 附點二分音符

Quarter note 四分音符 Quarter rest 四分休止符 (Two) eighth note (雙)八分音符

Beat 拍子 Rhythm 節奏 Tambourine 鈴鼓

## 3. Can you distinguish the difference between beat and rhythm? Let's play the game to feel

the beat and the rhythm of the "Epo i tai tai e"

# W6 音樂學習單: Let's play the recorder

Class: 303 Name: 梁芮瑄 Number: 22

## 1. Recorder Family 認識直笛家族

由左至右: Soprano, Soprano, Alto, Tenor, Bass

Soprano recorder: 最高音直笛

Soprano recorder: 高音直笛

Alto recorder: 中音直笛

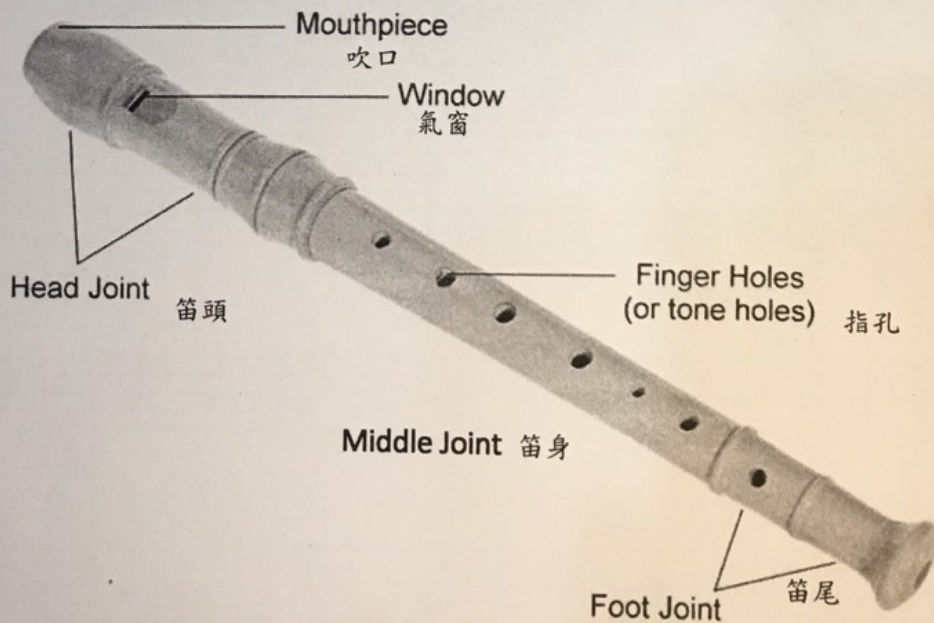
Tenor recorder: 次中音直笛

Bass recorder: 低音直笛

(Contra bass recorder: 倍低音直笛)

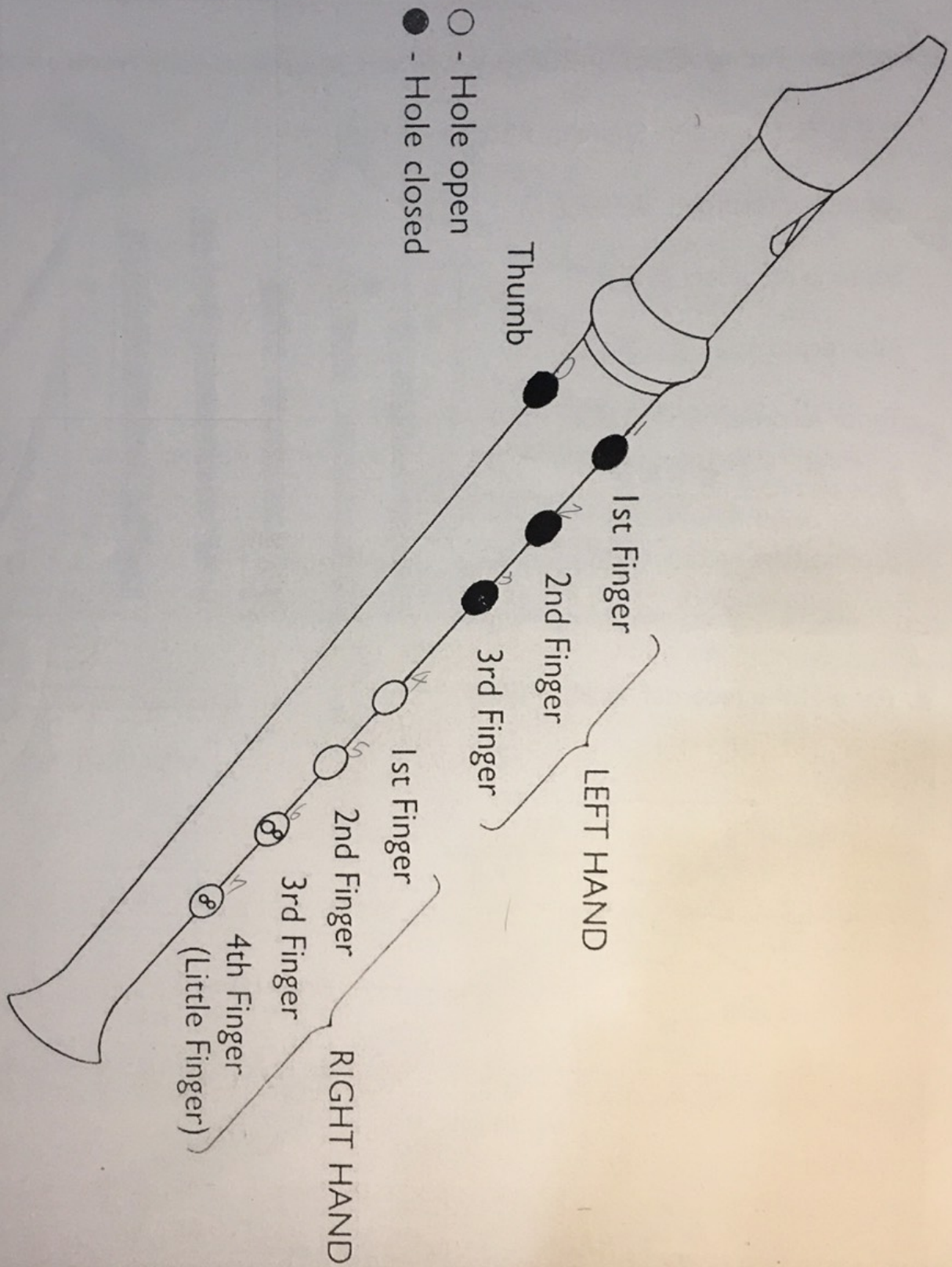


## 2. Parts of the recorder 認識直笛構造



3. How to hold the recorder 正確拿直笛的方式

OK 10/2




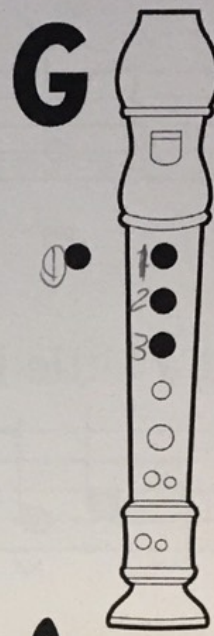

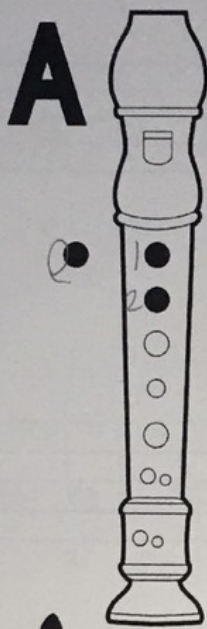

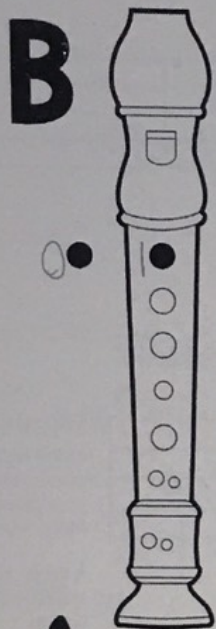




# W8 音樂學習單: Fingering Practice – B, A & G

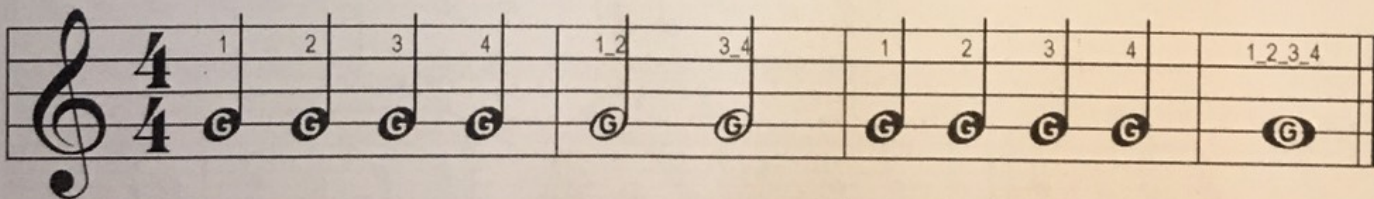

Class: 303 Name: 梁芮瑄 Number: 22

1. Write down the Fingering 寫上 B, A, G 的指法



2. Fingering Practice

Divide into 2 groups. One group plays the B song while the other groups plays the G song





# Hot Cross Buns

Traditional

Musical notation for 'Hot Cross Buns' in G major, 4/4 time. The first staff shows the melody with notes B, A, G, B, A, G and lyrics 'Hot cross buns! Hot cross buns!'. The second staff continues the melody with notes G, G, G, G, A, A, A, A, B, A, G and lyrics 'One - a - pen - ny, two - a - pen - ny, Hot cross buns!'.

# Mary Had a Little Lamb

optional or quick breath

Traditional

breath mark

Musical notation for 'Mary Had a Little Lamb' in G major, 4/4 time. The first staff has lyrics 'Ma - ry had a lit - tle lamb, Lit - tle lamb, lit - tle lamb.' and includes a large comma breath mark. The second staff has lyrics 'Ma - ry had a lit - tle lamb, Its fleece was white as snow' and includes a small comma breath mark.

Breathing in the right places will make your playing more musical.

A large 'comma' indicates a breath.

A small 'comma' indicates a quick or optional breath.

# Old McDonald

folk song

Musical notation for 'Old McDonald' in G major, 4/4 time. The first staff has lyrics 'Old Mc-Don-ald had a farm, E - I - E - I - O. And on that farm he had a pig,' with 'E - I - E - I - O.' circled. The second staff has lyrics 'E - I - E - I - O. With an oink oink here, and an oink oink there. Here an oink, there an oink,' with 'E - I - E - I - O.' and 'Here an oink, there an oink,' circled. The third staff has lyrics 'Ev-'ry-where an oink oink. Old Mc-Don-ald had a farm, E - I - E - I - O.' with 'E - I - E - I - O.' circled.

# W9 音樂學習單: Let's Singing

Class: 303 Name: 梁芮瑄 Number: 22

OK 12/22

## 1. Breathing

Exercise 1 - inhale (吸氣) and exhale (吐氣)

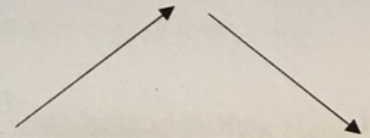
→ 雙手放在肚子上, 吸氣的時候肚子向外推, 吐氣的時候肚子會縮回去。

Exercise 2 - hissing (吐嘶聲)

→ 練習吸氣四拍, 吐嘶聲四拍。再試著練習吐氣長一點吧!


## 2. Warm up your voice

use different vowels singing up and down: 'a e i o u'

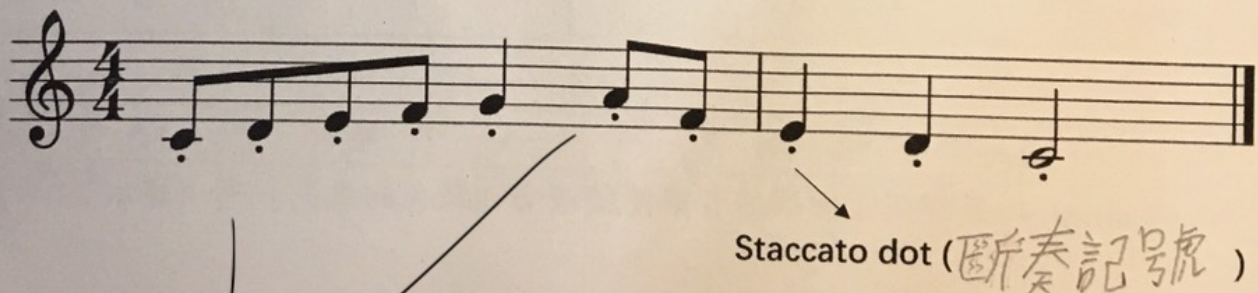


## 3. Musical articulation - try to sing the melody in different articulation

(1) Legato (圓滑奏) - sing each note smoothly and connected.

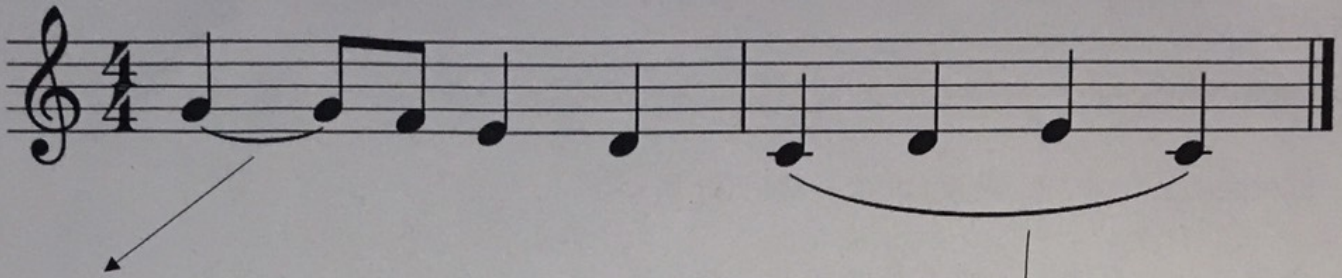


(2) Staccato (斷奏) - sing each note separated and in shortened duration.



#### 4. Slur and Tie

What is the difference between slur and tie?



Tie ( 連結線 ) → 連結兩個相同音高的音符使其成為一個音

Slur ( 圓滑線 ) → 圓滑不間斷的演奏/唱一段旋律


#### 5. Dotted notes ( 附點音符 )

在五線譜記譜法中，附點音符是符頭後接有附點的音符。音符、休止符都可以加附點。

加有一個附點後音符的音長比其原來的音長增加了 一半，即原音長的 1.5 倍。

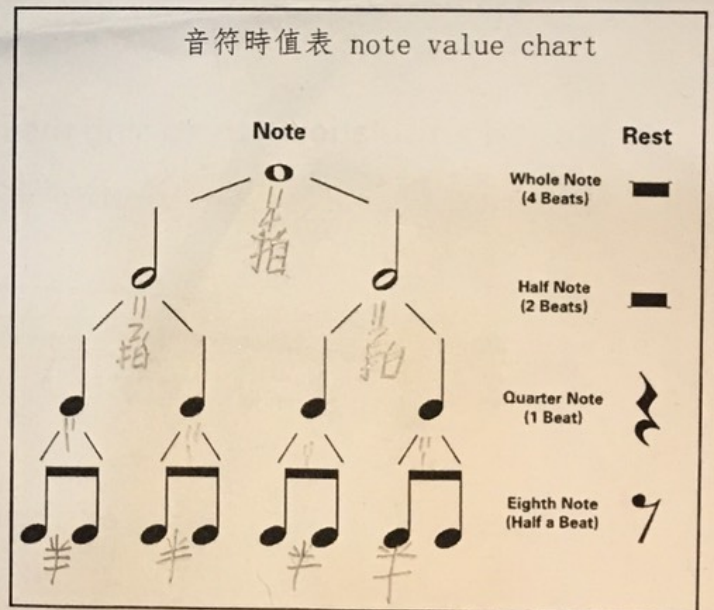
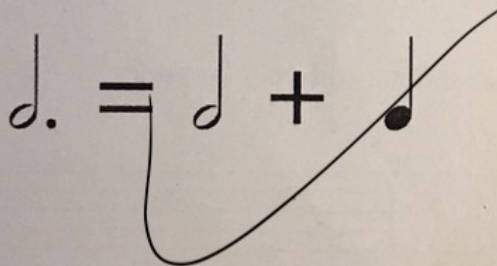
(1) Dotted quarter note 附點四分音符 拍

有 \_\_\_\_\_



(2) Dotted half note 附點二分音符 三拍

有 \_\_\_\_\_



Let's sing! 試著運用上面學的音樂符號演唱「綠色的風兒」吧 (課本 24 頁)

# W9 音樂學習單: Let's Singing

Class: 303 Name: 梁芮瑄 Number: 22

## 1. Breathing

Exercise 1 - inhale (吸氣) and exhale (吐氣)

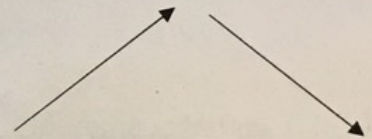
→ 雙手放在肚子上, 吸氣的時候肚子向外推, 吐氣的時候肚子會縮回去。

Exercise 2 - hissing (吐嘶聲)

→ 練習吸氣四拍, 吐嘶聲四拍。再試著練習吐氣長一點吧!

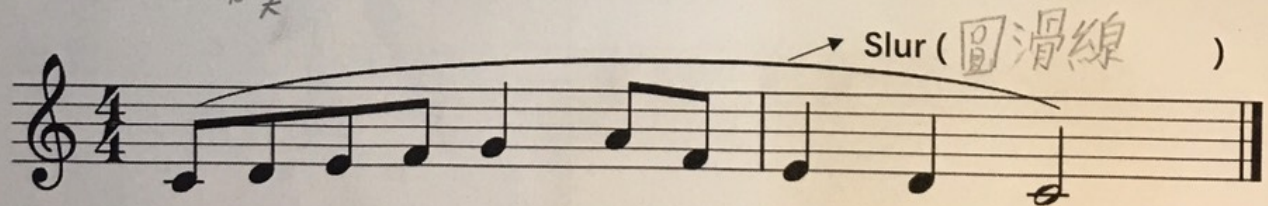
## 2. Warm up your voice

use different vowels singing up and down: 'a e i o u'

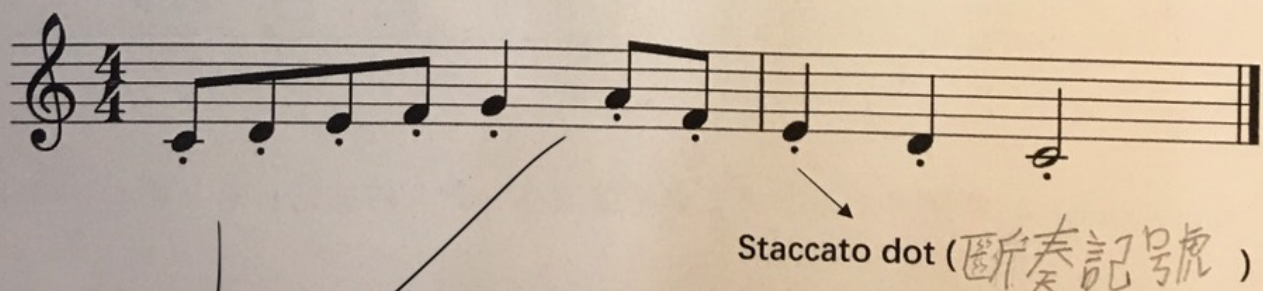


## 3. Musical articulation - try to sing the melody in different articulation

(1) Legato (圓滑奏) - sing each note smoothly and connected.



(2) Staccato (斷奏) - sing each note separated and in shortened duration.

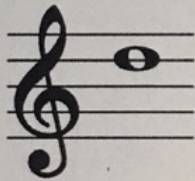
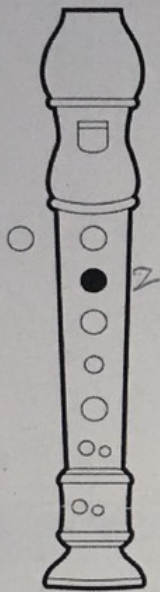


# W11 音樂學習單：Fingering Practice – D & C


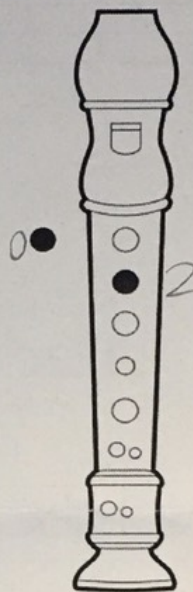
Class: 303 Name: 梁芮瑄 Number: 22

1. Write down the Fingering 寫上 D, C 的指法

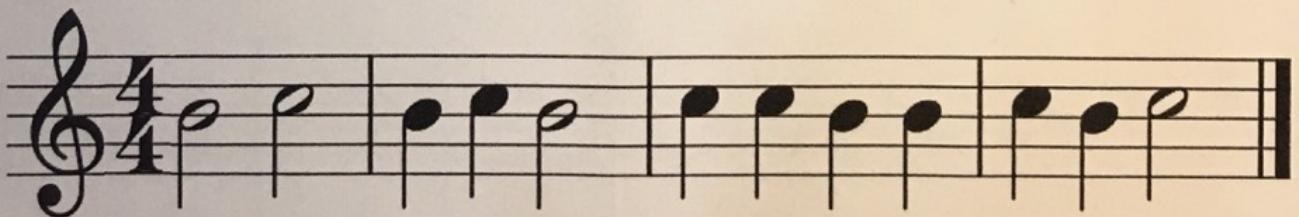
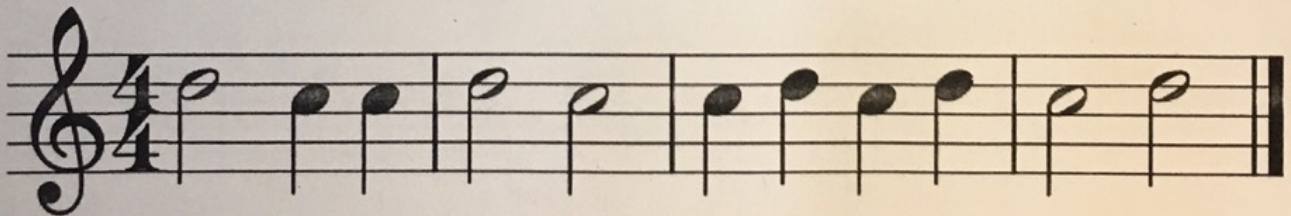
## D

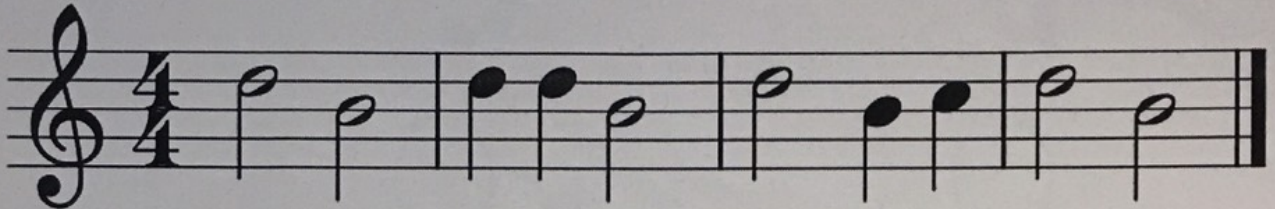
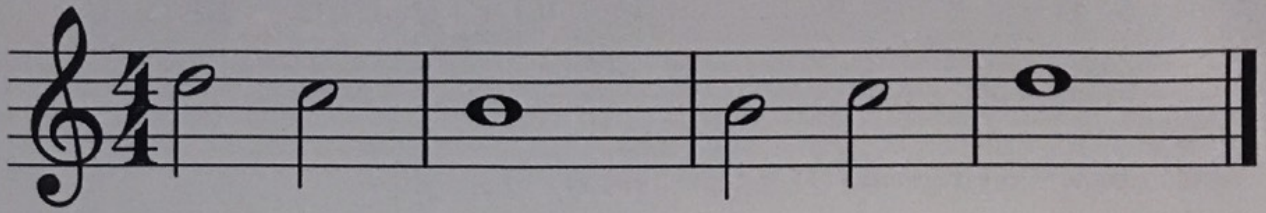


## C




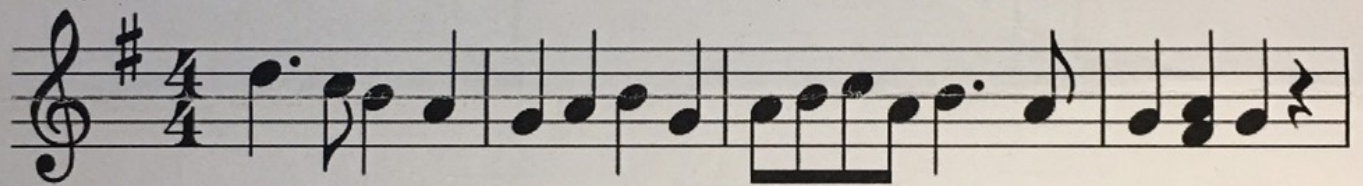


2. Fingering Practice





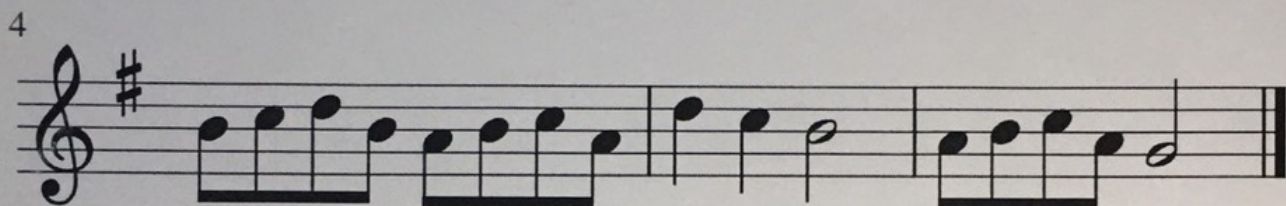
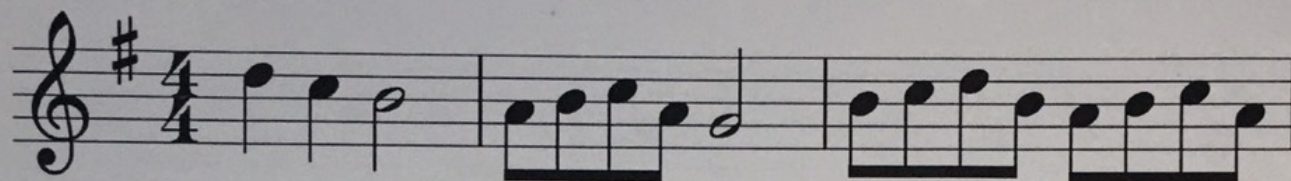
# Deck the Halls



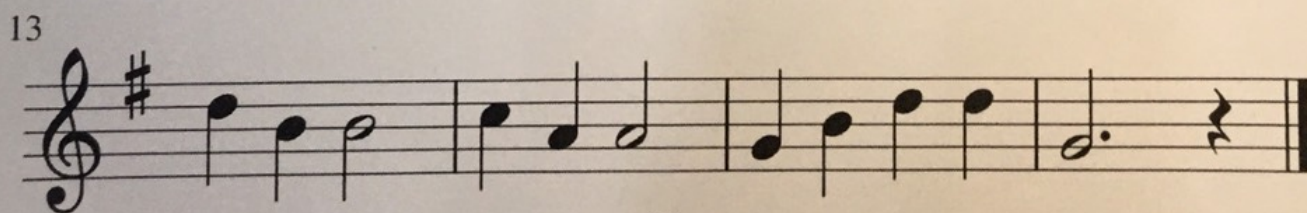

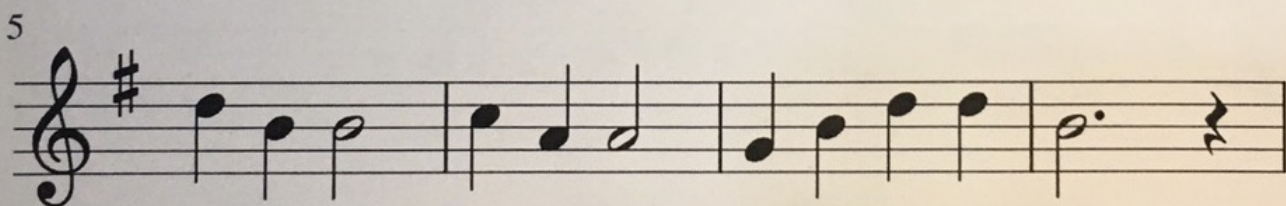
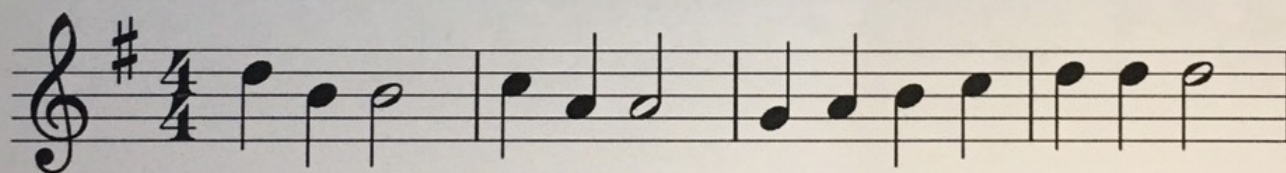
# Recorder Songs Collection: D C B A G Practice

Class: 303 Name: 梁+培+程 Number: 22

## 我是小蜜蜂




## 小蜜蜂







布穀、布穀




5



9



輕巧的小鳥



5

