


# 四年級音樂課程 Music Class 英語沉浸式教學學習單 -2

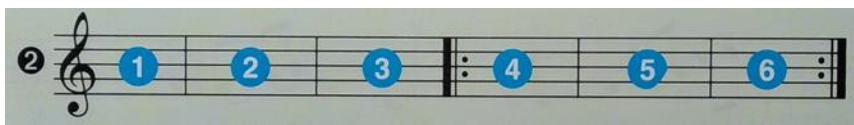
Class \_\_\_\_\_ No. \_\_\_\_\_ Name \_\_\_\_\_

一、「Repeat mark」～ White the correct singing (playing) order with the numbers .


「反覆記號」～試試看，依照五線譜上的數字編號，填上演唱(奏)的順序。



①演唱順序： → → → → → → → → → → →



②演唱順序： → → → → → → → →



③演唱順序： → → → → → → →

二、Fill in the blanks with the names of the Marks, Notes and Solfege in English .

請用英文將正確的符號(Mark)、音符(Note)或唱名(Sol-fa Name)寫在指定的空格中。

Labels to be filled in:

- Top left: [ ]
- Top middle-left: Note : [ ]  
Sol-fa Name : [ ]
- Top middle-right: [ ]
- Top right: Note : [ ]  
Sol-fa Name : [ ]
- Bottom left: [ ]
- Bottom middle-left: [ ]
- Bottom middle: Note : [ ]  
Sol-fa Name : [ ]
- Bottom middle-right: Note : [ ]  
Sol-fa Name : [ ]
- Bottom right: [ ]

參考答案：Mark：Time signature / G clef / Up-bow / Repeat mark / Bar line / Bar

Note：Eighth note / Dotted half note / Quarter note

Sol-fa Name：La / Sol / Fa / Mi / Re / Do