

主題/單元名稱	第一主題 人我新關係 第三單元 小隊進行式	設計者	鍾昀真
實施年級	七年級	節數	4節課（45分鐘／節）
總綱核心素養	C社會參與 C2人際關係與團隊合作		
核心素養	綜-J-C2 運用合宜的人際互動技巧，經營良好的人際關係，發揮正向影響力，培養利他與合群的態度，提升團隊效能，達成共同目標。		
學習表現	2b-IV-1 參與各項團體活動，與他人有效溝通與合作，並負責完成分內工作。 2b-IV-2 體會參與團體活動的歷程，發揮個人正向影響，並提升團體效能。		
學習內容	童 Aa-IV-3 童軍禮節與團隊規範的建立與執行。 童 Aa-IV-2 小隊制度的分工、團隊合作與團體動力的提升。		
學習目標	1.表達個人團隊合作之經驗，並覺察自身於團體中所扮演的角色。 2.分析團隊合作中出現的問題，並提出解決策略。 3.蒐集相關資源，擬定小隊精神展演規畫。 4.執行與評估各小隊之小隊精神展現，並提出建議。		
教學資源	電腦、投影機、投影片		
英語學習	<p>一、 使用到的英語單字：</p> <p><u>第一節</u></p> <p>rubber band 橡皮筋 cotton line 棉線 unity 團結 respect 尊重 happiness 快樂 safety 安全 cooperation 合作 communication 溝通 responsibility 負責</p> <p><u>第二節</u></p> <p>patrol spirit 小隊精神 patrol song 小隊歌 rules of design 設計規則 patrol badge 小隊徽 rose 玫瑰 thorn 刺</p>		

bud 花苞

第三節

patrol yell 小隊呼

design 設計

movement 動作

feature 特色

第四節

sound effects 音效

creativity 創意度

movement 動作

in synch 表演整齊一致性

performer 表演者

audience 觀眾

pros and cons 優缺點

vote 投票

二、 使用到的對話句子

第一節

【課堂教學使用的英語】(課室英語於每堂課中重複出現，幫助學生熟悉)

Good morning. It's time for class.

Class leader: Stand up. Attention. Bow.

Class: Good morning, teacher.

If you know the answer, please raise your hand.

Put your hands down.

Let's have roll call for patrol Cat, patrol Dog and patrol Monkey.

Patrol leader check textbooks and stationery.

Are you with me? Let me know if you have any questions.

Discussion time. Please discuss with your patrol members.

【童軍科目的專門語彙】

If you are finished, give me your patrol sound, and you can get one point.

Each patrol will get 7 cups, 1 rubber band, 4-5 cotton strings.

Rule 1: Every single member holds a cotton line and work together to control and move the cups.

Rule 2: Only hold the end of the cotton lines.

Rule 3: Please keep your hands off the cups and rubber band at all times. If you touch the cups or the rubber band, 10 seconds will be added.

Rule 4: Your goal is to make the 7 cups as the shape of a pyramid. The team which spends the least time wins.

Rule 5: Please show us a big hand + Patrol Sound when you finished.

What are the problems?

What can we do?

第二節

【課堂教學使用的英語】(課室英語於每堂課中重複出現，幫助學生熟悉)

Good morning. It's time for class.

Class leader: Stand up. Attention. Bow.

Class: Good morning, teacher.
If you know the answer, please raise your hand.
Put your hands down.
Are you with me? Let me know if you have any questions.
Discussion time. Please discuss with your patrol members.
Let's have roll call for patrol Cat, patrol Dog and patrol Monkey.
Patrol leader check textbooks and stationery.
If you are finished, give me your patrol sound, and you can get one point.

【童軍科目的專門語彙】

What can we keep doing?
What we should not do?
What else can we do?

第三節

【課堂教學使用的英語】 (課室英語於每堂課中重複出現，幫助學生熟悉)

Good morning. It's time for class.
Class leader: Stand up. Attention. Bow.
Class: Good morning, teacher.
If you know the answer, please raise your hand.
Put your hands down.
Are you with me? Let me know if you have any questions.
Discussion time. Please discuss with your patrol members.
Let's have roll call for patrol Cat, patrol Dog and patrol Monkey.
Patrol leader check textbooks and stationery.
It's time for discussion. If you have any questions, please feel free to ask me.
What did you do to help your patrol?
How to show our patrol spirit in daily life?

【童軍科目的專門語彙】

Design your patrol yell. Write at least 4 sentences.
Add some movements: clap, jump, stomp, snap, tap, touch, dance, turn around.....
Show your patrol features in the patrol yell.
Practice your patrol yell and the movements.
Next time it's your turn to show us your patrol yell.
What did you do to help your patrol?
How to show our patrol spirit in daily life?

目標句型

There is/ are _____ on our patrol.

第四節

【課堂教學使用的英語】 (課室英語於每堂課中重複出現，幫助學生熟悉)

Good morning. It's time for class.
Class leader: Stand up. Attention. Bow.
Class: Good morning, teacher.
If you know the answer, please raise your hand.
Put your hands down.

Are you with me? Let me know if you have any questions.
 Discussion time. Please discuss with your patrol members.
 Let's have roll call for patrol Cat, patrol Dog and patrol Monkey.
 Patrol leader check textbooks and stationery.
 If you are finished, give me your patrol sound, and you can get one point.
 How do you feel right now?
 Are you nervous?

【童軍科目的專門語彙】

How do you feel right now?
 Performers should be loud during the show time.
 Audiences should be quiet and concentrate.
 Don't forget to give performers a big hand after the show.
 Please give comments for other patrols. (pros and cons).
 Vote for the best patrol.
 Each student gets to vote once.
 Can't vote for your own patrol.
 How could we improve when working together?
 Expectation to our patrol.

學習活動設計

學習活動內容及實施方式

時間

備註

準備活動

一、小隊點點名(學生按小隊入座，已在前次上課完成分小隊並選擇小隊代表動物：Cat, Dog, Monkey)

Good morning. It's time for class.

Let's have roll call for patrol Cat, patrol Dog and patrol Monkey.

Move to your patrol seating

If you are ready
 Give yourselves
 a big hand + patrol sound

Blackboard
 請坐

Patrol time

- 1.Roll call.
- 2.Check textbook.
- 3.Check stationery.



二、裝備檢查：小隊長檢查隊員是否攜帶課本與文具

3 分鐘

透過常用英語幫助學生習慣雙語環境

陌生或複雜概念以投影片輔助，幫助學生理解
 學生可以用英語理解的就不用中文解釋

使用簡短英語句子，使學生能掌握重點

<p>Patrol leader check textbooks and stationery.</p> <p>三、完成的小隊發出小隊聲(小隊已在前次上課決定小隊聲)，最早完成的小隊進行榮譽榜加分</p> <p>If you are finished, give me your patrol sound, and you can get one point.</p>		
<p>Warm up. Bomb!</p> <p>Round 1</p> <p>Lucky draw.</p> <p>The whole patrol members stand up.</p> <div data-bbox="102 465 774 840" style="border: 1px solid black; padding: 10px; margin: 10px 0;"> <p style="text-align: center;">Warm up. BOMB!</p> <div style="text-align: center;">  </div> <ul style="list-style-type: none"> •Round 1 1.Lucky draw. 2.The whole patrol members stand up. </div> <p>Round 2</p> <p>Lucky draw.</p> <p>Other patrol members stand up.</p>	10 分鐘	
<p>引起動機</p> <p>教師提問：What to do to become a perfect team? 怎麼做，才能成為一個好的團隊?</p> <p>We need unity, respect, happiness, safety, cooperation, communication and responsibility... to become a perfect team.</p> <p>請先複習上節課討論到的小隊期望，小隊一起唸出來，並在等一下的活動中遵守小隊共同討論出來的小隊期望與小隊規範</p> <p>We want _____ because _____.</p> <p>Example: We want happiness because happy people are more creative.</p> <p>(全小隊一起念上禮拜討論過的小隊期望)</p> <div data-bbox="102 1447 762 1821" style="border: 1px solid black; padding: 10px; margin: 10px 0;"> <p>The concepts(信念、中心思想)</p> <p>patrol monkey will learn.</p> <div style="text-align: center;">  </div> <p>We want responsibility because _____.</p> <p style="text-align: center; margin-left: 40px;">負責</p> <p>We want unity because _____.</p> <p style="text-align: center; margin-left: 40px;">團結</p> </div>	5 分鐘	
<p>默契疊疊樂</p> <p>一、教師說明活動方式</p> <p>Each patrol will get 7 cups, 1 rubber band, 4-5 cotton strings.</p> <p>Rule 1: Every single member holds a cotton line and work together to control and move the cups.</p> <p>Rule 2: Only hold the end of the cotton lines.</p>	15 分鐘	<p>本活動最重要的規則以英語說明，搭配投影片及實物輔助</p> <p>例如：講到禁止動手時秀出禁</p>


Rule 3: Please keep your hands off the cups and rubber band at all times. If you touch the cups or the rubber band, 10 seconds will be added.

Rule 4: Your goal is to make the 7 cups as the shape of a pyramid. The team which spends the least time wins.

Rule 5: Please show us a big hand + Patrol Sound when you finished.

Rule 3

Please **keep your hands off** the **cups** and **rubber band** at all times. If you touch the cups or the rubber band, 10 seconds will be added.



▲ Build a tower, build a team.

詢問學生是否有問題

Are you with me? Let me know if you have any questions.

二、學生進行活動，完成後，請小隊互相論：在疊杯過程中，我們還可以怎麼做才能更快完成疊杯？

Discussion time. Please discuss with your patrol members.

What are the problems?

What can we do?

分享疊杯心得

每個小隊針對 2-3 個團隊關鍵字進行反思，請思考在疊杯活動中，你的小隊是否有達成這些團隊關鍵字，如果有，請舉例說明，如果沒有，請討論日後可以怎麼改善。

Unity 團結

Respect 尊重

Happiness 快樂

Safety 安全

Cooperation 合作


Communication 溝通


止圖片，老師搭配手勢動作

規則講解後詢問學生是否有問題。學生可用中文或英語發問

9 分鐘

鼓勵學生用英語發表想法，當然中文也可以

<p>Responsibility 負責</p> 		
<p>教師總結 好的團隊需要大家一起合作配合，希望大家本學年度的課程都可以與團隊一起進步。 (第一節課結束)</p>	3 分鐘	
<p>準備活動 一、小隊點點名 Let's have roll call for patrol Cat, patrol Dog and patrol Monkey. 二、裝備檢查：小隊長檢查隊員是否攜帶課本與文具 Patrol leader check textbooks and stationery. 三、完成的小隊發出小隊聲，最早完成的小隊進行榮譽榜加分 If your are finished, give me your patrol sound, and you can get one point. 四、上節課疊杯活動照片回顧</p>	3 分鐘	透過反覆練習常用語句及課室英語使學生習慣雙語教學
<p>我們的小隊徽 Our patrol badge. 小隊最重要的就是互相合作解決問題，請動腦想一想，結合隊名與小隊在上節課疊杯活動中印象最深刻的事或小隊期望，完成小隊徽草稿。 例 1：我們是貓咪小隊，我們疊杯的速度是全班最快，所以我們的小隊徽是在貓咪旁邊劃了一個疊杯金字塔。 例 2：我們是獅子小隊，雖然我們疊杯過程不太順利，但因為我們小隊的中心思想是快樂，所以我們過程中都保持笑容，我們的小隊徽是一隻獅子笑得很開心。 將小隊徽畫在紙上，著色後交給老師護貝，之後會貼在黑板上作為榮譽榜使用。 Finish your patrol badge. 每支球隊都有專屬於隊伍的隊徽，現在我們也有了屬於自己的小隊徽，看到經過小隊討論後產生的小隊徽可以提醒我們，小隊的中心思想及目標理念是什麼，讓我們更加有小隊精神。</p>	10 分鐘	
<p>我們的小隊歌 Our patrol song 人們在開心、難過的時候都會想唱歌或聽音樂，提振精神或抒發情緒；有人說，歌聲或音樂可以幫助人們記住事件發生當下的情節。請設計專屬於小隊的小隊歌，創造屬於小隊的專屬回憶，並展現小隊精神。 設計規則 Rules of design 1. 須包含小隊英文名字</p>	22 分鐘	

<p>2.歌詞內容須展現小隊特色 3.需搭配動作或隊形 溫馨提醒：可用現有歌曲改編</p>		
<p>RTB 反思 STEP 1: Define terms for the activity Rose(玫瑰) = A highlight, success, small win, or something positive that happened. Thorn(刺) = A challenge you experienced or something you can use more support with. Bud(芽) = New ideas that have blossomed or something you are looking forward to knowing more about or experiencing.</p> <p>STEP 2: Brainstorm Answer the questions in both Chinese or English. 1.Rose: One rose, or something positive that happened this week is.... What can we keep doing? 2.Thorn: One thorn, or something I need help with is... What we should not do? 3.Bud: One bud, or something that I'm looking forward to is.. What else can we do? 4. One thing I will try next week to turn my thorn into a rose is...</p> <p>STEP 3: Debrief Share your own rose, bud, and thorn or reflect about the class today.</p> <div data-bbox="105 1234 794 1621" style="border: 1px solid black; padding: 10px;"> <p>1.Rose: Write on the worksheets.</p> <ul style="list-style-type: none"> •One rose, or something positive that happened this week is.... •What can we keep doing? <div style="text-align: center;"> <div style="background-color: #4a86e8; color: white; padding: 2px 10px; display: inline-block;">Rose</div>  </div> <p style="color: red; font-size: 1.2em; margin-top: 10px;">My rose today is _____.</p> </div> <p style="text-align: center;">(第二節課結束)</p>	10 分鐘	
<p>準備活動 一、小隊點點名 Let's have roll call for patrol Cat, patrol Deer, patrol Bear and patrol Dog. 二、裝備檢查：小隊長檢查隊員是否攜帶課本與文具 Patrol leader check textbooks and stationery. 三、完成的小隊發出小隊聲，最早完成的小隊進行榮譽榜加分 If your are finished, give me your patrol sound, and you can get one point.</p>	3 分鐘	<p>透過反覆練習常用語句及課室英語使學生習慣雙語教學</p>

我們的小隊呼

5 分鐘

一、教師進行活動說明：

1. 球賽開打前，常會聽到各隊為選手加油打氣的口號，提升團隊精神及凝聚力，我們今天要設計屬於小隊的隊呼，充分發揮默契。

2. 討論後將小隊呼寫在課本上(至少四句)。

Design your patrol yell. Write at least 4 sentences.

3. 設計搭配小隊呼的動作。

Add some movements: clap, jump, stomp, snap, tap, touch, dance, turn around.....

4. 可以將小隊特色呈現於小隊呼中。

Show your patrol features in the patrol yell.

Create your own patrol yell

Step1: Name your patrol.

Step2: Design your patrol yell.

Step3: Add some movements: clap, jump, stomp, snap, tap, touch, dance, turn around...

Step4: Show your team **features** in the patrol yell.



二、小隊呼範例

目標句型

There is/ are..... on our patrol.

Example

- Team: 天將雄獅 Lion (Don't forget to create a 中文名字 for your team.)
- Patrol Yell:

L is Lion, strong, strong.
I is ice cream, cold, cold.
O is Oreo, yummy, yummy.
N is nature, beautiful, beautiful.
There are five lions on our team.
We are Lion! Hear me roar!
(roar~~)



Create your own patrol yell

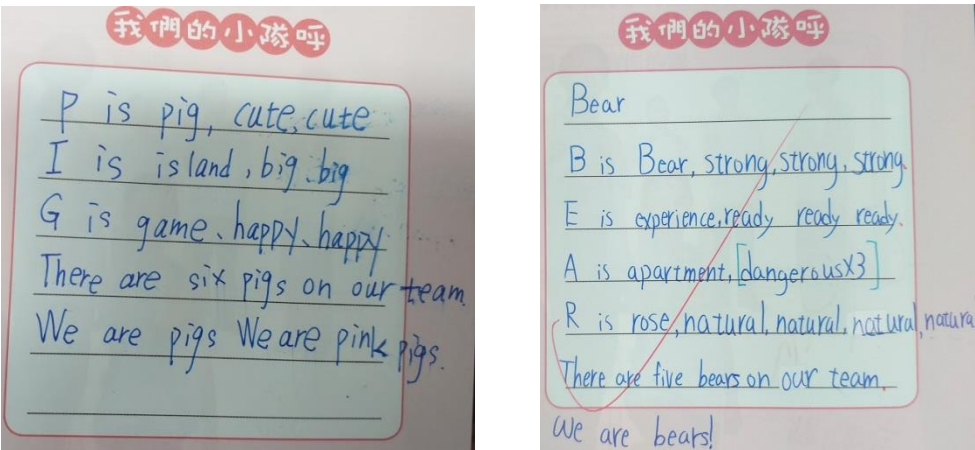
L is Lion, strong, strong.
I is ice cream, cold, cold.
O is Oreo, yummy, yummy.
N is nature, beautiful, beautiful.
There are five lions on our team.
We are Lions! Hear me roar!
(roar~~)


L is **Lion**, 形容詞, 形容詞.
I is **i**開頭的名詞, 形容詞, 形容.
O is Oreo, yummy, yummy.
N is nature, beautiful, beautiful.
There are **five lions** on our team.
We are **Lions!** Hear me roar!
(roar~~) 【自由創作】

放慢速度用英語解釋複雜概念，老師示範 clap, jump, stomp, snap, tap... 等動作幫助學生理解並學習英語字詞

學生可以用英語理解的就不用中文解釋

配合七年級上學期英語 there is/ there are 句型與 animals 主題，運用於小隊呼創作中

<p>我的小队呼討論</p> <p>一、小队討論時間，教師巡視各組並提醒時間</p> <p>It's time for discussion. If you have any questions, please feel free to ask me.</p>  <p>▲學生小队呼實際創作</p> <p>二、小队搭配動作練習</p> <p>Practice your patrol yell and the movements.</p>	<p>30 分鐘</p>	<p>在創作英語小队的過程中，教師隨時提供資源 協助學生善用手邊資源如：課本、英語墊板、Ipad 等幫助創作英語小队呼</p>
<p>回饋與統整</p> <p>一、在小队建立的過程中，我發揮哪些優勢能力貢獻小队？</p> <p>What did you do to help your patrol?</p> <p>二、在日常生活中，我們的小队精神能發揮哪些正向影響力？</p> <p>How to show our patrol spirit in daily life?</p> <p>三、教師總結：小队呼是小队精神的展現，期待能發揮小队榮譽感，團結完成各種挑戰。</p>	<p>6 分鐘</p>	<p>鼓勵學生用英語發表想法，當然中英摻雜或中文也可以 以漸進方式引導學生開口說英語，從一個單字到整個句子</p>
<p>廣播站說明</p> <p>一、教師提醒：下次上課進行小队精神發表，請利用時間練習，期待各小队精彩的表現。</p> <p>Next time it's your turn to show us your patrol yell. (第三節課結束)</p>	<p>1 分鐘</p>	
<p>準備活動</p> <p>一、小队點點名</p> <p>Let's have roll call for patrol Cat, patrol Deer, patrol Bear and patrol Dog.</p> <p>二、裝備檢查：小队長檢查隊員是否攜帶課本與文具</p> <p>Patrol leader check textbooks and stationery.</p> <p>三、完成的小队發出小队聲，最早完成的小队進行榮譽榜加分</p> <p>If your are finished, give me your patrol sound, and you can get one point.</p> <p>四、心情點點名：用一到五分表達今天的心情</p> <p>How do you feel right now? If you are happy, give me 5. Please share your feeling with the classmates next to you. Are you nervous?</p>	<p>5 分鐘</p>	<p>常用語句為學生打造雙語教學環境</p> <p>鼓勵學生用簡單英語分享今日心情，幫助學生在沒有壓力的環境下開口說英語</p>

<p>How do you feel right now?</p>  <p>1 ←————→ 5</p> <p>I feel bad so-so great</p> <p>Please share your feeling with the classmates next to you.</p>				
---	--	--	--	--

振奮人心小隊精神發表會

一、教師進行活動說明

1.抽籤決定上台發表順序(小隊依序發表小隊徽並說明設計理念、小隊歌及小隊呼以展示小隊精神)(全班 14 人共分 3 小隊)

2.台上大聲台下禁聲

Performers should be loud during the show time.

Audiences should be quiet and concentrate.

3.別忘了溫暖鼓勵

Don't forget to give performers a big hand after the show.


4.每隊表演完成後請給兩個優點、一個建議，並記錄於學習單中


Please give comments for other patrols (pros and cons).


30 分鐘

講解過程搭配投影片圖片與老師動作示範
盡量讓學生習慣英語，若有需要老師再用中文補充，而不是每一句子都做中文翻譯

Notice !

a. Performers should be **loud** during the show time. 

 **SHH** b. Audiences should be **quiet** and concentrate.

c. Don't forget to give performers a **big hand** after the show. 

Grading the patrol yells

😊 **Score 1-5 points for each category:**

a. Sound effects (音效/音量)

b. Creativity (創意度)

c. Movement(動作)

d. In synch (表演整齊一致性)



*evaluation worksheet 評量表
Could be better:1 Satisfactory:2 Good:3 Very good:4 Excellent:5

⚙️ Please give comments for other teams (pros + and cons -)



▲學生英語小隊呼發表

超級巨星票選

一、以不記名方式投票，選出表現最好的小隊並給予鼓勵。

Vote for the best patrol!

- Each student gets to vote once.
- Can't vote for your own patrol.



團隊小螺絲、回饋與統整

b. How could we improve when working together?

c. Expectation to our patrol.

(第四節課結束)

評量標準

主題	次主題	A	B	C	D	E
生活經營與創新	團體合作與領導	能在團體活動中，發揮領導、溝通與問題解決等正向影響力，並評估團體效能提升的結果。	能分析團體活動歷程中的團隊表現，參與規劃並執行改善團體效能的具體策略。	能覺察個人在團體活動中的角色，嘗試提出改善團體活動的方法。	能說出個人與團體的關係，及團體中可能發生的問題。	未達D級
本評量評分指引		能在默契疊杯、小	能分析默契疊	能覺察默契疊	能表達默契疊	未

	隊精神設計、練習、展演過程中發揮領導、溝通及解決問題的正面影響力。	杯、小隊精神設計、練習、展演過程中的問題，規劃並執行改善策略。	杯、小隊精神設計、練習、展演過程中自己與團體的關係，並試著提出改善策略。	杯、小隊精神設計、練習、展演過程中自己與團體的關係，及團體中發生的問題。	達 D 級
--	-----------------------------------	---------------------------------	--------------------------------------	--------------------------------------	-------------

學習目標與評量工具對照表

學習目標	評量工具
表達個人團隊合作之經驗，並覺察自身於團體中所扮演的角色	學習評量單 第一大題 c 小題 Reflection 第四大題 a 小題
分析團隊合作中出現的問題，並提出解決策略	學習評量單 第一大題 a、b 小題
蒐集相關資源，擬定小隊精神展演規畫	學習評量單 第二、三、四大題
執行與評估各小隊之小隊精神展現，並提出建議	學習評量單 Patrol spirit Performance Evaluation

小隊進行式

Class:

Patrol:

Name:

Number:

1. Build a tower, Build a team.

a. Discussion time: 我們可以怎麼做才能更快完成疊杯？

Finish time

First try:

Second try:

b. 這個策略有效嗎？為什麼？

c. Reflection

2. Our Patrol Badge

Our Patrol Badge	Design Concept

3. Our Patrol Song

a. Write down our patrol song.

--

b. Reflection

Rose(玫瑰)	
Thorn(刺)	
Bud(芽)	

4. Our Patrol Yell

--

a. What did you do to help your patrol?

b. How to show our patrol spirit in daily life?





Patrol spirit Performance Evaluation

I am from patrol _____

Name: _____



a. Patrol Yell

Patrol	Sound effects 	Creativity 	Movement 	In synch 	Total	Pros+ They are good in.....	Cons- They can.....to make it better.

b. How could we improve when working together?

c. Expectation to our patrol.