

Unit 4 Sounds and instruments - Make simple musical instruments

Warmer

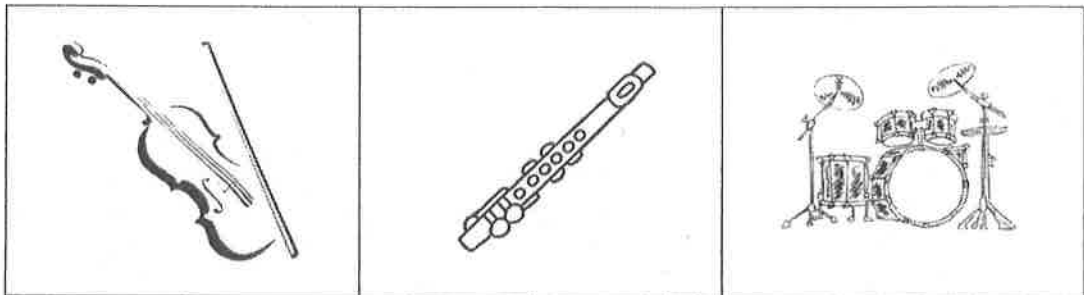
1. What musical instrument do you want to make?

象皮筋 box

Concept

Wind Instrument (管樂器)	String Instrument (弦樂器)	percussion instrument (打擊樂器)
--------------------------	----------------------------	---------------------------------

Write down the correct names for the pictures

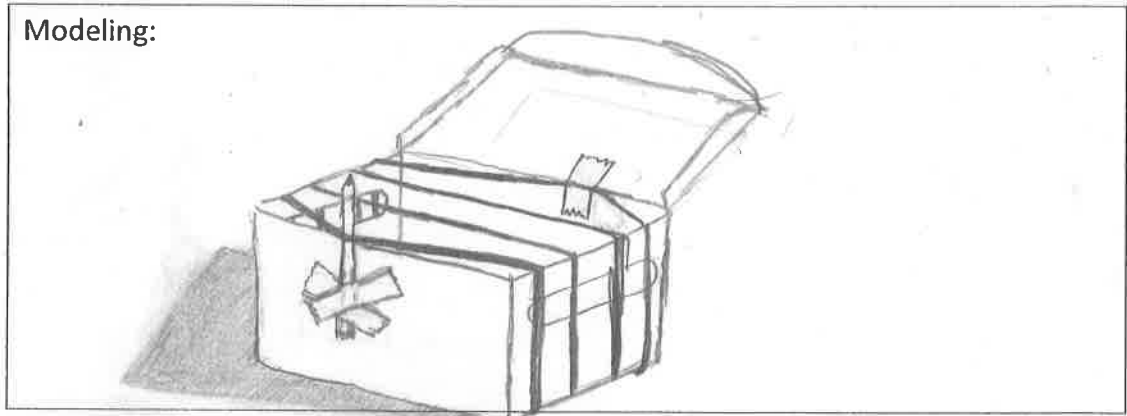


a) String Instrument	b) Wind Instrument	c) percussion instrument
----------------------	--------------------	--------------------------

Content

Design Your Instrument

Materials:



Think: Talk about your feeling in this lesson.

Dear Gary: I think make the instrument is so fun, because I can feel the happy when I 完成。

Your student: Rae

Unit 4 Sounds and instruments - Make simple musical instruments

Warmer




1. What musical instrument do you want to make?

guitar or violin

Concept

Wind Instrument (管樂器)	String Instrument (弦樂器)	percussion instrument (打擊樂器)
--------------------------	----------------------------	---------------------------------

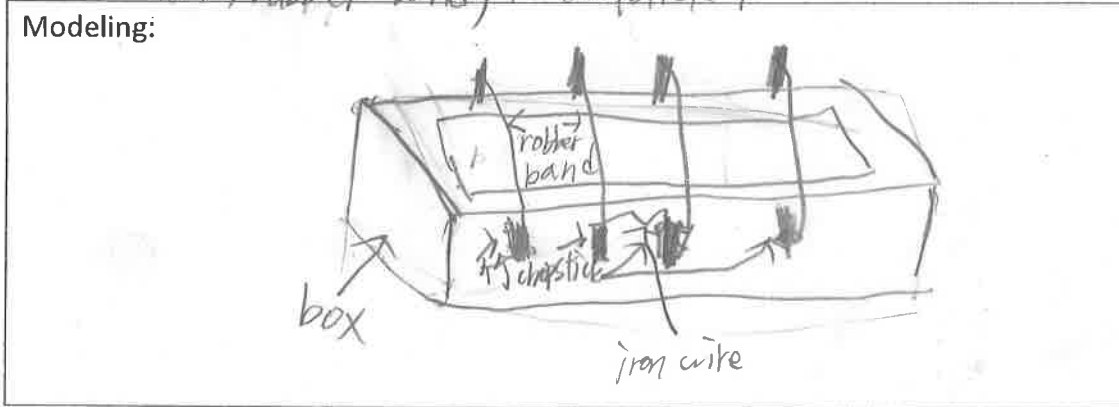
Write down the correct names for the pictures

		
a) <i>string instrument</i>	b) <i>wind instrument</i>	c) <i>percussion instrument</i>

Content

Design Your Instrument

Materials: *box, rubber band, 4 chopsticks, iron wire*



Think: Talk about your feeling in this lesson.

Dear Gary:

The instruments making is fun, even though mine has failed. I think it can't be fixed so I'm trying to make another one.

Your student: Ian

簡五技

Unit 4 Sounds and instruments - Make simple musical instruments

Warmer

1. What musical instrument do you want to make?




I want to make percussion instrument, but

I make string instrument

Concept

Wind Instrument (管樂器)	String Instrument (弦樂器)	percussion instrument (打擊樂器)
--------------------------	----------------------------	---------------------------------

Write down the correct names for the pictures

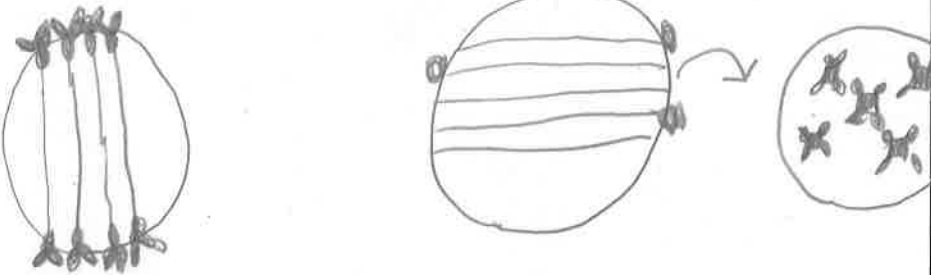
		
a) string instrument	b) wind instrument	c) percussion instrument

Content

Design Your Instrument

Materials: box, sticker, tape, board, 橡皮筋, 夾子

Modeling:



Think: Talk about your feeling in this lesson.

Dear Gary:

Last time的傳音筒 is percussion instrument, wind instrument or string instrument with one?

Your student: YoYo

Unit 4 Sounds and instruments - Make simple musical instruments

Warmer




1. What musical instrument do you want to make?

吉他 — 弦樂器

Concept

Wind Instrument (管樂器)	String Instrument (弦樂器)	percussion instrument (打擊樂器)
--------------------------	----------------------------	---------------------------------

Write down the correct names for the pictures

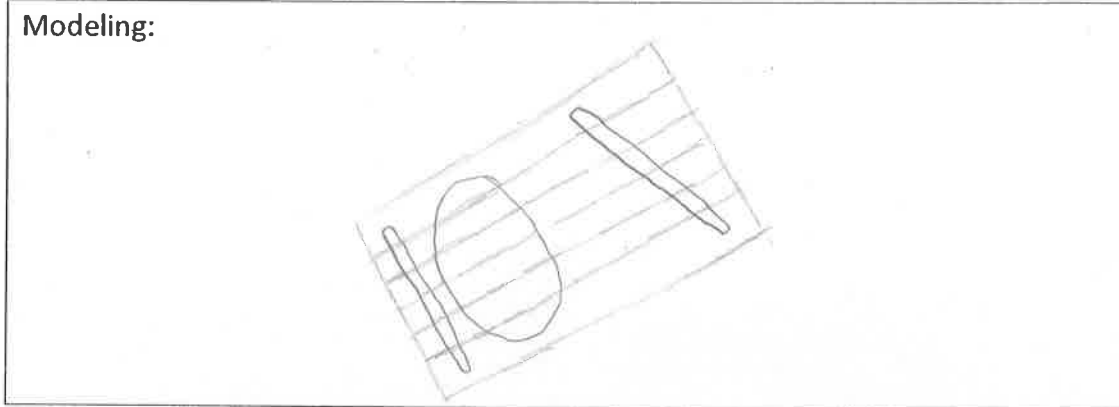
		
a) string Instrument	b) wind Instrument	c) percussion instrument

Content

Design Your Instrument

Materials: 雙面膠、竹筷、紙盒、橡皮筋

Modeling:



Think: Talk about your feeling in this lesson.

Dear Gary: I think make instrument is so easy. So I like this unit.

Your student: Keira

Unit 4 Sounds and instruments - Make simple musical instruments

Warmer




1. What musical instrument do you want to make?

吉它 String Instrument

Concept

Wind Instrument (管樂器)	String Instrument (弦樂器)	percussion instrument (打擊樂器)
--------------------------	----------------------------	---------------------------------

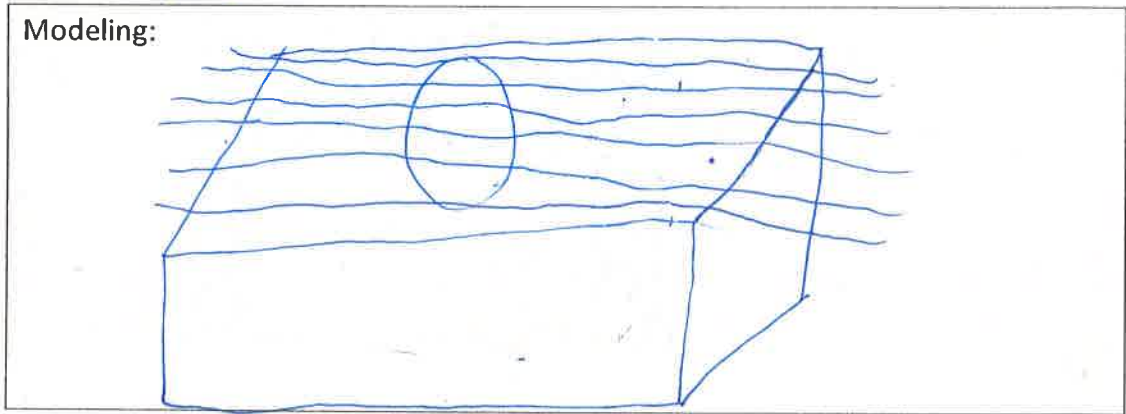
Write down the correct names for the pictures

		
a) string instrument	b) wind instrument	c) percussion instrument

Content

Design Your Instrument

Materials: rubber band-box



Think: Talk about your feeling in this lesson.

Dear Gary:

In the lesson I can make the instrument. It is very fun.

Your student: TIM

Unit 4 Sounds and instruments - Make simple musical instruments




Warmer

1. What musical instrument do you want to make? 大鼓

Concept

Wind Instrument (管樂器)	String Instrument (弦樂器)	percussion instrument (打擊樂器)
--------------------------	----------------------------	---------------------------------

Write down the correct names for the pictures

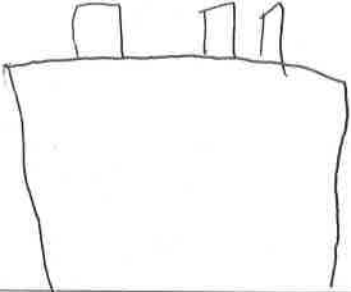
		
a) <u>String Instrument</u>	b) <u>Wind Instrument</u>	c) <u>percussion instrument</u>

Content

Design Your Instrument

Materials: 錫、瓦

Modeling:



Think: Talk about your feeling in this lesson.

Dear Gary: 錫、瓦 可用其它東西取代嗎?

Your student: 黃崧祐

Unit 4 Sounds and instruments - Make simple musical instruments

Warmer




1. What musical instrument do you want to make?

guitar

Concept

Wind Instrument (管樂器)	String Instrument (弦樂器)	percussion instrument (打擊樂器)
--------------------------	---------------------------------------	---------------------------------

Write down the correct names for the pictures


		
a) String Instrument	b) Wind Instrument	c) percussion instrument

Content

Design Your Instrument

Materials: box, ear rubberant, paper, double surface glue, bubble noodle box (x2) ↓

Modeling:



faviro

Think: Talk about your feeling in this lesson.

Dear Gary:

1. I think my instrument is very ugly, because my materials 不夠了。

2. I want to know how can

Your student: Claire

Unit 4 Sounds and instruments - Make simple musical instruments

Warmer




1. What musical instrument do you want to make?

String Instrument

Concept

Wind Instrument (管樂器)	String Instrument (弦樂器)	percussion instrument (打擊樂器)
--------------------------	----------------------------	---------------------------------

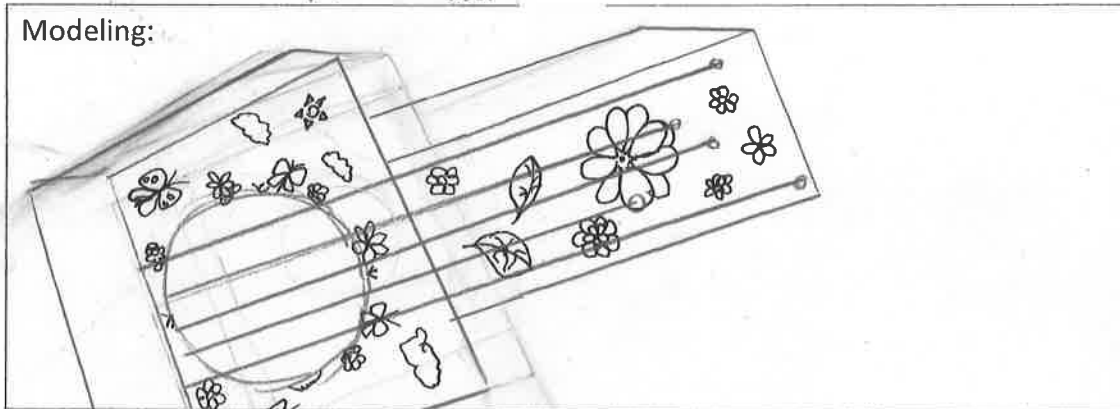
Write down the correct names for the pictures

		
a) String Instrument	b) Wind Instrument	c) Percussion Instrument

Content

Design Your Instrument

Materials: paper box, paper, rubber band, paint



Think: Talk about your feeling in this lesson.

Dear Gary: My instrument looks very normal, and my instrument's sound is almost the same, and the rubberband always 彈 away, and then broken, so I haven't done my instrument yet.

Sorry teacher Gary. And thankyou for teaching me this 5 grade, And this is the last worksheet we will do this 學期, it's very fun this 學期, so I wish the next 學期 Your student: Penny can be fun too.

Violin

11

Unit 4 Sounds and instruments - Make simple musical instruments

Warmer




1. What musical instrument do you want to make?

有音調多樣的弦樂

Concept

Wind Instrument (管樂器)	String Instrument (弦樂器)	percussion instrument (打擊樂器)
--------------------------	----------------------------	---------------------------------

Write down the correct names for the pictures

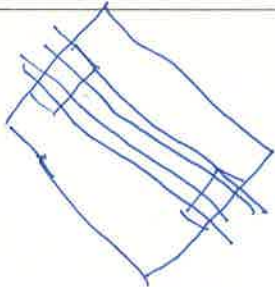
		
a) string instrument	b) wind instrument	c) percussion instrument

Content

Design Your Instrument

Materials:

Modeling:



Think: Talk about your feeling in this lesson.

Dear Gary:

製作樂器
聲音響亮
自給器作用
樂器發聲源

Your student: Victor 張恩怡

Unit 4 Sounds and instruments - Make simple musical instruments

Warmer




1. What musical instrument do you want to make?

有很多種

Concept

Wind Instrument (管樂器)	String Instrument (弦樂器)	percussion instrument (打擊樂器)
--------------------------	----------------------------	---------------------------------

Write down the correct names for the pictures

		
a) 弦樂器	b) 管樂器	c) 打擊樂器

Content wind instrument


string instrument

percussion instrument

Design Your Instrument

Materials: 餅干盒蓋子、橡皮筋、吸管

Modeling:



Think: Talk about your feeling in this lesson.

Dear Gary: 這個單元我很喜歡，因為可以做樂器!!!

Your student: Nami

Unit 4 Sounds and instruments - Make simple musical instruments

Warmer




1. What musical instrument do you want to make?

吉他 (String Instrument)

Concept

Wind Instrument (管樂器)	String Instrument (弦樂器)	percussion instrument (打擊樂器)
--------------------------	----------------------------	---------------------------------

Write down the correct names for the pictures


		
a) String Instrument	b) Wind Instrument	c) percussion instrument

Content

Design Your Instrument

Materials: 橡皮筋、紙箱、貼紙、訂書機

Modeling:



Think: Talk about your feeling in this lesson.

Dear Gary: Unit 4 is very fun! English is very easy. English is so funny and easy too.

Unit 4 = (sound and instruments)

Thank you



Thanks for your lesson. (make instrument is very cool and

funny, I like this very easy! lesson)

I learn lot of English! Your student: Vickie

I think my instruments is cool.



The worksheet is very fun and teach my lot of things

Unit 4 Sounds and instruments - Make simple musical instruments




Warmer

1. What musical instrument do you want to make? Rubber band 弦樂器

Concept

Wind Instrument (管樂器)	String Instrument (弦樂器)	percussion instrument (打擊樂器)
--------------------------	----------------------------	---------------------------------

Write down the correct names for the pictures


		
a) string instrument	b) Wind instrument	c) percussion instrument

Content

Design Your Instrument

Materials: 衛生紙, 膠帶, 吸管

Modeling:
排笛



Think: Talk about your feeling in this lesson.

Dear Gary: I think this lesson is vere 有趣, because this lesson 讓我學到 make easy instruments, is vere 有趣。

Your student: Joey 賴俊嶧

Unit 4 Sounds and instruments - Make simple musical instruments

Warmer




1. What musical instrument do you want to make?

髮夾琴, percussion instrument

Concept

Wind Instrument (管樂器)	String Instrument (弦樂器)	percussion instrument (打擊樂器)
--------------------------	----------------------------	---------------------------------

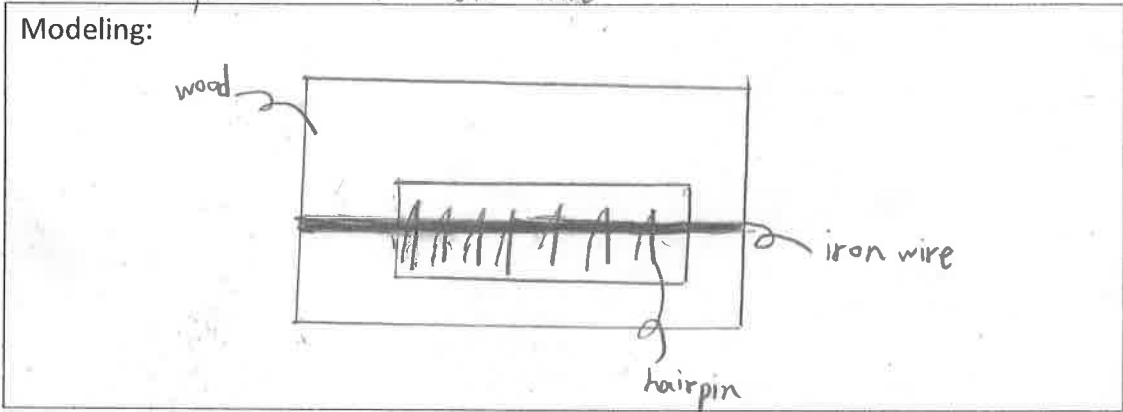
Write down the correct names for the pictures

		
a) string instrument	b) wind instrument	c) percussion instrument

Content

Design Your Instrument

Materials: hairpin, wood, iron wire



Think: Talk about your feeling in this lesson.

Dear Gary:

make musical is so fun! First I want to make violin,
 but after one day, I watch youtube and I see my
 髮夾琴, so I make this. XD



Your student: Sophia

Unit 4 Sounds and instruments - Make simple musical instruments

Warmer




1. What musical instrument do you want to make?

盒波音

Concept

Wind Instrument (管樂器)	String Instrument (弦樂器)	percussion instrument (打擊樂器)
--------------------------	----------------------------	---------------------------------

Write down the correct names for the pictures

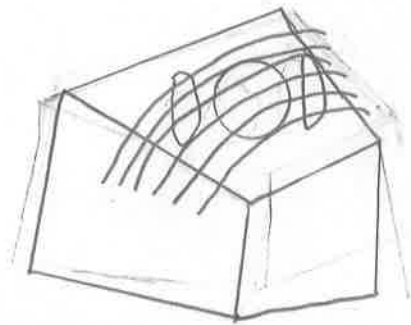
		
a) string instrument	b) wind instrument	c) Percussion instrument

Content

Design Your Instrument

Materials: 紙盒 X1, 紙吸管 X2, 橡皮筋 X6

Modeling:



Think: Talk about your feeling in this lesson.

Dear Gary: 這個單元讓我印最深刻的^是做^{樂器}的活^木動, 雖然我還沒做好樂器, 但是我一定會盡快做出來

Your student: Henry

Unit 4 Sounds and instruments - Make simple musical instruments

Warmer




1. What musical instrument do you want to make?

String Instrument

Concept

Wind Instrument (管樂器)	String Instrument (弦樂器)	percussion instrument (打擊樂器)
--------------------------	----------------------------	---------------------------------

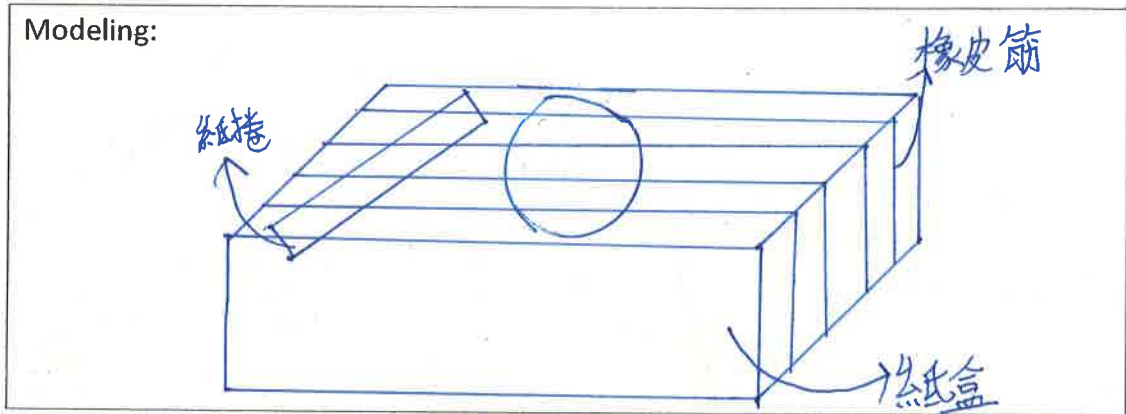
Write down the correct names for the pictures

		
a) <u>String Instrument</u>	b) <u>Wind Instrument</u>	c) <u>percussion Instrument</u>

Content

Design Your Instrument

Materials:



Think: Talk about your feeling in this lesson.

Dear Gary:

我覺得這次做樂器很有趣，不過因為是這個學期的最後一個活動，沒有充足的時間玩，學期就快結束了，有點可惜

Your student: Curry

Unit 4 Sounds and instruments - Make simple musical instruments

Warmer




1. What musical instrument do you want to make?

管樂多笛

Concept

Wind Instrument (管樂器)	String Instrument (弦樂器)	percussion instrument (打擊樂器)
--------------------------	----------------------------	---------------------------------

Write down the correct names for the pictures

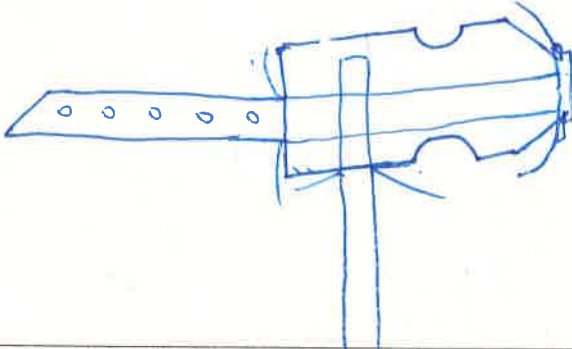
		
a) String instrument	b) Wind instrument	c) percussion instrument

Content

Design Your Instrument

Materials: 管樂多瓶、吸管(粗/細)、橡皮筋、保鮮膜、tape.

Modeling:



Think: Talk about your feeling in this lesson.

Dear Gary: I'm very like Unit 4 because we make the instrument. My favorite instrument is Wind instrument. It's so cool.

Your student: Leo

Unit 4 Sounds and instruments - Make simple musical instruments

Warmer




1. What musical instrument do you want to make?

String Instrument bō - bō - bō

Concept

Wind Instrument (管樂器)	String Instrument (弦樂器)	percussion instrument (打擊樂器)
--------------------------	----------------------------	---------------------------------

Write down the correct names for the pictures

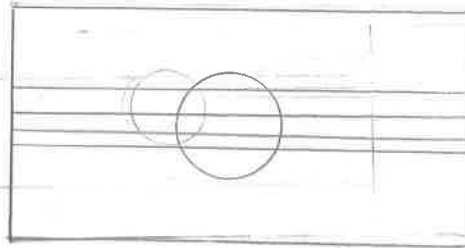
		
a) String Instrument	b) Wind Instrument	c) percussion instrument

Content

Design Your Instrument

Materials: box · rubber band · ruler

Modeling:



Think: Talk about your feeling in this lesson.

Dear Gary: I think musin is hard, ☹️ and English is same! ☹️
If I have more power I will learn more.

Your student: Anne

Unit 4 Sounds and instruments - Make simple musical instruments

Warmer




1. What musical instrument do you want to make?

I want to make wind instrument and percussion instrument

Concept

Wind Instrument (管樂器)	String Instrument (弦樂器)	percussion instrument (打擊樂器)
--------------------------	----------------------------	---------------------------------

Write down the correct names for the pictures


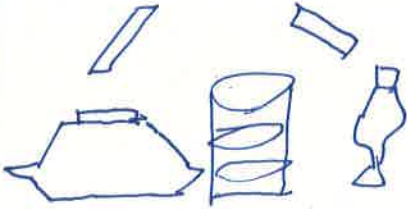
		
a) <i>string instrument</i>	b) <i>wind instrument</i>	c) <i>percussion instrument</i>

Content

Design Your Instrument

Materials: *筆管卡*

棒子x2 盒子x1 罐子x2

Modeling: 	
--	--

Think: Talk about your feeling in this lesson.

Dear Gary:

*I want to 知道 water in the cup 為什麼會發聲?
是因為 touch cup 的邊會振動嗎?*

Your student: Benjamin

Unit 4 Sounds and instruments - Make simple musical instruments

Warmer

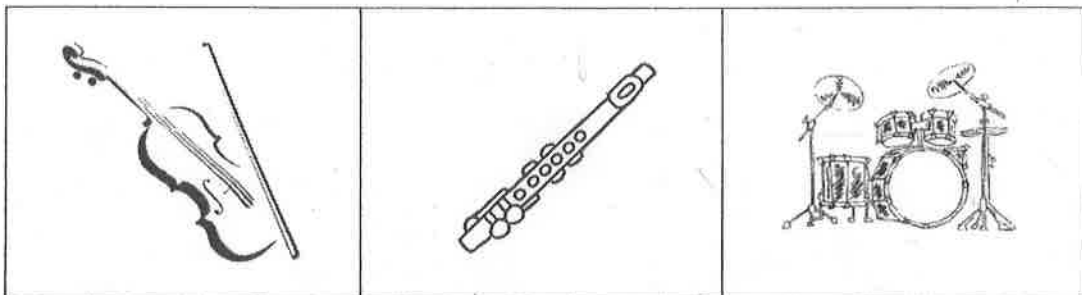
1. What musical instrument do you want to make?

String Instrument

Concept

Wind Instrument (管樂器)	String Instrument (弦樂器)	percussion Instrument (打擊樂器)
--------------------------	----------------------------	---------------------------------

Write down the correct names for the pictures

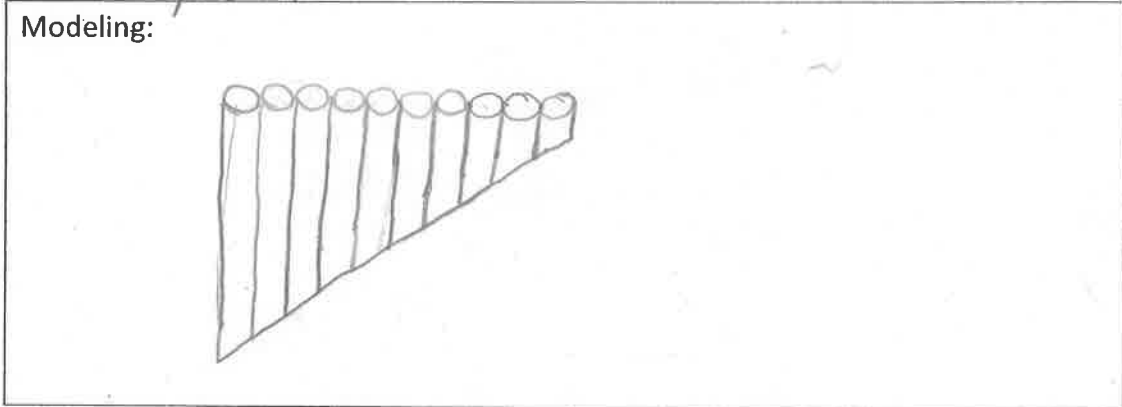


a) String Instrument b) Wind Instrument c) percussion Instrument

Content

Design Your Instrument

Materials: 吸管



Think: Talk about your feeling in this lesson.

Dear Gary:

I think this class is fun, because we make simple musical instruments.

Your student: Maggie

Unit 4 Sounds and instruments - Make simple musical instruments

Warmer




1. What musical instrument do you want to make?

水晶瓶 String Instrument

Concept

Wind Instrument (管樂器)	String Instrument (弦樂器)	percussion instrument (打擊樂器)
--------------------------	----------------------------	---------------------------------

Write down the correct names for the pictures


		
a) String Instrument	b) Wind Instrument	c) percussion instrument

Content

Design Your Instrument

Materials: 水、玻璃杯、鐵筷

Modeling:



Think: Talk about your feeling in this lesson.

Dear Gary: I want some, can use mouth 吹出聲音嗎?

use my instrument.

Your student: Toby

Unit 4 Sounds and instruments - Make simple musical instruments

Warmer




1. What musical instrument do you want to make?

鳥克麗麗 String Instrument

Concept

Wind Instrument (管樂器)	String Instrument (弦樂器)	percussion instrument (打擊樂器)
--------------------------	----------------------------	---------------------------------

Write down the correct names for the pictures

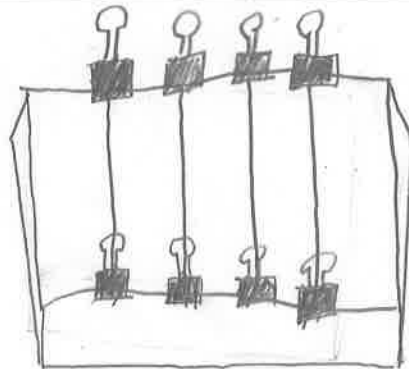
		
a) String Instrument	b) Wind Instrument	c) percussion instrument

Content

Design Your Instrument

Materials: 橡皮筋 盒子 長尾夾

Modeling:



Think: Talk about your feeling in this lesson.

Dear Gary:

在做樂時，橡皮筋 always 彈開，讓我 so angry
，好不容易做好了，又壞了，快要不想做了。

Your student: Jaden

Unit 4 Sounds and instruments - Make simple musical instruments



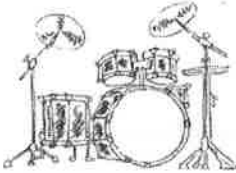
Warmer

1. What musical instrument do you want to make? *wood String instrument!*

Concept

Wind Instrument (管樂器)	String Instrument (弦樂器)	percussion instrument (打擊樂器)
--------------------------	----------------------------	---------------------------------

Write down the correct names for the pictures

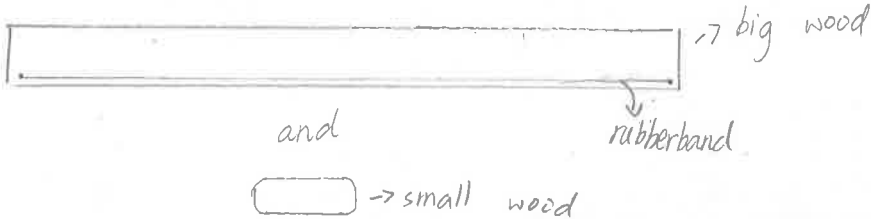
		
a) <i>String instrument</i>	b) <i>Wind instrument</i>	c) <i>percussion instrument</i>

Content

Design Your Instrument

Materials: *Rubberband, wood*

Modeling:



and

Think: Talk about your feeling in this lesson.

Dear Gary:

I think this lesson is very interesting because I can produce some instruments by myself! And this year, thank you to teach me more things about naturl.

Your student: Hannah