

Unit 4 Sounds and instruments - Make simple musical instruments

Warmer




1. What musical instrument do you want to make?

I want to make a piano. (但我沒做 because 材料)

Concept

Wind Instrument (管樂器)	String Instrument (弦樂器)	percussion instrument (打擊樂器)
--------------------------	----------------------------	---------------------------------

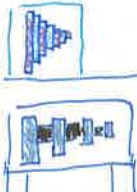


Write down the correct names for the pictures

		
a) <u>String instrument</u>	b) <u>Wind instrument</u>	c) <u>percussion instrument</u>

Content

Design Your Instrument

Materials: boxes - straws - thread - paper - stapler.....

<p>Modeling:</p> <p>沒成功(xD)</p> 	<p>① guitar</p> 	<p>② 沙鈴</p> 
---	---	--

Think: Talk about your feeling in this lesson.

Dear Gary: This lessons in very intrusting, but a little difficult. I like to make instruments. It's a very good experience. Thank you for teaching me. You're a good teacher!



Your student: claire

Unit 4 Sounds and instruments - Make simple musical instruments

Warmer




1. What musical instrument do you want to make?

保鮮膜小喇叭

Concept

Wind Instrument (管樂器)	String Instrument (弦樂器)	percussion instrument (打擊樂器)
--------------------------	----------------------------	---------------------------------

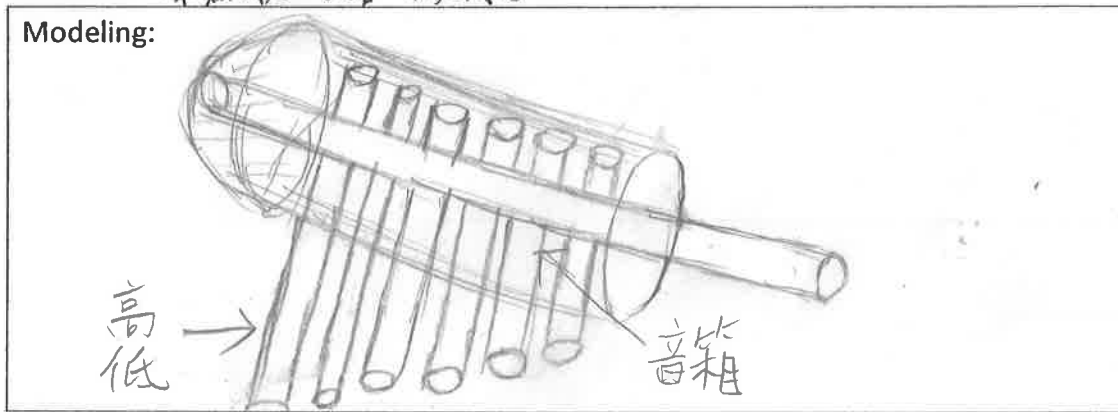
Write down the correct names for the pictures

		
a) string instrument	b) wind instrument	c) percussion instrument

Content

Design Your Instrument

Materials: 保鮮膜、吸管、酸梅湯罐子



Think: Talk about your feeling in this lesson.

Dear Gary:

謝謝你
教我這麼
多知識，
讓我功課
更好！

Your student: _____

Unit 4 Sounds and instruments - Make simple musical instruments

Warmer




1. What musical instrument do you want to make?

box piano (String Instrument).

Concept

Wind Instrument (管樂器)	String Instrument (弦樂器)	percussion instrument (打擊樂器)
--------------------------	----------------------------	---------------------------------

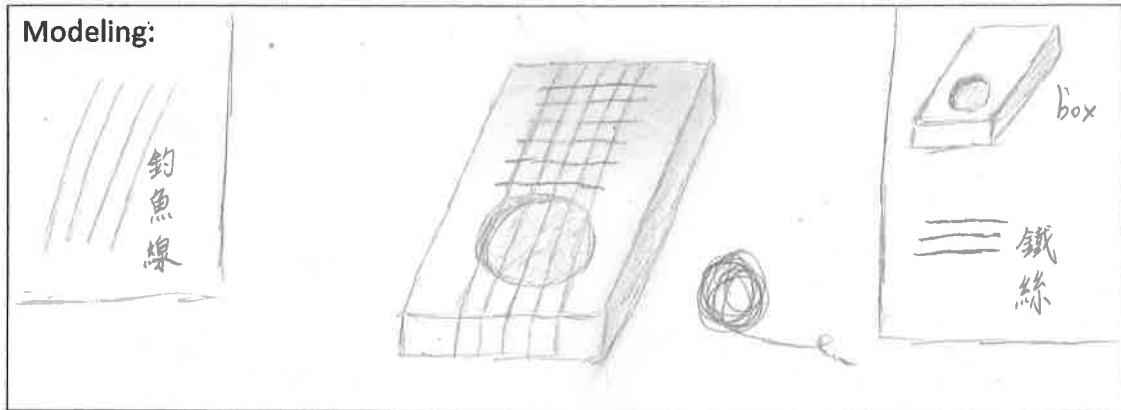
Write down the correct names for the pictures

		
a) String Instrument	b) Wind Instrument	c) percussion instrument

Content

Design Your Instrument

Materials: box, 釣魚線, 鐵絲



Think: Talk about your feeling in this lesson.

Dear Gary: 做 Instrument it's fun!

Thanks teacher!

Your student: Eunice

Unit 4 Sounds and instruments - Make simple musical instruments

Warmer




1. What musical instrument do you want to make?

A: I want to make string Instrument.

Concept

Wind Instrument (管樂器)	String Instrument (弦樂器)	percussion instrument (打擊樂器)
--------------------------	----------------------------	---------------------------------

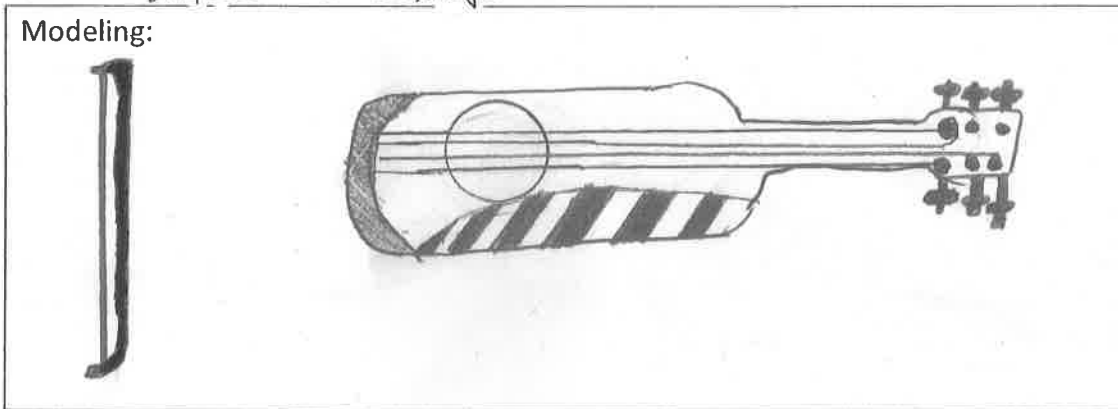
Write down the correct names for the pictures

		
a) string Instrument	b) Wind Instrument	c) percussion instrument

Content

Design Your Instrument

Materials: 餅乾盒、吸管、釣魚線、膠帶



Think: Talk about your feeling in this lesson.

Dear Gary:

我覺得上你的 class 很 good, 學到很多知識, 你讓我做了我人生第一個 Instrument, I'm thank you, you are very good.



Your student: victor 周修賢

Unit 4 Sounds and instruments - Make simple musical instruments

Warmer




1. What musical instrument do you want to make?

I want to make a string instrument.

Concept

Wind Instrument (管樂器)	String Instrument (弦樂器)	percussion instrument (打擊樂器)
--------------------------	----------------------------	---------------------------------

Write down the correct names for the pictures

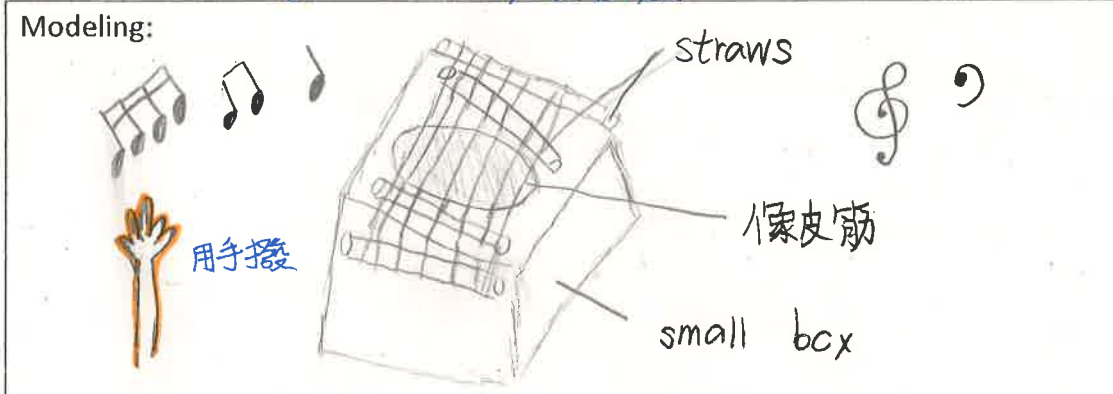
		
a) <i>string instrument</i>	b) <i>wind instrument</i>	c) <i>percussion instrument</i>

Content

Design Your Instrument

Materials: *small box, straws, 橡皮筋*

Modeling:



Think: Talk about your feeling in this lesson.

Dear Gary:

Hi teacher! I very love this lesson because I make a cool musical instrument (string instrument). I want to know who 發明了 piano and the other musical instrument.

Your student: Karen

THANKS TEACHER!

Unit 4 Sounds and instruments - Make simple musical instruments

Warmer




1. What musical instrument do you want to make?

是雨聲筒

Concept

Wind Instrument (管樂器)	String Instrument (弦樂器)	percussion instrument (打擊樂器)
--------------------------	----------------------------	---------------------------------

Write down the correct names for the pictures


		
a) <u>String Instrument</u>	b) <u>Wind Instrument</u>	c) <u>percussion instrument</u>

Content

Design Your Instrument

Materials: 筒子, 沙子, 米, 積木

Modeling:



Think: Talk about your feeling in this lesson.

Dear Gary: 謝謝鄭老師教我們樂器, 讓我們知道有 wind instrument, string instrument,

percussion instrument, 希望老師講能詳細一點可以好玩一點。

Your student: Matthew

Unit 4 Sounds and instruments - Make simple musical instruments

Warmer

1. What musical instrument do you want to make?




I want to make a 古筝.



Concept

Wind Instrument (管樂器)	String Instrument (弦樂器)	percussion instrument (打擊樂器)
--------------------------	----------------------------	---------------------------------

Write down the correct names for the pictures


		
a) string instrument	b) wind instrument	c) percussion instrument

Content

Design Your Instrument

Materials:

Modeling: I want to make a 古筝, It's made of 45cm x 20cm wood, some lines and one piece of wood. I want to make the instrument like this.



Think: Talk about your feeling in this lesson.

Dear Gary: I'm very happy this lesson.

In this lesson, I know the three kind of instrument. And I make a instrument, I use some rubber bands, a box, but I not do verry wll, and I think you can take more instrument. Because I don't know, I'm verry thank you, I'm verry happy! 😊😊😊

Your student: Weiwei

Unit 4 Sounds and instruments - Make simple musical instruments

Warmer




1. What musical instrument do you want to make?

I want to make a string instrument 牙盒

Concept

Wind Instrument (管樂器)	String Instrument (弦樂器)	percussion instrument (打擊樂器)
--------------------------	----------------------------	---------------------------------

Write down the correct names for the pictures

		
a) string instrument	b) wind instrument	c) percussion instrument

Content

Design Your Instrument

Materials: 吸管 牙盒 橡皮巾

Modeling:



Think: Talk about your feeling in this lesson.

Dear Gary:

如果課本上的簡單樂沒有粗吸管可以改
用細吸管嗎?

Your student: Kate

Unit 4 Sounds and instruments - Make simple musical instruments

Warmer




1. What musical instrument do you want to make?

弦樂器 (單弦琴)

Concept

Wind Instrument (管樂器)	String Instrument (弦樂器)	percussion instrument (打擊樂器)
--------------------------	----------------------------	---------------------------------

Write down the correct names for the pictures

		
a) string instrument	b) wind instrument	c) percussion instrument

Content

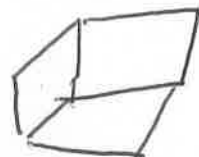
Design Your Instrument

Materials: □ ○ ▭ 箱子、小提琴、吸管、木頭、鐵、

Modeling:

Think: Talk about your feeling in this lesson.

Dear Gary: fun
I'm very happy!



Your student: _____

Class 5A Number Name: Angela 17

Unit 4 Sounds and instruments - Make simple musical instruments




Warmer

1. What musical instrument do you want to make?
 弦樂器

Concept

Wind Instrument (管樂器)	String Instrument (弦樂器)	Percussion instrument (打擊樂器)
--------------------------	----------------------------	---------------------------------

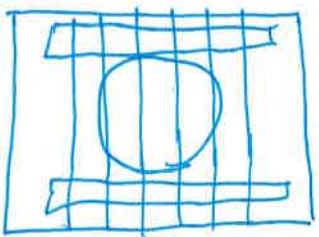
Write down the correct names for the pictures

a) <u>String instrument</u> 	b) <u>Wind instrument</u> 	c) <u>percussion instrument</u> 
--	--	--

Content

Design Your Instrument
 Materials: 吸管, 箱子, 橡皮筋

Modeling:



Think: Talk about your feeling in this lesson.
 Dear Gary: Thank you Teacher,
你說的英文我聽不懂

Your student: Angela

Unit 4 Sounds and instruments - Make simple musical instruments

Warmer




1. What musical instrument do you want to make?

I want to make 古箏, but that is too drvice, So I don't make it.

Concept

Wind Instrument (管樂器)	String Instrument (弦樂器)	percussion instrument (打擊樂器)
--------------------------	----------------------------	---------------------------------

Write down the correct names for the pictures

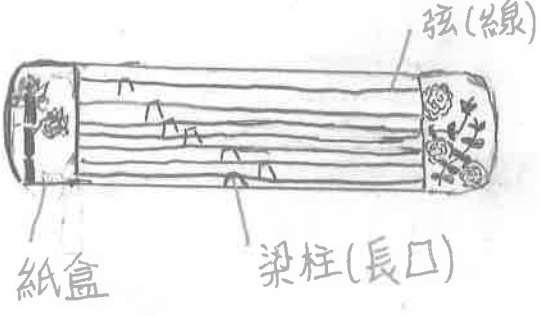
		
a) string instrument	b) wind instrument	c) percussion instrument

Content

Design Your Instrument

Materials: 紙盒、線、長口的硬的東西

Modeling: (這样)



Think: Talk about your feeling in this lesson.

Dear Gary: 老師, 寫筆記的時候可不可以慢一點, 因為有時
 (Teacher, can you slower when we're write note book? Because
 我寫到一半時老師就講別的了。
 sometimes I write half and teacher just say anther.
 但我要謝謝老師教我們很多英文。

Thank you teache you teach we so much English.)

Your student: Vita

Unit 4 Sounds and instruments - Make simple musical instruments

Warmer




1. What musical instrument do you want to make?

: white string instrument.

Concept

Wind Instrument (管樂器)	String Instrument (弦樂器)	percussion instrument (打擊樂器)
--------------------------	----------------------------	---------------------------------

Write down the correct names for the pictures

		
a) string instrument	b) wind instrument	c) percussion instrument

Content

Design Your Instrument

Materials: 木板, 紙盒, 竹簽子, (pizza 琴)



Think: Talk about your feeling in this lesson.

Dear Gary:

Thank teach! 老師上的課 扮有趣, 在這個單元 我學到
了很多, 例: 如何讓樂器的聲音變大?
我還想知道: 木琴有音箱嗎?



Your student: Priscilla

Unit 4 Sounds and instruments - Make simple musical instruments




Warmer

1. What musical instrument do you want to make?
string instrument, cuz its easy to make.

Concept

Wind Instrument (管樂器)	String Instrument (弦樂器)	percussion instrument (打擊樂器)
--------------------------	----------------------------	---------------------------------

Write down the correct names for the pictures

		
a) <i>string instrument</i>	b) <i>Wind instrument</i>	c) <i>percussion instrument</i>

Content

Design Your Instrument

Materials: *The drum small, the line the musicbox - drumbat.*



Think: Talk about your feeling in this lesson.


Dear Gary: *I wanted to ask: why did the space can't talk with were on the Earth, cuz whynt there any thing that we can't talk, this lessons talks about the sound and instrument. Thanks for teachers teaches.*

Teacher



老師

教書



Your student: Jerry

Unit 4 Sounds and instruments - Make simple musical instruments

Warmer




1. What musical instrument do you want to make?

想做但沒材料

Concept

Wind Instrument (管樂器)	String Instrument (弦樂器)	percussion instrument (打擊樂器)
--------------------------	----------------------------	---------------------------------

Write down the correct names for the pictures

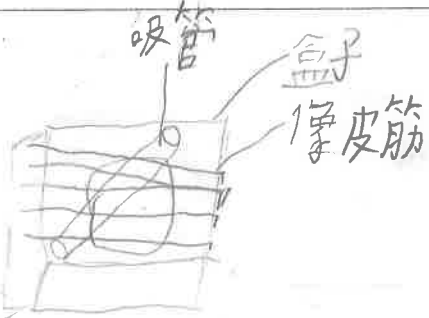
		
a) string instrument	b) Wind instrument	c) percussion instrument

Content

Design Your Instrument

Materials: 吸管, 橡皮筋, 盒子

Modeling:



Think: Talk about your feeling in this lesson.

Dear Gary: 我覺得樂器好難做, 用還很怕失敗。



Your student: Todd

Unit 4 Sounds and instruments - Make simple musical instruments

Warmer




1. What musical instrument do you want to make? I want to make String Instrument

因為我會拉 我想做中提琴, (但我做鼓)

Concept

Wind Instrument (管樂器)	String Instrument (弦樂器)	percussion instrument (打擊樂器)
--------------------------	----------------------------	---------------------------------

Write down the correct names for the pictures

		
a) String Instrument	b) Wind Instrument	c) percussion instrument

Content



Design Your Instrument

Materials: 木頭, 弦, 轉扭, 絃柄等



Think: Talk about your feeling in this lesson.

Dear Gary:

老師你會樂器嗎? 我會  and 
「可以」一起唱。喔 如果ok可以

Your student: _____

Unit 4 Sounds and instruments - Make simple musical instruments

Warmer




1. What musical instrument do you want to make?

Wind Instrument 吹笛

Concept

Wind Instrument (管樂器)	String Instrument (弦樂器)	percussion instrument (打擊樂器)
--------------------------	----------------------------	---------------------------------

Write down the correct names for the pictures


		
a) String Instrument	b) Wind Instrument	c) percussion instrument

Content

Design Your Instrument

Materials: 吹笛, 膠帶

Modeling:



Think: Talk about your feeling in this lesson.

Dear Gary: 老師請問 percussion instrument 真的可以打出 7 個音嗎? Thank you teacher
 教我們還有下學期還會有這堂課嗎.

Your student: _____

Unit 4 Sounds and instruments - Make simple musical instruments

Warmer

1. What musical instrument do you want to make?

I want to make Wind instrument.

Concept

Wind Instrument (管樂器)	String Instrument (弦樂器)	percussion instrument (打擊樂器)
--------------------------	----------------------------	---------------------------------

Write down the correct names for the pictures


		
a) String instrument	b) Wind Instrument	c) percussion instrument

Content

Design Your Instrument

Materials:

Modeling:



Think: Talk about your feeling in this lesson.

Dear Gary:

Hi, Gary!

I like music and I like this unit.

If I have time I will make instrument.

I wish I will be 音樂家

Your student: Tim

Unit 4 Sounds and instruments - Make simple musical instruments




Warmer

1. What musical instrument do you want to make?

Concept

Wind Instrument (管樂器)	String Instrument (弦樂器)	percussion instrument (打擊樂器)
--------------------------	----------------------------	---------------------------------

Write down the correct names for the pictures


		
a) string instrument	b) wind instrument	c) percussion instrument

Content

Design Your Instrument

Materials:

Modeling:



Think: Talk about your feeling in this lesson.

Dear Gary: 老師, 下一次什麼時候去玩寶樂具
可不可以力口一些寶樂具

Your student: _____

Unit 4 Sounds and instruments - Make simple musical instruments

Warmer




1. What musical instrument do you want to make?

bird flute

Concept

Wind Instrument (管樂器)	String Instrument (弦樂器)	percussion instrument (打擊樂器)
--------------------------	----------------------------	---------------------------------

Write down the correct names for the pictures

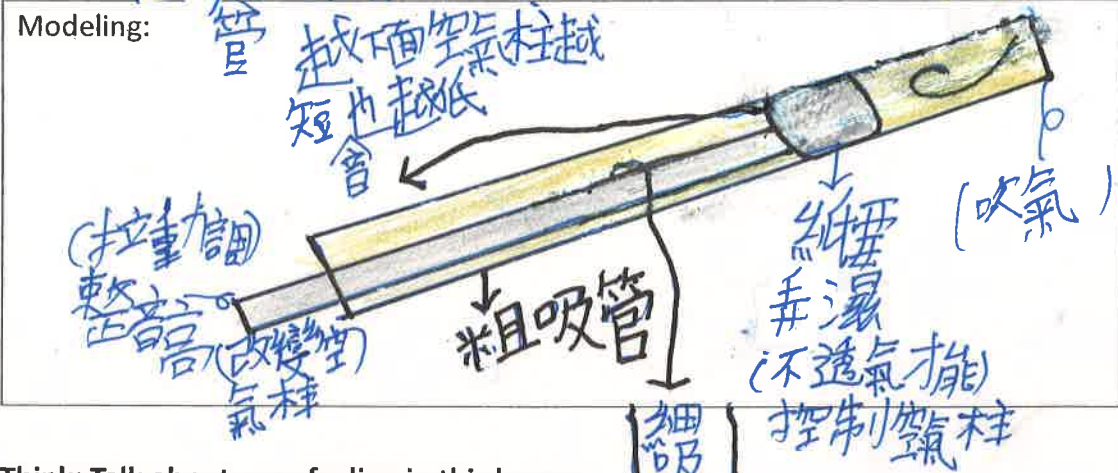
		
a) <u>string instrument</u>	b) <u>wind instrument</u>	c) <u>percussion instrument</u>

Content

Design Your Instrument

Materials: 紙筒, 紙 (弄濕), 月琴帶 (貼紙), 細吸管 (握把)

Modeling:



Think: Talk about your feeling in this lesson.

Dear Gary:

其實本來要做木琴的, 但因為木杯不夠, 而且沒有器材, 只好做鳥笛 (也很滿意, 吹小星星竟然成功!)

Your student: 董崇熾

Unit 4 Sounds and instruments - Make simple musical instruments

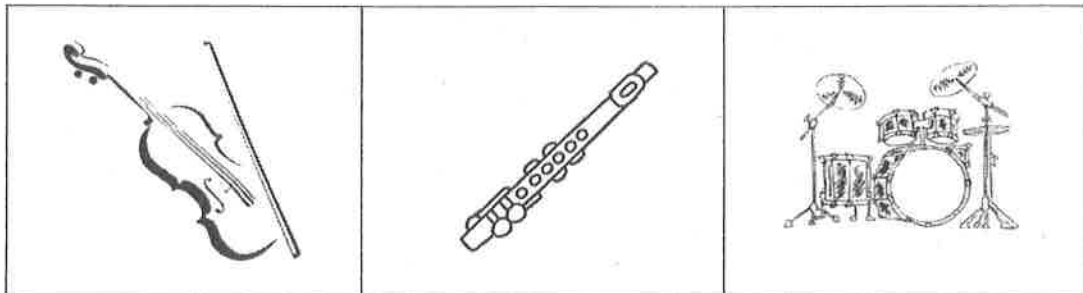
Warmer

1. What musical instrument do you want to make?

Concept I want to make String Instrument. (It's name is "Sudeshiya")

Wind Instrument (管樂器)	String Instrument (弦樂器)	percussion instrument (打擊樂器)
--------------------------	----------------------------	---------------------------------

Write down the correct names for the pictures




a) String Instrument b) Wind Instrument c) percussion Instrument

Content

Design Your Instrument

Materials: 紙盒 橡皮筋 吸管



Think: Talk about your feeling in this lesson.

Dear Gary:

Thank you so much



Your student: Sharine

Unit 4 Sounds and instruments - Make simple musical instruments

Warmer

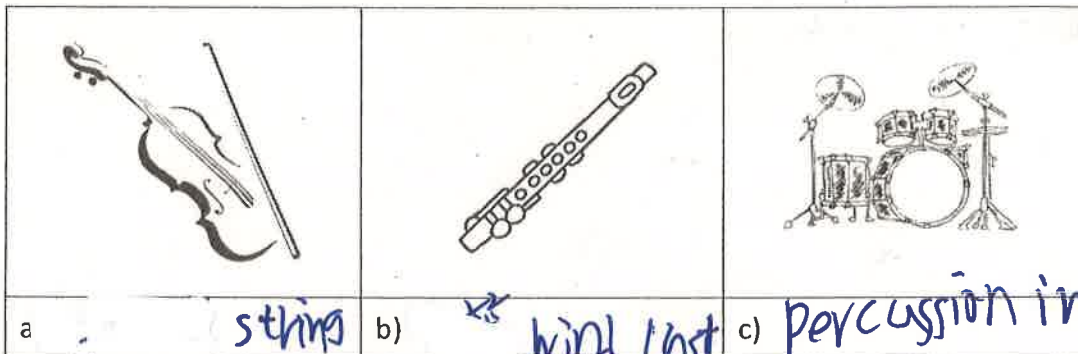
1. What musical instrument do you want to make?

A: String Instrument

Concept

Wind Instrument (管樂器)	String Instrument (弦樂器)	percussion instrument (打擊樂器)
--------------------------	----------------------------	---------------------------------

Write down the correct names for the pictures

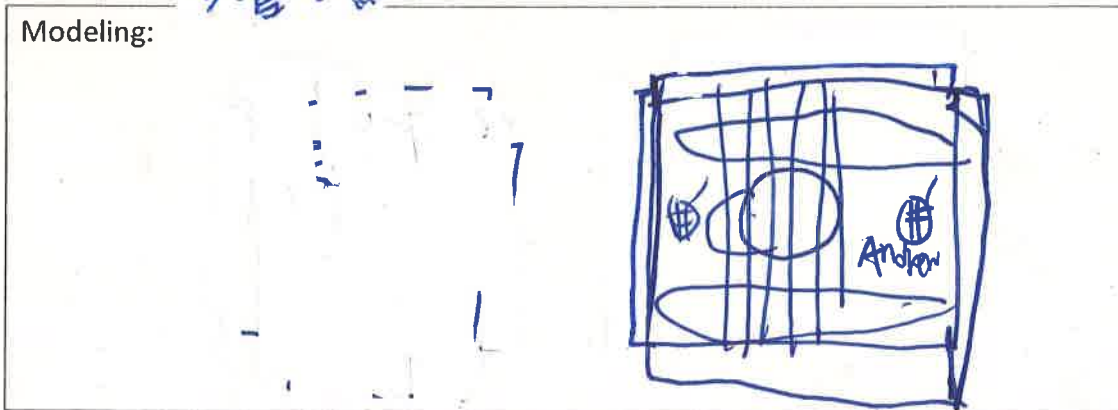


a) string instrument b) wind instrument c) percussion instrument

Content

Design Your Instrument

Materials: 吸管 小紙箱 釣魚線



Think: Talk about your feeling in this lesson.

Dear Gary: ① 沒有大氣層的星球有聲音嗎?


② 空氣振動重力的越大就越大聲?

Your student: _____

Unit 4 Sounds and instruments - Make simple musical instruments

Warmer




1. What musical instrument do you want to make?

I want to make string instrument. It's call box-violin! 

Concept

Wind Instrument (管樂器)	String Instrument (弦樂器)	percussion instrument (打擊樂器)
--------------------------	----------------------------	---------------------------------

Write down the correct names for the pictures

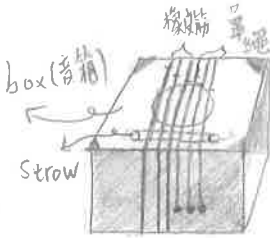
		
a) String Instrument	b) Wind Instrument	c) Percussion instrument

Content


Design Your Instrument

Materials: A box A strow 橡皮筋(s) 口琴繩(s)

Modeling:



Box-Violin

USE HAND TO PLAY
THIS INSTRUMENT 

Think: Talk about your feeling in this lesson.

Dear Gary:

I think sounds is interesting and amazine!
You teach English is good! ♥



Your student: Joanne

Unit 4 Sounds and instruments - Make simple musical instruments




Warmer

1. What musical instrument do you want to make?

I want to make percussion instrument, but I don't have time, so I make string instrument.

Wind Instrument (管樂器) 	String Instrument (弦樂器) 	percussion instrument (打擊樂器) 
--	--	---

Write down the correct names for the pictures

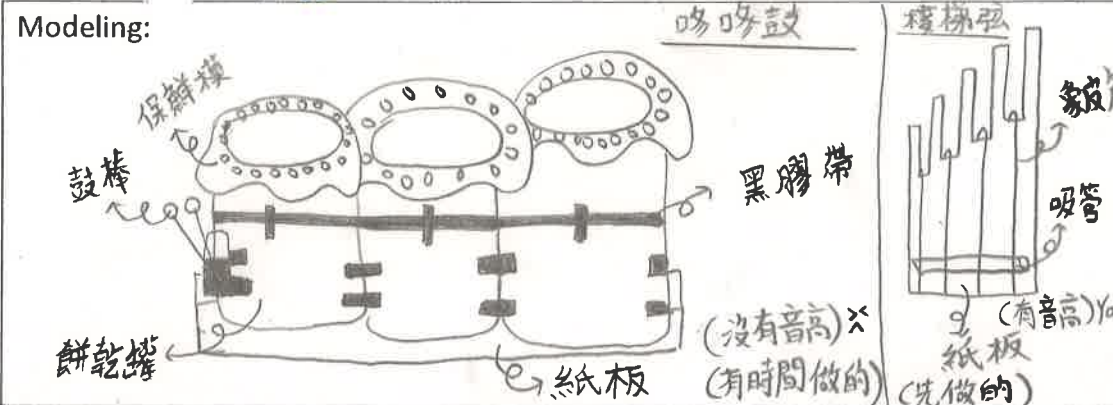
		
a) String Instrument	b) Wind Instrument	c) percussion instrument

Content

Design Your Instrument

Materials: 保鮮模、餅乾罐、黑膠帶、鼓棒、紙板、橡皮筋、吸管

Modeling:



Think: Talk about your feeling in this lesson.

Dear Gary: I like this class, it so funny. I like make the musical, I'm so happy in your class, You are a good teacher. 等我有時間, I want to make a percussion instrument, I think I can make good, because musical is you teach me, I like this class !! ♡

Your student: Jamie

Unit 4 Sounds and instruments - Make simple musical instruments

Warmer




1. What musical instrument do you want to make?

A-白白式弦

Concept

Wind Instrument (管樂器)	String Instrument (弦樂器)	percussion instrument (打擊樂器)
--------------------------	----------------------------	---------------------------------

Write down the correct names for the pictures


		
a) string instrument	b) Wind Instrument	c) percussion instrument

Content

Design Your Instrument

Materials: 白白式弦

Modeling:



Think: Talk about your feeling in this lesson.

Dear Gary: 我想知道為什麼耳是破了就聽不見了?

your 英文 Me聽No太懂, six年級還會有 難 rainy 課嗎?

Your student: _____