





Worksheet 2 – Introduce the creature you like 我喜歡的生物

1.	Name & Figur (名稱/樣貌)	2.	Habitat (棲息地)
 <p data-bbox="247 739 598 840">Turtle</p>		 <p data-bbox="965 828 1236 907">lake</p>	


3. Relationship with the human beings. (和人類的關係-圖示)





Worksheet 2 – Introduce the creature you like 我喜歡的生物

1.	Name & Figur (名稱/樣貌)	2.	Habitat (棲息地)
 <p>apple</p>		 <p>tree</p>	

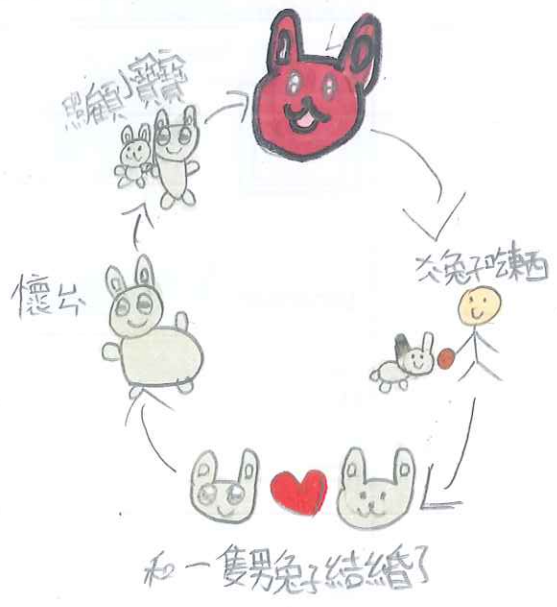
3. Relationship with the human beings. (和人類的關係-圖示)






Worksheet 2 – Introduce the creature you like 我喜歡的生物

1.	Name & Figur (名稱/樣貌)	2.	Habitat (棲息地)
 <p>RABBIT</p>		 <p>HOUSE</p>	

3. Relationship with the human beings. (和人類的關係-圖示)


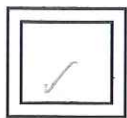


Worksheet 2 – Introduce the creature you like 我喜歡的生物



1.	Name & Figur (名稱/樣貌)	2.	Habitat (棲息地)
<p>刺蝟</p> 		 <p>home</p>	
3.	Relationship with the human beings. (和人類的關係-圖示)		
 <p>eat</p> <p>strong</p> <p>water</p> <p>哈利路亞</p>			

Worksheet 1 --Living creature and me! 生物與我


班級: 305 座號: 8 姓名: 周宇宸 Yves



Location: 生態池



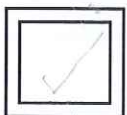
Location: 開心農場




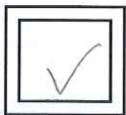
Location: 笑山



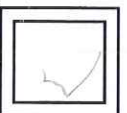
Location: 開心農場




Location: 笑山



Location: 笑山



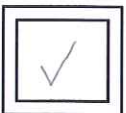
Location: 開心農場



Location: 生態池



Location: 開心農場






Location: 笑山

Homework:



1. Draw a creature that you like or you know the best on the worksheet 2. Show your drawing to us and tell us why you draw it.
2. Write down the name of the creature and tell us some details about it, such as habitat, food, color, habit, ect.
3. Try to draw a thematic webbing to explain the relationship between human beings and it.

Worksheet 2 – Introduce the creature you like 我喜歡的生物

1.	Name & Figur (名稱/樣貌)	2.	Habitat (棲息地)
			
3.	Relationship with the human beings. (和人類的關係-圖示)		
			


Worksheet 1 --Living creature and me! 生物與我

班級: 3-5 座號: 11 姓名: Hank 徐晨瀚



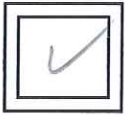
沒看見

Location: _____



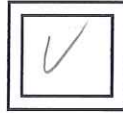
在停車場

Location: _____




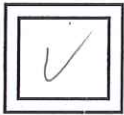
在笑山

Location: _____



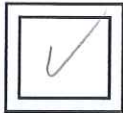
在魚池

Location: _____




在停車場

Location: _____



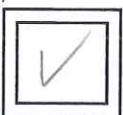
在魚池

Location: _____



沒看見

Location: _____




在魚池

Location: _____



在開心農場

Location: _____





在開心農場

Location: _____


Homework:

1. Draw a creature that you like or you know the best on the worksheet 2. Show your drawing to us and tell us why you draw it.
2. Write down the name of the creature and tell us some details about it, such as habitat, food, color, habit, ect.
3. Try to draw a thematic webbing to explain the relationship between human beings and it.

Worksheet 2 – Introduce the creature you like 我喜歡的生物


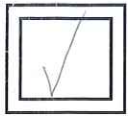
1.	Name & Figur (名稱/樣貌)	2.	Habitat (棲息地)
 <p>牛</p>		 <p>農場</p>	

3. Relationship with the human beings. (和人類的關係-圖示)





Worksheet 1 --Living creature and me! 生物與我


班級: 305 座號: 17 姓名: 曾慧娟 Janet



Location: 開心農場




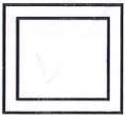
Location: 開心農場




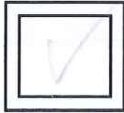
Location: 山





Location: 山



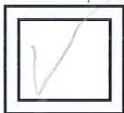
Location: 開心農場




Location: 山



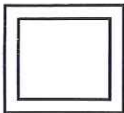
Location: 開心農場



Location: 生態池



Location: 開心農場






Location: _____

Homework:


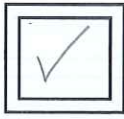
1. Draw a creature that you like or you know the best on the worksheet 2. Show your drawing to us and tell us why you draw it.
2. Write down the name of the creature and tell us some details about it, such as habitat, food, color, habit, ect.
3. Try to draw a thematic webbing to explain the relationship between human beings and it.

Worksheet 2 – Introduce the creature you like 我喜歡的生物

1.	Name & Figur (名稱/樣貌)	2.	Habitat (棲息地)
			
3.	Relationship with the human beings. (和人類的關係-圖示)		
			


Worksheet 1 --Living creature and me! 生物與我

班級: 305 座號: 19 姓名: 張筠玟



bee

Location: 開心農場



ant

Location: 龜山的石頭上






Illustration of a butterfly

Location: 開心農場的葉子




flower

Location: 龜山的花盆




bird


Location: 屋頂上




Location: 開心農場



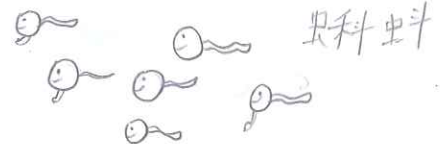

Location: 美語補習班的門



Location: 生態池



Location: 開心農場的葉子上





蝌蚪

Location: 生態池

Homework:

1. Draw a creature that you like or you know the best on the worksheet 2. Show your drawing to us and tell us why you draw it.
2. Write down the name of the creature and tell us some details about it, such as habitat, food, color, habit, ect.
3. Try to draw a thematic webbing to explain the relationship between human beings and it.

Worksheet 2 – Introduce the creature you like 我喜歡的生物

1.	Name & Figur (名稱/樣貌)	2.	Habitat (棲息地)
<p>名字 乳牛</p> 			

3. Relationship with the human beings. (和人類的關係-圖示)




G75 10-18-14-1-2

306

Life cycle of a Butterfly

Color the life cycle stages below.



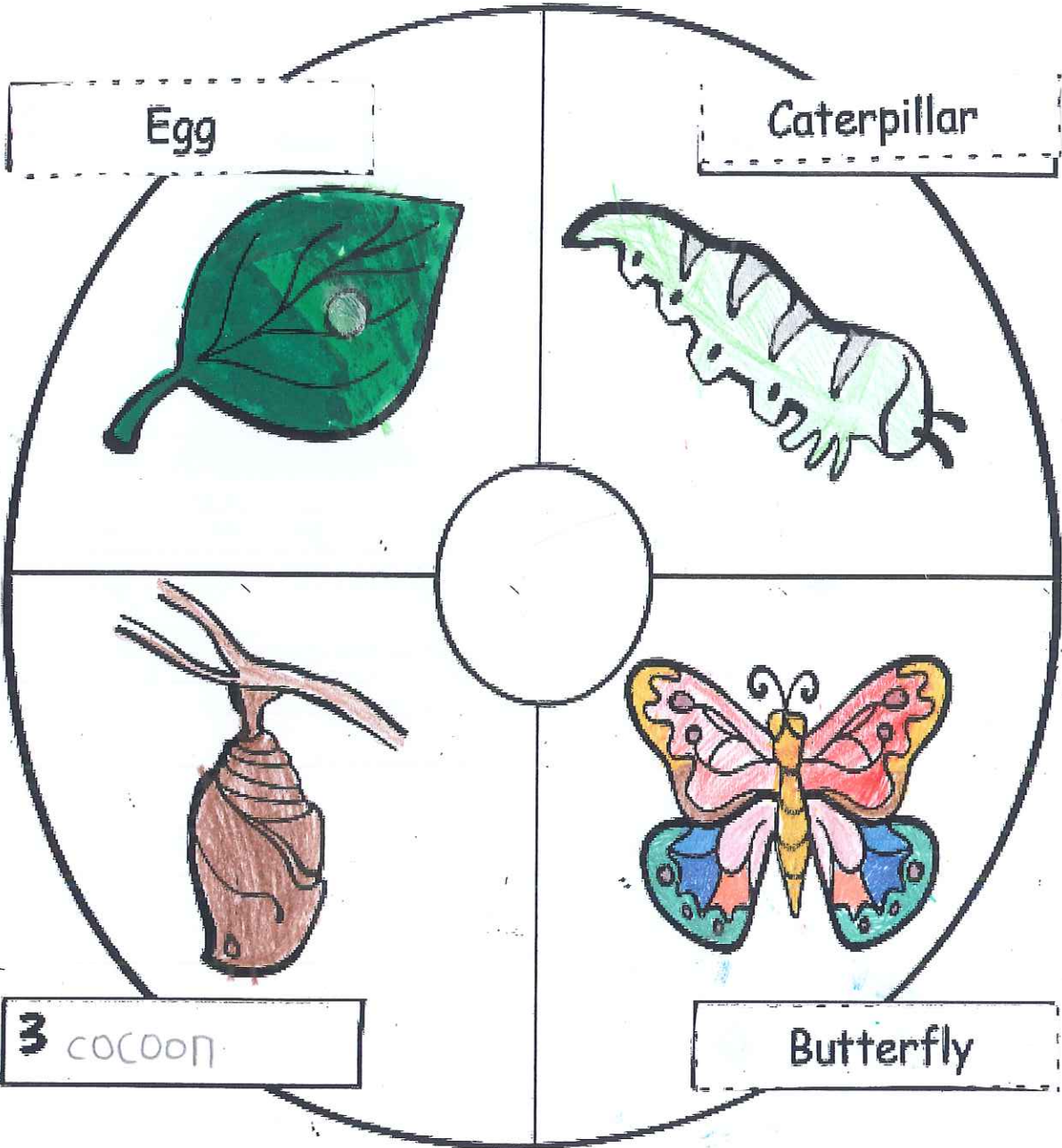
G74

3.17.24.18.15

306

Life cycle of a Butterfly

Color the life cycle stages below.



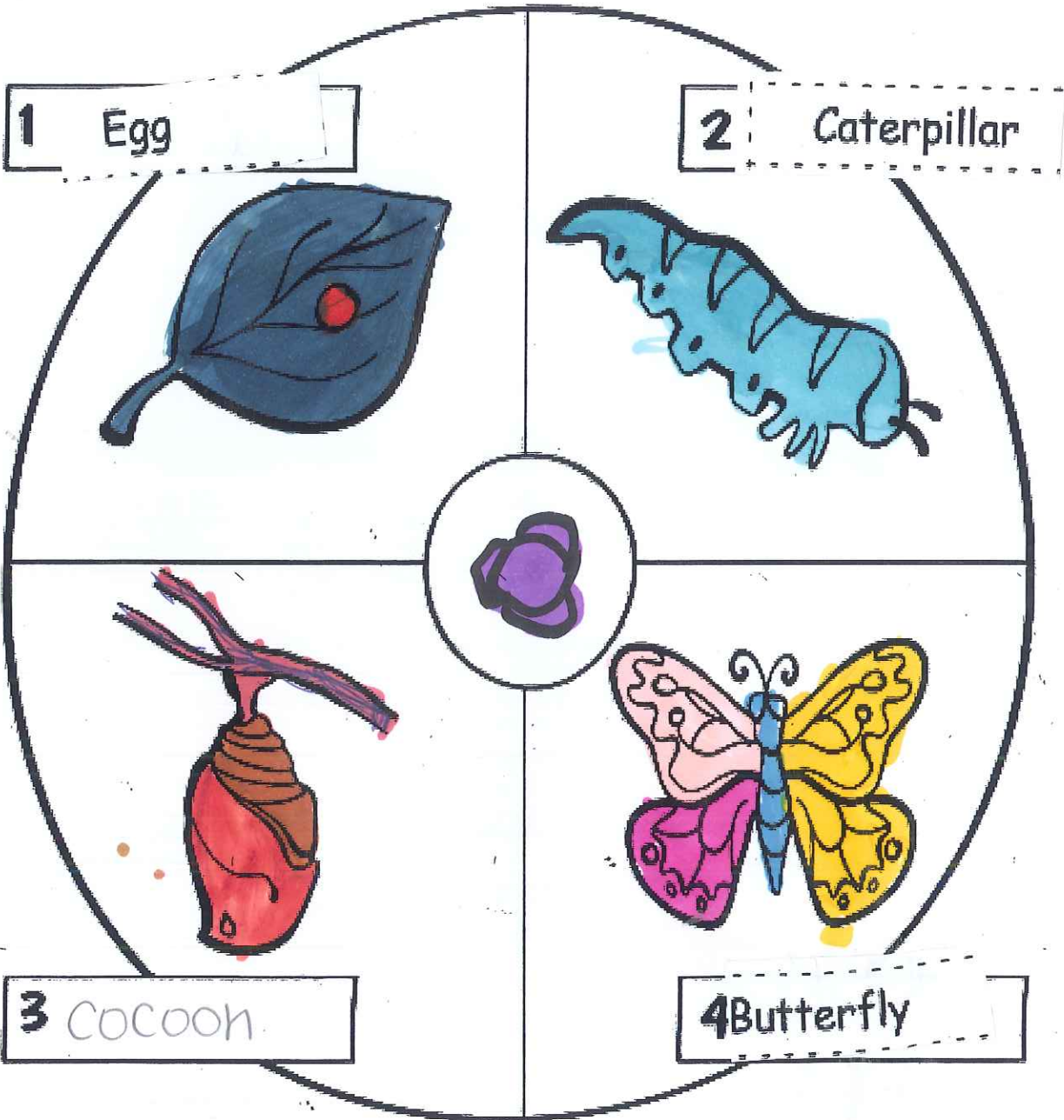
G/1

27.21.16.5

306

Life cycle of a Butterfly

Color the life cycle stages below.



G2 23.26.17.4.17

306

Life cycle of a Butterfly

Color the life cycle stages below.

