



# 1100429-30 Hakka Musical Instuments

嘉大附小六年級音樂沉浸式英語  
陳佳萍 方瑞貞 江嘉玲 何文琳

# Introduction

- Today we are going to learn Hakka musical instruments.
- Please google “客家八音”.
- Read the introduction of “客家八音”, then classify Hakka musical instruments.
- Please draw a table.
- Divide Hakka musical instruments into three categories: wind, strings and percussion.



# Work as a pair.



# Google “客家八音”.





# Read “客家八音”.



# Posters

C Major

Apr. 29<sup>th</sup> - 30<sup>th</sup>

Song: 風箏

Topic 1: Questionaire

Topic 2: Hakka  
Musical Instruments

Hakka Musical Instruments

1. Draw a table (表格).
2. Three types of Hakka musical Instruments (客家八音)

① Wind    ② String    ③ Percussion

Hakka Musical Instruments

Wind	String	Percussion

--	--	--



# Hakka Musical Instruments

Wind

嗩子、管、笛、嗩吶、  
大吹、叭子、簫

Percussion

拍鼓、堂鼓、大鼓

String

柳琴、二胡、揚琴、  
吉他





# Haka Musical Instruments



Wind

string

Percussion

1. 嗩吶

1. 二弦

1. 鑼

2. 笛子

2. 二胡

2. 鼓

3. 直簫 / 橫簫

3. 月琴

3. 梆子

4. 鐃鈸







6425 · 6415



# Hakka Musical Instruments



Wind 管樂	String 絃樂	Percussion 打擊
<p>直簫 橫簫 嗩吶</p> 	<p>二弦 胖胡 二胡 三弦</p> 	<p>鑼 鼓 梆子 鏡鈸</p>  

# Hakka Music Instruments

Wind


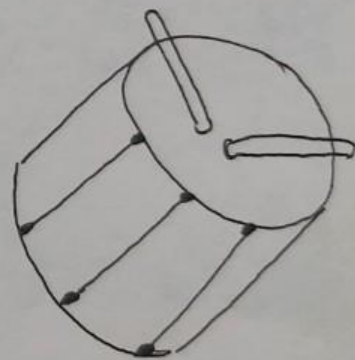
- 嗩吶
- 直橫簫

String

- 二弦
- 胖胡
- 二胡

Percussion

- 鑼、鼓、梆子、鑼



Hakka

Musical

Instruments

客家八音

WIND

吹

STRING

拉

Percussion

敲

簫

嗩吶



二弦

胖胡

二胡



打擊樂器

鑼

鼓

梆子

鑊鈸

6321. 6326

# Feedback

- Students use diagrams to learn instrument classification.
- The teacher provides a table format for students, which is easier for students to understand how to make a musical instruments' table.

