

國立嘉義大學附設實驗國民小學110學年度第2學期

音樂與表演藝術雙語教案設計

主題：阿里山藝術采風

一、課程架構

單元名稱	主要學習目標	主要學習活動	學科英語單字/句型	教學節數
音樂故事采風	1.發現彼得與狼用音樂說故事的特色。 2.小組合作創作音樂說故事。 3.體認音樂的藝術價值。	1.認識彼得與狼音樂故事與樂器 2.演唱與演奏彼得與狼主題旋律 3.比較不同的彼得與狼詮釋展演 4.合作創作童話音樂故事與展演	Peter and the wolf, Prokofiev, Ukraine, east Europe, orchestra, musical instruments, strings, flute, oboe, clarinet, bassoon, French horn, timpani, melody. What is the musical instrument? The strings are played as Peter. Who was the composer ?	上學期 2 下學期 3
阿里山藝術采風	1.探索阿里山的文化價值。 2.演唱演奏阿里山名曲。 3.合作進行阿里山創意學習活動。 4.行銷阿里山之美。	1.閱讀、演唱、演奏阿里山世界遺產與名曲。 2.阿里山變奏曲、阿里山a cappella、阿里山讀者劇場、阿里山chant、calligram、kahoot、catchy song	world heritage, variation. Melody, rhythm, mode, harmony, a cappella, vocal percussion, throat percussion, chant, calligram, catchy song, readers theater	8
名畫樂器采風	1.探索名畫中的樂器。 2.運用簡易作曲改寫名畫樂曲。 3.名畫樂器kahoot。	1.探索六幅名畫及其樂器。 2.演唱演奏名畫樂曲。 3.四種簡易作曲方法改寫名畫樂曲。 4.個別線上名畫樂器測驗。	famous paintings musical instruments pipa/sheng/flute/harpsichord lute/ clarinet / mandolin/ guitar musical composition note chain/ repetition/ sequence/ reverse	5
創意音樂采風	1.熟練拍號與調號。 2.探究音樂家故事。 3.發現客家藝術資產之美。	1.拍號與調號寫作。 2.音樂家寫作。 3.客家藝術資產簡報創作。	time signature key signature musicians Hakka Art and Music make slides photos, words and feedback	3

二、單元架構

活動名稱	學習目標	學習內容	學科英語	教學資源	教學節數
世遺阿里山	1.探索世界遺產與阿里山鐵道。 2.創作森林狂想曲變奏曲。	1.世界遺產與阿里山鐵道。 2.四種變奏曲。 3.森林狂想曲與變奏曲。	variation melody rhythm harmony world heritage	影片 樂譜	1
歌詠阿里山	1.演唱演奏阿里山歌謠。 2.運用多元模式歌詠阿里山。 3.為阿里山藝術發聲。	1.高山青、丟丟銅仔歌謠。 2.a cappella, vocal percussion, chant, catchy song	a cappella vocal percussion chant catchy song	影片 樂譜 ppt	4
傳揚阿里山	1.發現阿里山林鐵之美。 2.運用多元模式傳揚阿里山特色。	1.阿里山小火車雙語讀者劇場劇本。 2.林業文化圖像詩海報。 3.kahoot測驗。	readers theater gesture calligram poster title design	雙語劇本 海報素材 kahoot	3

三、教學設計

單元名稱	阿里山藝術采風	教學設計者	陳佳萍
學習對象	六年級	學習節次	8
核心素養	藝-E-A3 學習規劃藝術活動，豐富生活經驗。 藝-E-B3 善用多元感官，察覺感知藝術與生活的關聯，以豐富美感經驗。 藝-E-C1 識別藝術活動中的社會議題。		
學習內容	音A-III-3 音樂美感原則：例如反覆、對比等。 音E-III-5 簡易創作，如：節奏創作、曲調創作、曲式創作等。 音 P-III-2 音樂與群體活動。 表A-III-1 家庭與社區的文化背景和歷史故事。 表E-III-2 主題動作編創、故事表演。		
學習表現	1-III-5 能探索並使用音樂元素，進行簡易創作，表達自我的思想與情感。 1-III-8 能嘗試不同創作形式，從事展演活動。 2-III-3 能反思與回應表演和生活的關係。 3-III-4 能與他人合作規劃藝術創作或展演，並扼要說明其美感。 3-III-5 能透過藝術創作或展演覺察議題，表現人文關懷。		

學習目標	<p>1.運用變奏曲、海報創作、讀者劇場、聲音節奏等進行合作學習並完成阿里山學習任務，豐富生活經驗。</p> <p>2.以音樂、海報、資訊融入檢測等多元學習策略，創作阿里山歌曲，傳揚阿里山木都之美。</p> <p>3.透過嘉義在地木都線上資源與蹦蹦奇跑得快繪本等材料與實際到訪林業文化園區，關注嘉義在地文化邁向世界遺產的議題。</p>
教學方法	<p>1.資訊融入教學。</p> <p>2.Kagan 結構式合作學習。</p> <p>3.創作與發表。</p>
教學資源	簡報、影片、創作單、平板、紀錄單、創作單。
英語學習 content vocabulary/ sentence pattern	<p>★學科英語詞彙和句型</p> <p>world heritage variation change the melody change the rhythm change the harmony a cappella sing different parts vocal percussion use your tongue, your lips, throat to make sounds readers theater read the scripts, use gestures, make sound effects calligram write the words in a shape tap photos on the poster write a big title catchy song follow the ad song change the lyrics</p> <p>★課室英語</p> <p>Work as a pair. Work as a team. Be a good audience. Face to your teammates. Thank you for your sharing. Please watch the video. Please play the table game together. This is the emblem of the world heritage.</p>

活動一：世遺阿里山 1 節	教具	評量
---------------	----	----

<ul style="list-style-type: none"> Who is he? What's the variation that he composed? Did you remember these musicians? Let's read together. <p>3. 賞析變奏曲影片：</p> <p>https://www.youtube.com/watch?v=g_2Lk-8kjcjg Jazz Variation</p> <p>https://www.youtube.com/watch?v=EXgNlueMu6k Vivaldi variation</p> <p>https://www.youtube.com/watch?v=0MYjMnP2rV8 birthday song variation/ two violins' variation</p> <p>https://www.youtube.com/watch?v=KRjsdpSL6z4 ballet variation</p> <ul style="list-style-type: none"> Let's watch some films to learn variations. What did you see in the videos? Do you like Jazz Variation? Why? Do you like Ballet Variation? Why? Do you like Vivaldi Variation? Why? Do you like Birthday Song's variation? Why? Let's play Fan and Pick. Please pick a card. Read the question to your teammates. Everyone has to answer the question. Take turns, please. <p>4. 學習三種變奏方式：旋律、節奏、和聲。</p> <ul style="list-style-type: none"> We are going to learn three ways of variations. You can change the rhythm, change the melody and change the major to minor. Let's try to sing the variations. <p>(二) 變奏曲創作：</p> <p>1. 演奏森林狂想曲。</p> <ul style="list-style-type: none"> Pick up your recorder. Turn to page 11. Let's play the song. What's the key signature? A minor. What's the time signature? 4/4. Good job. <p>2. 小組合奏創作一個小節變奏曲。</p> <ul style="list-style-type: none"> Please work together. Choose a bar of the song(森林狂想曲). Change the melody, or change the rhythm, or change the harmony. Play your variations together. Show on the stage. Be good audience. Well done. <p>三、總結活動：3'</p> <p>1. 總結今日所學：變奏曲、音樂家、賞析桌遊、變奏曲創作。</p> <ul style="list-style-type: none"> What did we learned today? Which part do you like best? Why? 	<p>自製 桌遊 卡</p> <p>ppt</p> <p>樂譜 直笛</p>	<p>合作 問答</p> <p>聆聽 演唱</p> <p>演奏 合作 創作</p> <p>聆聽 回應 檢核</p>
--	--	---

<ul style="list-style-type: none"> • What is Variation? • We can change the melody/rhythm/harmony as the variations. <p>2.自我檢視學習表現：</p> <ul style="list-style-type: none"> • Do you work together? • Do you know how to make the variation? • Do you be a good learner? 		
<p>活動二：歌詠阿里山 4 節</p>	<p>教具</p>	<p>評量</p>
<p>一、引起動機：15’</p> <p>(一)提問討論：</p> <p>1.如何讓更多人關注阿里山?</p> <p>2.自由發言、共同討論。</p> <ul style="list-style-type: none"> • Do you know where Alishan is? • It is in Chiayi County. • What are the features of Alishan? • There are sunrise, sea of clouds, railway and cherry blossoms. • How to protect for Alishan? • Introduce the beauties of Alishan. <p>(二)說明任務：</p> <p>1.介紹蹦蹦奇蹦蹦奇跑得快繪本：</p> <p>(1)蹦蹦奇是小火車，想要當大老。</p> <p>(2)經過一段旅程，蹦蹦奇知道要成為稱職的阿里山小火車，是需要很多人一起努力的。</p> <p>2.小組合作運用蹦蹦奇繪本創作音樂與表演活動。</p> <p>(三)阿里山歌曲：</p> <p>1.演唱演奏丟丟銅仔、高山青。</p> <p>2.探究歌曲內容。</p> <ul style="list-style-type: none"> • Let’s play the song “高山青”. • What’s the key of the song? • Why is it a minor song? • Let’s play the song “丟丟銅仔”. • What’s the key of the song? • Why is it pentatonic? <p>二、發展活動：100’</p> <p>(一)a cappella</p> <p>1.探索 a cappella：</p> <p>(1)介紹 a cappella 歷史。</p> <p>(2)賞析 a cappella history / b vocal 影片。</p> <p>https://www.youtube.com/watch?v=TD00AIRe0rE a cappella 簡明歷史</p>	<p>繪本</p> <p>樂譜</p> <p>ppt 影片 樂譜 海報</p>	<p>聆聽 回應</p> <p>演唱 合作</p>

<p>https://www.youtube.com/watch?v=tFleHF1GrwY b vocal 丟丟銅仔</p> <ul style="list-style-type: none"> • Today we are going to learn A Cappella. • What is an a cappella? • People sing without musical instruments. • A cappella is Italian, it means in the church. • It is a church music style. • Let's watch the video of A Cappella history. • What did you find in the video? • Let's look at a cappella showing. <p>2. 體驗阿里山三聲部 a cappella。</p> <ul style="list-style-type: none"> • Now it's your turn. • Let's sing 高山青. • Let's learn to sing part 2 and part 3. <p>3. 小組合作運用高山青歌曲設計三聲部 a cappella。</p> <p>4. 展演與賞析。</p> <ul style="list-style-type: none"> • Work as a group. • Some people sing part 2, the others sing part 3. • You can also sing 高山青 together. • Please show on the stage. • Please be good audience. <p>(二)vocal percussion：</p> <p>1. 探討聲音節奏樂概念。</p> <p>https://www.youtube.com/watch?v=6WII24rv__g throat percussion</p> <p>https://www.youtube.com/watch?v=Glfc8OUYFG4 Korea vocal percussion</p> <ul style="list-style-type: none"> • We are going to learn Vocal Percussion. • What is Vocal Percussion? • Use mouths and voices as the percussion instruments. • Let's watch the video. • What did you learn in the video? • There are some throat percussions in the video. • Where are throat percussions from? • Mongolia, Inuit, Scandinavia and Africa. <p>2. 體驗四種 vocal percussion。</p> <ul style="list-style-type: none"> • How do we make vocal percussions? • Use the mouths, tongues, lips and throats as vocal percussions. • Let's try Alishan Train vocal percussions. <p>3. 蹦蹦奇蹦蹦奇跑得快繪本英語四聲部 vocal percussion。</p> <p>4. 小組合作創作。</p> <p>5. 展演與賞析。</p> <ul style="list-style-type: none"> • Read the picture book, choose one page, make a sentence, chant the sentence. • Some people are vocal percussions. • There are four parts in the show. • Please work as a team. • Please be good audience. 	<p>ppt 影片 繪本</p>	<p>聆賞 回應 合作 演唱</p>
---	--------------------------	--------------------------------

影片

<p>(三)Alishan chant</p> <p>1.探索 chant 意涵。</p> <ul style="list-style-type: none"> • Today we are going to learn Alishan Train Chant. • What is a chant? • Read or sing a phrase repeatedly or continuously. • Where is Chant started? • Maybe from Italy or France. <p>2.欣賞影片，學習 chant。</p> <p>https://www.youtube.com/watch?v=MCaWDQMgUS8&t=116s</p> <p>Gregorian chant</p> <p>https://www.youtube.com/watch?v=3XLLNH6WNdE chant meaning</p> <p>https://www.youtube.com/watch?v=9-NIZH_HcOw brown bear what do you see?</p> <ul style="list-style-type: none"> • Let's watch the videos to learn more about Chant. • What did you see in the video? • Old chant is singing. • Children learn new words in chants. • There are 10 things in the video. <p>3.小組合作，創作蹦蹦奇蹦蹦奇跑得快 chant。</p> <p>4.展演與賞析。</p> <ul style="list-style-type: none"> • Let's chant as a team. • Please choose a page in the Alishan Train picture book. • Chant one by one. • In the end please chant together. • Be good audience. <p>(四)catchy song</p> <p>1.賞析探索 catchy song。</p> <p>https://www.youtube.com/watch?v=dom-cPDuspl 斯斯廣告</p> <p>https://www.youtube.com/watch?v=OMWU0UXY0Wc 益可夫廣告</p> <ul style="list-style-type: none"> • Today we are going to learn Catchy Song. • What is Catchy Song? • A song is attractive and easy to remember. • Let's watch some catchy songs, 斯斯感冒蔡阿嘎版本/益可夫。 • What did you find in these videos? • Repeated melodies, cute rhythm. • Good. Now we are going to make a catchy song of Alishan. <p>2.個別創作阿里山 catchy song。</p> <p>3.分享與賞析。</p> <ul style="list-style-type: none"> • Please use the melody of 斯斯廣告. • You can copy or imitate the lyrics that teacher presented. • Do your best. • Share your writing. <p>三、總結活動：5'</p>	<p>繪本</p> <p>聆聽 回應 合作 朗誦</p> <p>影片 簡報</p> <p>聆賞 回應 創作 分享</p>	
---	--	--

<p>1.歸納歌詠阿里山學習重點：a cappella, vocal percussion, chant, catchy song。</p> <p>2.檢視學習心得。</p> <ul style="list-style-type: none"> • What did you learn in these tasks. • Which one do you like best? Why? • Did you learn with your teammates? • Did you do your best? 	簡報	自我檢核
活動三：傳揚阿里山 3 節	教具	評量
<p>一、引起動機：5'</p> <p>1.回顧阿里山世界遺產學習經驗。</p> <p>2.討論傳揚阿里山的策略方法。</p> <p>3.說明學習任務包含小火車讀者劇場及海報。</p> <p>二、發展活動：65'</p> <p>(一)readers theater</p> <p>1.探索 readers theater。</p> <ul style="list-style-type: none"> • Today we are going to learn Readers Theater again. • How to do the readers theater? • Read the script. Read loud, read clearly. Add some gestures in the reading. <p>2.閱讀蹦蹦奇跑得快讀者劇場雙語劇本。</p> <p>3.小組合作設計動作與接力讀劇。</p> <p>4.展演與賞析。</p> <ul style="list-style-type: none"> • Please work as a team. • Three or four people a group. • Read the script, assign roles, do some gestures. • Show time, please. • Go back to your seat. • Perform on the stage in order. • Be good audience. <p>(二)calligram</p> <p>1.探討阿里山林業文化特色。</p> <ul style="list-style-type: none"> • Today we are going to learn Alishan calligram. • Where is Alishan? It is in Chiayi County. • What is Alishan Forestry? Wood, railway and culture. • Let’s watch the video “Alishan Railway World Heritage Potential Site”. • What did you find in the video? • There are five railways in world heritage. • There are Spiral and Zigzag in Alishan railway. • What are the symbols? World heritage and UNESCO. • There are natural, cultural and mixed world heritage sites. How about Alishan forestry? Mixed world heritage. • How to promote Alishan forestry? Care, save and educate. 	<p>雙語 劇本 繪本</p> <p>簡報</p>	<p>合作 展演</p> <p>聆聽 回應</p>

<p>2.探索與賞析圖像詩作品。</p> <ul style="list-style-type: none"> • Let's learn the calligram. • What is a calligram? • Make the poem like a picture. • Let's watch some calligram. • What did you find? • You can design a picture first, then write the words in the pictures. <p>3.小組合作創作阿里山鐵道文化圖像詩海報。</p> <p>4.作品分享。</p> <ul style="list-style-type: none"> • Please make an Alishan forestry poster. • Remember to write the big title and write two sentences as a picture. • Tap some photos on the poster. • Design your poster. • Work together, please. <p>三、總結活動：20'</p> <p>(一)KAHOOT</p> <p>1.說明 kahoot 測驗。</p> <p>2.配對合作進行測驗與檢核討論。</p> <ul style="list-style-type: none"> • Today we are going to play Kahoot. • Please press the code and log in the game. • Key in your class number as the nickname, please. • There are 12 questions. • Please listen to the music first, then press the answer. • Two people a tablet. • Remember to take turns in the quiz. <p>(二)課程總結</p> <p>1.回顧阿里山鐵道學習任務。</p> <p>2.探討如何愛護與推廣阿里山文化特色及價值。</p> <p>3.自我檢核學習表現。</p> <ul style="list-style-type: none"> • What did we learn in the union? • Which one do you like best? Why? • How to promote Alishan Railway Culture? • Did you learn with your partners? • Did you know how to do these music tasks again? • Did you do your best in the learning? 	<p>海報 相片 參考 資料 膠帶 麥克 筆</p> <p>ka- hoot</p> <p>照片</p>	<p>合作 創作 賞析</p> <p>配對 檢測</p> <p>自我 檢核</p>

四、學習評量

評分項目	3-4分	2分	1分	0分
世遺阿里山	1.認真聆聽與回應 2.認真參與變奏曲桌遊	只有達成2項	只有達成1項	完全未做到

	卡活動 3.合作展演森林狂想曲 變奏曲			
歌詠阿里山	1.認真聆賞與回應 2.小組合作創作表演 3.認真賞析與回應	只有達成2項	只有達成1項	完全未做到
傳揚阿里山	1.認真聆賞回應。 2.認真表演讀者劇場。 3.合作完成阿里山鐵道 圖像詩海報。 4.kahoot 測驗表現好。	只有達成2項	只有達成1項	完全未做到

五、教學省思：

活動名稱	教學省思
世遺阿里山	<ul style="list-style-type: none"> The students can make the variations together. Most of the variations are changed from the rhythm and the melodies. The students like watching the videos, but they rarely answer the questions. We have to encourage students thinking and speaking out.
歌詠阿里山	<ul style="list-style-type: none"> It's not easy for students to sing A Cappella. It is easier for students to sing in same rhythm. A minor is a good scale for students to sing different sounds. Students like the vocal video from Korea very much, some students ask how to search it on the Youtube. In order to help students doing Alishan vocal percussions well, we learn to do the vocal percussions steps by steps. It is a little difficult for students to chant with the Alishan picture book. Teacher has to remind students caring about the pictures instead of looking at the words in the book. It is an easy task for students to do the chant. Most students do well. Some students laughed when they showed on the stage because they thought it is a little childish. Students like to watch the videos because they are familiar. Some students are shy to sing or act like the catchy songs, so they have to write and draw the lyrics alone.
傳揚阿里山	<ul style="list-style-type: none"> Students are a little shy to perform the gestures on the stage. Some students can speak clearly. Most of the students speak too softly. The students are not good at writing the pop words. In order to help the students complete the posters in twenty minutes, the teacher has prepared the Alishan photos for students to paste them on the posters. It is difficult for students to make a calligram in such a short time, so we change the method. The students choose two sentences and write these sentences as images. Students are not good at the Alishan culture. We have to learn more of Alishan. Some students fail in the quits because they cannot connect to the internet. Students like to play Kahoot because they feel like playing the online game. .

六、教學剪影：



watch the video



variation cards



森林狂想曲變奏曲創作



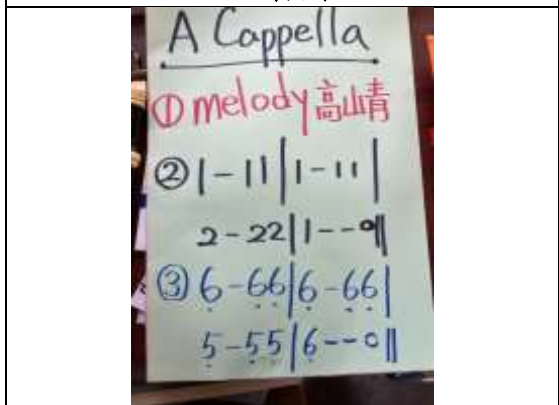
play variation together



公開授課



觀課合影



<p>a cappella 簡易樂譜</p>	<p>b vocal 賞析</p>
	
<p>a cappella 練習</p>	<p>a cappella 展演</p>
	
<p>vocal percussion</p>	<p>amazing vocal percussion</p>
	
<p>read picture book</p>	<p>vocal percussion show</p>
	
<p>watch the video</p>	<p>閱讀繪本</p>



show time




Alishan train chant



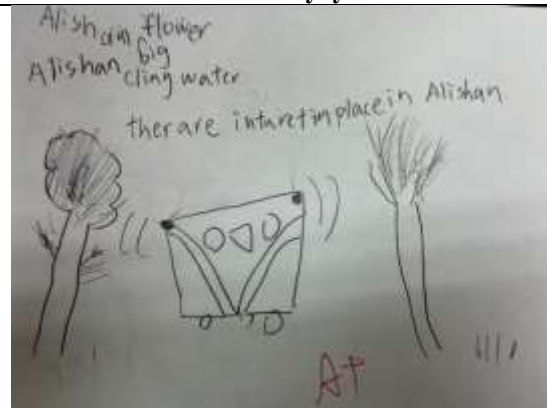
watch the video



write a catchy lyrics



student's work



student's work



readers theater



teamwork




scripts/picture book



show time



watch the video



read and choose



make the poster



Peimen station



kahoot



summary

附件一：阿里山音樂秀學習手冊



世界遺產 (World Heritage)

聯合國教科文組織(UNESCO)於1972年11月16日通過《世界遺產公約》，希望全世界人類一起保護具有自然或文化保存價值的資產。目前世界遺產的分類有以下三種：1.自然遺產，2.文化遺產，3.複合遺產。

你覺得，我們的阿里山適合申請哪一種世界遺產呢？



Do you know what it is?

This is the World Heritage emblem.

we are the world 節錄
single by USA for Africa 1985 Michael Jackson & Lionel Richie



We are the world
 We are the children
 We are the ones who makes a brighter day,
 so let's start giving

 There's a choice we're making
 We're saving our own lives

 It's true we'll make a better day,
 just you and me

阿里山世界遺產GO

我國自2002年起，開始推動世界遺產潛力點。一開始選定了11個地點，嘉義阿里山林鐵也名列其中。

近年來許多文化與歷史學者認為，阿里山不僅有重要的林業鐵路，還有很特別的自然景觀與山林文化，建議推動阿里山景觀文化邁入世界複合遺產。

Do you know where Alishan is?



It is in Chiayi County.

阿里山林業鐵路

日治時期，官方發現阿里山有豐富的林業資源，於是決定建造一條登山鐵路，以利於載送木材到山下販賣。1912年12月，阿里山林鐵全線通車，一開始只是載送木材以及山上山下物資交換，後來因應觀光與旅遊的需求，開始了載客服務。



Do you know why Alishan train is called a "Small Train" ?

It is because the railroad track is narrower.

高山青 節錄
阿里山站前

阿里山之歌

高山青(簡版) 作詞：鄧禹平
作曲：張徹 編曲：黃友棣

高山青 澗水藍
阿里山的姑娘美如水呀
阿里山的少年壯如山
啊...啊...
姑娘和那少年永不分離
碧水常圍著青山轉

高山青這首曲子來自1947年電影主題曲，後來經過改編與大量傳唱，儼然成為阿里山的代表歌曲。

The song is very famous in Taiwan. Can you find the repeated melody in the song?

丟丟銅仔 宜蘭民謠/許丙丁填詞

火車行到伊都，阿末伊都丟，唉唷
磅空內，磅空的水伊都，丟丟銅仔
伊都，阿末伊都，丟仔伊都滴落來。

丟丟銅仔這首曲子是宜蘭民謠，因為曲調簡潔易懂，令人朗朗上口，所以流傳很廣。

歌詞裡面有很多語助詞，你找到了嗎？

This is an easy song for children to learn. Can you find the repeated melody in the song?

丟丟銅仔

河合鈿太郎 (Kawai Shitarō) 是日本林業博士。1902年來台灣踏查阿里山林業，進而催生了阿里山林業鐵道。後人為了紀念他，在阿里山上設立紀念碑。這個紀念碑現在被訂定為嘉義縣縣定古蹟。



林業學家 河合鈿太郎



Why is the name of the monument 琴山 (Kinzan), and not 太郎 (Shitarō)?

Because his name was also known as Kinzan.

森林狂想曲

森林狂想曲是台灣第一首加入大自然聲音的樂曲，由音樂製作人吳金黛耗時5年打造的音樂專輯，於1999年出版即風靡全台。

Forest Rhapsody is the first piece of music in Taiwan that has the sound of nature in it. Can you find the repeated melody?

森林狂想曲 吳金黛·羅宗沛 曲

稍快板

1 3 5 3 3 2 3 3 2 3 6 7 1 2 1 6 5 3
 6 1 3 5 3 3 2 3 3 2 3 6 7 1 2 1 6 5 6 6 7
 1 2 3 4 5 4 3 2 2 3 2 6 7 1 2 3 7 6 7 6 7
 1 2 3 4 5 4 3 2 3 3 2 6 7 1 2 3 1 6 5 6 3
 5 3 5 6 3 2 1 6 1 2 3 3 2 3 3
 5 4 5 6 3 3 1 6 1 2 3 6 5 6 d.c.
 1 3 2 1 3 6

嘉義車庫園區



嘉義車庫園區位於嘉義市文化中心旁，1912年開始營運，主要的功能是建造與修理阿里山森鐵各式各樣的火車。

來到車庫園區，映入眼簾的就是蒸汽小火車，仔細看看火車上面的編號，這就是火車的身分證。十位數字1的火車代表18頓火車，主要於平地行駛，十位數字2和3則是28頓火車，馬力較強，適合爬坡。

Alishan trains are numbered.
Do you know the meaning of this number?



If the train's number is from 11 to 18, it means the train has less horsepower.

火車快飛

26號蒸汽火車頭

26號蒸汽火車頭是美國萊瑪公司生產的，本來已經停駛。1998年由我國工程師修復了國寶級的火車，為紀念這個重要事蹟，北門驛的燈柱和馬賽克地板，都有這個數字。

This is a cute song for children. Can you find the sequence of the song?



火車快飛 兒童歌曲

3 3 7 5 2 3 7 5 6 7 1 1 7 1 3 2
 2 7 2 7 6 7 5 1 6 6 6 7 5 5 5
 6 7 1 6 5 4 5


林鐵工法

阿里山林鐵具有四種重要的登山鐵路工法，包含馬蹄彎、之字形、螺旋線以及直立式汽缸。

因為這些工法很特別，世界各國鐵道迷常常造訪嘉義阿里山林業鐵道，因此我們要好好愛護這個古蹟，讓它有機會成為人類的瑰寶。



Spiral 螺旋線



Zig-Zag 之字形



U-Turn 馬蹄彎



Special Steam Engines 直立式汽缸

接尾音

接下來我們將以阿里山林業文化為素材，練習創作樂曲。

這個單元我們將學習六種作曲的方法，包含反覆、反向、模進、接尾音、級進和跳進。學會這些方法，就可以創作出朗朗上口的簡易歌曲。

Using note chains is a simple way to compose music. Do you know how to do it?

阿里山鐵道工法
ana chiao 接尾音作曲

A - li - shan Fo - rest Rail - way
is ve - ry spe - cial
U tun, zig-zag, Spi - ral and spiral en - gines
are the me - thods

Do you know what the number 31 means?

北門驛

北門驛位於嘉大附小北邊約3分鐘路程，它是阿里山森林鐵路的起點站，已經被列為嘉義市市定古蹟。

北門驛興建於1912年，1998年曾遭過火災，當年被新北門車站取代。現在，它靜靜地矗立在嘉義市文化中心對面巷子裡，用迷人優雅的姿態，持續為人們服務。



It means the elevation here is 31 meters.



反覆

Peimen Station is the first station of the Alishan Forest Railway. It was built in 1912.

Using repeat is an easy way to make compositions. Give it a try.

北門車站1912
repeat 反覆作曲

Pei men sta - tion Pei men Sta - tion
is ve - ry old is ve - ry old
It was built in 19 - 12. It was built in 19 - 12.
old sta - tion old sta - tion

檜意森活村位於嘉大附小西邊，是全臺灣最早的林業村，也是保持最完整、範圍最壯觀的日式宿舍。

1910年代，阿里山森林開發後，需要大量的人力與設備進行木材整理與販售，因此有了這一大片的日式宿舍。2005年起，嘉義市政府將檜意森活村建築群登錄為歷史建築群。

Hinoki Village is next to our school. Have you ever visited this place?

檜意森活村



模進

There are 29 Japanese buildings in Hinoki Village. They are historical buildings now.

Sequence is one of the ways we use to compose music. Let's practice.

檜森密碼29
sequence 模進作曲

Hi - no - ki vi - llage
are ve - ry big
There are twenty nine Ja - pan - ese build - ings
in the Hin - o - ki Vi - llage.



營林俱樂部

營林俱樂部在1998年被訂定為嘉義市市定古蹟，它位於檜意森活村內，外型是很獨特的英國都鐸式建築。

都鐸式建築的特色包含半木結構、雙面斜屋頂、突出的山牆、高窄窗戶、小方格玻璃以及高大煙囪。

營林俱樂部建造於1914年，剛開始做為休閒娛樂場所和木材標售場所，後來也曾經經營幼稚園，現在則是做為展覽用途。

Forest Club was built in 1914.
Do you know where it is?

反向

Forest Club is in Hinoki Village. It is a monument of Chiayi City.

Reverse is another way to compose music. If the first melody goes up, the next one will go down.

營林俱樂部歡迎歌
reverse 反向作曲法

This is Fo - res - try club
It is ve - ry ve - ry cute.
It is a mo - nu - ment
Wel - come to vi - sit



眠月廬位於檜意森活村西南邊，目前由林管處規劃成為多功能閱讀室，有著著珍貴的阿里山生結、文史、詩歌等資源，非常值得一讀。

眠月廬與檜意森活村所長官舍緊鄰，所長官舍和眠月廬的屋頂都是紅瓦，廬區的其他日式建築則是黑瓦，很特別吧。

眠月廬

級進

Mianyue Cottage is located at the southwest of Hinoki Village. Now it is a reading center about Chiayi wooden culture.

In music, a step is two consecutive notes. Many melodies contain steps.



眠月廬好閱讀(原曲:歡樂頌)

Mian yue Co-ttage is lo-ca-ted in the Hi-no-ki vi-llage

Mian yue Co-ttage Mian yue Co-ttage is a reading cen-ter

嘉義製材所動力室



嘉義製材所於1913年成立，主要的任務就是把阿里山運送下來的木頭加工，使之成為經濟木材。

第一代製材工場因為1941年中埔大地震損毀，目前在製材所裡面的是第二代製材工場。

製材所最前面的建築物是動力室，主要的功能就是進行發電，讓各項機具有電力可以使用，在20世紀初被這裡稱為東洋第一製材所，百年前就吸引許多藝術家和遊客來這邊打卡。



圖片來源 阿里山林業之管理處
<https://afrcf.forest.gov.tw/0000268>

跳進

Chiayi Timber Factory is located behind the Municipal Museum. There are some historical buildings in the Timber Factory.

In music, a skip is a wider or larger intervals. Many melodies contain skips.



Timber Factory (原曲: 河水)

Tim-ber Tim-ber Fac-to-ry

It's more than hun-dred years

嘉大附小音樂沉浸式英語學習手冊3 阿里山音樂秀

指導單位 教育部 嘉義市政府
諮詢輔導 張淑儀教授 陳虹苓教授 張麗玉教授
承辦單位 國立嘉義大學附設實驗國民小學
文字撰稿 陳佳萍
英語校對 張淑儀教授 陳虹苓教授 張麗玉教授
方瑞貞 Monica Yard
編輯 陳佳萍
圖片來源 維基百科 文化部網站 林鐵處網站
備註 本資料僅供教學用

附件二 蹦蹦奇跑得快 讀者劇場雙語劇本

Act 1

Narrator	蹦蹦奇是阿里山小火車，他是這裡最年輕的火車頭。 他看到很多人都跟老火車頭照相，沒有人理他，因此有點傷心。
Bonchi	I am so sad. No one cares about me.
Old train 1	Don't be so sad.
Old train 2	If you stay here for more than one hundred years, they will know you.
ALL	They will know you. They will care about you.

Act 2

Narrator	今天蹦蹦奇要從北門車站出發，帶領大家前往阿里山。 蹦蹦奇很開心可以成為今天的主角，準備出發囉。
Bonchi	Today is an important day. I have to pull the train to Alishan.
Bonchi	Hiho. Hiho. I am a hero. I can run so fast.
Train conductor	Enjoy the speed now. You can only run so fast here.
Train conductor	You cannot pull the train so fast after the Jhuci (竹崎) station.
ALL	Enjoy now. Enjoy the speed.

Act 3

Narrator	火車快飛、火車快飛(唱歌)。 蹦蹦奇很懷疑，為何過了竹崎站就不能開快車了呢?
Bonchi	Why cannot I run fast then?
Train conductor	It's a secret. You'll know later.
ALL	It's a secret. You'll know later.

Act 4

Narrator	原來，過了竹崎車站，阿里山鐵路就開始要爬坡囉。 蹦蹦發現，自己變成在火車後面，推著火車向前行。
Bonchi	Hiho. Hiho. I am a hero. But I cannot run as fast as earlier.
Train conductor	Yes. You have to push the train up to the mountain.
ALL	Push, push, push the train to Alishan.

Act 5

Narrator	蹦蹦推著火車向前行，他看到了阿里山林業鐵路的馬蹄彎、之字形、螺旋型，好特別喔。
Bonchi	Wow. There are different designs of the Alishan railway.
Train conductor	Yes. There are U-turn, zig-zag, and spiral designs.
ALL	U-turn, U-turn, Zig-zag, Zig-zag, Spiral, Spiral, GO, GO, GO .

Act 6

Narrator	火車進入隧道，好黑暗喔。蹦蹦好緊張，會不會出現怪物呢？
Bonchi	It is so dark in the tunnel. I am so scared. I cannot move now.
Train conductor	Don't worry. You can turn on the headlights. You'll be fine.
ALL	Be brave. Be brave. You'll be fine.

Act 7

Narrator	終於來到阿里山了。這裡有好多神木，還有漂亮的雲海。蹦蹦很開心把大家安全載到目的地。
Bonchi	Alishan is so beautiful. There are giant trees and the cloud seas up in the mountain.
Train conductor	You did a great job. You ran so well. The travelers are very happy to be here.
travelers	Hi, Bonchi. Can we take pictures with you?
Bonchi	Of course. I am so glad to be here with you all.
ALL	Hiho. Hiho. Bonchi is a hero. He is a super steam engine.

