

國立嘉義大學附設實驗國民小學110學年度第2學期

表演藝術雙語教案設計

主題：戲劇2

一、課程架構

單元名稱	主要學習目標	主要學習活動	學科英語單字/句型	教學節數
舞動青春2	1.探索多元族群舞蹈特色。 2.合作創作多元舞蹈。 3.賞析肢體的對稱與均衡之美。	1.鄒族舞蹈探索與體驗。 2.身體節奏樂探索與體驗。 3.日本傳統舞蹈探究與模仿。 4.藏族舞蹈發現與體驗。	Tsou dance symmetry balance body percussion change the formation Japanese dance Tibetan dance	4
戲劇2	1.發現多元戲劇類型的特色與美感。 2.合作體驗與創作戲劇。 3.賞析戲劇的創造性與美感價值。	1.聲音的探索與創作。 2.玩偶變聲創意秀。 3.默劇體驗。 4.戲劇閱讀。 5.道具變變變。 6.即興劇探索與體驗。 7.電影與攝影探究。	voice acting puppet show mime drama not a stick improvisation movie photography	12

二、單元架構

活動名稱	學習目標	學習內容	學科英語	教學資源	教學節數
戲劇閱讀	1.了解戲劇類型。 2.撰寫戲劇閱讀筆記。 3.分享戲劇的理解。	1.閱讀戲劇讀本與影片。 2.撰寫喜愛的戲劇類型。 3.合作分享。	theater choose a topic write the notes share together	戲劇中文書 紀錄單	1
voice acting	1.了解配音員的任務與特色。 2.合作學習擔任配音員。 3.賞析配音展演。	1.賞析配音員雙語影片。 2.探究與合作展演魔法滿屋、侏儸紀公園、阿拉丁預告片雙語劇本。	voice acting animation dubbing live action dubbing movie trailer	簡報 影片 雙語劇本	2
Puppet Show	1.了解玩偶秀的歷史與類型。 2.合作進行玩偶秀展演。 3.賞析與分享學習心得。	1.賞析玩偶秀影片。 2.運用玩偶合作進行對話與展演。	puppet show Vietnam water puppet show position	影片 玩偶 地點圖	1

活動名稱	學習目標	學習內容	學科英語	教學資源	教學節數
默劇	1.了解默劇歷史與重要表演者。 2.合作展演默劇。 3.專注欣賞他人默劇表演。	1.欣賞默劇歷史影片、卓別林、馬歇馬叟短片。 2.小組合作運用地點圖進行默劇表演。 3.小組運用道具進行創意默劇。	mime Chaplin Marceau U.K. France act clearly not a stick broom dust pan imagination	簡報 影片 地點圖 掃帚 畚斗	2
即興劇	1.了解即興劇的內涵與特色。 2.合作進行即興劇展演。	1.賞析勇氣劇場即興劇。 2.合作進行單句接力、單字接力、紙條亂入等即興劇展演。	improvisation unplanned unscripted Viola Spolin The USA Keith Johnstone U.K. sentence chain word chain paper in	簡報 影片 紀錄單	3
電影	1.了解電影及工作人員的類型。 2.體驗攝影的魅力。	1.紀錄及分享電影類型、工作人員類型的理解與喜好。 2.實際參與攝影體驗。	types of a film roles of a movie photography	簡報 影片 攝影機 線上分組 教室	3

三、教學設計

單元名稱	戲劇 2	教學設計者	陳佳萍
學習對象	六年級	學習節次	12
核心素養	藝-E-A1 參與藝術活動，探索生活美感。 藝-E-A3 學習規劃藝術活動，豐富生活經驗。 藝-E-B1 理解藝術符號，以表達情意觀點。 藝-E-C2 透過藝術實踐，學習理解他人感受與團隊合作的能力。		
學習內容	表E-III-3 動作素材、視覺圖像和聲音效果等整合呈現。 表A-III-1 家庭與社區的文化背景和歷史故事。 表P-III-4 議題融入表演、故事劇場、舞蹈劇場、社區劇場、兒童劇場。		
學習表現	1-III-7 能構思表演的創作主題與內容。		

	<p>1-III-8 能嘗試不同創作形式，從事展演活動。</p> <p>2-III-6 能區分表演藝術類型與特色。</p> <p>2-III-7 能理解與詮釋表演藝術的構成要素，並表達意見。</p> <p>3-III-5 能透過藝術創作或展演覺察議題，表現人文關懷。</p>
學習目標	<p>1.構思肢體、聲音與戲劇表演的主題及內容。</p> <p>2.整合聲音、動作、圖像等內容創作與展演。</p> <p>3.透過劇場、團隊與展演活動表達對社會文化人文的關懷。</p>
教學方法	<p>1.資訊融入教學。</p> <p>2.創作與發表。</p> <p>3.kagan 結構式合作學習。</p>
教學資源	簡報、影片、創作單。
英語學習 content vo- cabulary/ sentence pat- tern	<p>★學科英語詞彙和句型</p> <p>theater</p> <p>voice acting</p> <p>animation dubbing</p> <p>live action dubbing</p> <p>puppet show</p> <p>I like to at/in/on/under</p> <p>mime</p> <p>Chaplin</p> <p>Marceau</p> <p>Where was he born?</p> <p>When was he born?</p> <p>improvisation</p> <p>sentence chain</p> <p>word chain</p> <p>★課室英語</p> <p>Work as a pair.</p> <p>Work as a team.</p> <p>Be good audience.</p> <p>Face to your teammates.</p> <p>Thank you for your sharing.</p> <p>Please watch the video.</p> <p>What did you see/find/fell?</p>

活動一：戲劇閱讀 1 節	教具	評量
<p>一、暖身：5'</p> <p>1.坐式瑜珈。</p> <ul style="list-style-type: none"> • Please sit on the chair. • Put your right leg on your left leg. • Hands up. • Down. • Turn to right side. • Turn to left side. • Hand up. • Deep breath. 	音樂	專注肢體動作

<p>一、暖身：5’</p> <p>1.坐式瑜珈。</p> <ul style="list-style-type: none"> • Please sit on the chair. • Put your right leg on your left leg. • Hands up. • Down. • Turn to right side. • Turn to left side. • Hand up. • Deep breath. <p>2.音樂饗宴。</p> <ul style="list-style-type: none"> • Listen to the music. • Play or sing together. • You can beat the beats together. 	音樂	專注肢體動作
<p>二、主題學習：70’</p> <p>1.探究配音內涵與特色。</p> <ul style="list-style-type: none"> • Today we are going to learn Voice Acting. • What is Voice Acting? • Use the voices as the actors. • Let’s watch the film of Voice Acting. • https://www.youtube.com/watch?v=4DxiYY6EhKM&t=589s voice actor / voice dubbing • What kinds of voice acting do you know? • There are Animation Dubbing and Live Action Dubbing. • What does a voice actor have to do? • He/she has to imitate and practice many times. • Let’s watch the show of voice actors. • https://www.youtube.com/watch?v=5hFT8J0C4xM&t=17s 蠟筆小新與媽媽對話表演 • https://www.youtube.com/watch?v=RyAy-mH4xqc&t=513s BTS/lion king animation dubbing • Please try the dialogue with your partner. • Card game, please. • One picks the card and read, the others play the emotion. • Take turns, please. 	影片桌遊卡	聆賞分享合作表演
<p>2.魔法滿屋配音體驗。</p> <ul style="list-style-type: none"> • Let’s learn to be the voice actors. • There is a movie trailer. • Let’s watch the video. • https://www.youtube.com/watch?v=1peK2WtURaM 魔法滿屋預告片 • What did you find in the trailer? • Actors, 動畫、action, sound effects • 接下來我們要閱讀劇本(附件一)，小組合作表演。 • 一到兩位同學擔任配音員，其他同學擔任演員或道具。 • Work as a team. • Do your best. 	影片雙語劇本	賞析展演合作

<ul style="list-style-type: none"> • Please show on the stage. • Be good audience. • How do you feel in the task? • 緊張、很難模仿那種聲音、道具很難演 <p>3. 侏儸紀3與阿拉丁真人預告片配音體驗。</p> <ul style="list-style-type: none"> • Now there are two trailers for us to learn. • Let's watch the video. • https://www.youtube.com/watch?v=74iouchUMHk&t=13s 侏儸紀統霸世界預告 • https://www.youtube.com/watch?v=1Cj4z4PiUCc 阿拉丁真人版預告 • What did you find in the trailers? • 真人演出/動作/聲音/旁白。 • 這一次你們有兩種劇本(附件二、三)讓你們選擇。請記得替換配音員。 • Some persons are voice actors, some are actors and props. • Learn together and do your best. • Show time, please. • Remember to be good audience. <p>三、總結活動：5'</p> <p>1. 學習歸納。</p> <ul style="list-style-type: none"> • What did you learn about voice acting? • 動畫配音、真人配音、actors、侏儸紀。 • Do you like to be voice actor? Why? • Share your feeling to your partner. <p>2. 學習表現檢核。</p> <ul style="list-style-type: none"> • Did you learn with your partners? • Did you do your best? • Did you show confidence? 	<p>影片 劇本</p>	<p>自我 檢核</p>
<p>活動三：玩偶秀 1 節</p>	<p>教具</p>	<p>評量</p>
<p>一、暖身：5'</p> <p>1. 坐式瑜珈。</p> <ul style="list-style-type: none"> • Please sit on the chair. • Put your right leg on your left leg. • Hands up. • Down. • Turn to right side. • Turn to left side. • Hand up. • Deep breath. <p>2. 音樂饗宴。</p> <ul style="list-style-type: none"> • Listen to the music. • Play or sing together. • You can beat the beats together. <p>二、主題學習：30'</p> <p>1. 探討玩偶秀內涵。</p>	<p>音樂</p>	<p>專注 肢體 動作</p> <p>打拍 子</p> <p>簡報</p>

<ul style="list-style-type: none"> • Today's topic is Puppet Show. • What is Puppet Show? • Use puppets to perform or to show. • What types of puppet show are there? • It depends on the materials or the performing methods. • What kinds of puppet show do you know? • Finger puppet, sock puppet and glove puppet. • Let's learn a short history of Puppet show. • https://www.youtube.com/watch?v=88b1in6pJfU 偶劇小歷史 • What did you find in the video • Let's watch the water puppet show in Vietnam. • https://www.youtube.com/watch?v=DwxylOqL2ZU water puppet show • What did you learn here? • Vietnam, 11世紀. 在水裡表演 • Let's watch a special puppet show, 美國小女孩的腹語達人秀。 • https://www.youtube.com/watch?v=DIV1AC7diRk 美國達人秀腹語小女孩 • What did you find in the movie? • 看起來沒有打開嘴巴，聲音變化很清楚。 • 網路上有人教導如何練習腹語，用肚子的聲音講話，大家可以練練。 	<p>影片</p>	<p>聆賞 分享</p> <p>聆賞 回應 討論</p>
<p>2. 體驗玩偶秀。</p> <ul style="list-style-type: none"> • Now we are going to learn puppet show. • What did you see? • 好多玩偶 • Please choose one doll. • Dialogue with your partner. • 接下來除了講話，還要加上景點創造。每個人選擇老師提供的地點來表演(附件四)。例如： • I am Kitty. I like to sing on the cliff. • 這時候全組同學要組成懸崖，主講者的玩偶就要站在懸崖上唱歌。 • Work as a team. • Practice together. • It's show time. • Please show on the stage. • Be good audience. 	<p>玩偶 地點 圖</p>	<p>展演 合作</p>
<p>三、總結活動：5'</p> <p>1. 學習歸納。</p> <ul style="list-style-type: none"> • What did you learn today? • Do you like to learn to play the puppet show? Why? • Share your feeling to your partner. <p>2. 學習表現檢核。</p>		<p>自我 檢核</p>

<ul style="list-style-type: none"> • Did you learn with your partners? • Did you do your best? • Did you show confidence? 		
<p>活動四：默劇 2 節</p>	<p>教具</p>	<p>評量</p>
<p>一、暖身：5’</p> <p>1.坐式瑜珈。</p> <ul style="list-style-type: none"> • Please sit on the chair. • Put your right leg on your left leg. • Hands up. • Down. • Turn to right side. • Turn to left side. • Hand up. • Deep breath. <p>2.音樂饗宴。</p> <ul style="list-style-type: none"> • Listen to the music. • Play or sing together. • You can beat the beats together. <p>二、主題學習：70’</p> <p>1.探討默劇內涵。</p> <ul style="list-style-type: none"> • Today we are going to learn Mine Theater. • What is Mime? • Perform without speaking, just use gestures, expression and movements in the performance. • Where is Mime started? • It is started in Ancient Greece. • There are two greatest mime performers, Charlie Chaplin and Marcel Marceau. • Let’s watch and learn with them. • https://www.youtube.com/watch?v=d28iAw-RtY chaplin introduction for kids • https://www.youtube.com/watch?v=XEsfpRrfXf4 Le Mime Marceau • What did you see in these videos? • 卓別林/馬歇馬叟/默劇電影/路上表演 • Great. • Which film do you like best? Why? • Talk to your partner. <p>2.體驗默劇與展演。</p> <ul style="list-style-type: none"> • Now we are going to play mime for kids. • Let’s watch the video. • https://www.youtube.com/watch?v=A48JDnW5X9g Fun Mime Lessons for kids : Games • What did you see? • 有一個旁白在介紹她的動作。 	<p>音樂</p> <p>簡報影片</p> <p>影片任務單</p>	<p>專注肢體動作</p> <p>演唱演奏</p> <p>聆賞分享</p> <p>賞析分享合作默劇表演</p>

<ul style="list-style-type: none"> • 等一下我們的默劇表演，也可以有旁白幫我們介紹。當然也可以直接表演讓大家猜猜看。 • 老師有提供一個地點圖給大家表演默劇參考(附件五)。 • Work as a team, please. • Show time. • Please perform on the stage. • Be good audience. • Guess what they are performing. <p>3.道具變變變：</p> <ul style="list-style-type: none"> • Now we are going to learn Not a Sick. • What is Not a Stick? Let's watch the video. • https://www.youtube.com/watch?v=jwqxd4SfNcw not a stick picture book • What did you see in the picture book? • A stick can be many things. • Yes. We are going to improve our imaginations. • Let's watch another video to learn how to do the activity. • https://www.youtube.com/watch?v=KIOdbM8Mg9o mime objects bath time • What did you find in the film? • 一個東西可以想像成別的東西。 • Well done. • Now it's our turn. • There are a broom and a dustpan in your group. • Change the broom as another object. • You have to say: It's not a broom, it's a guitar. • Next one can say: It's not a guitar, it's an umbrella. • Team work, please. • Do your best. • Show on the stage. • Be good audience. <p>三、總結活動：5'</p> <p>1.學習歸納。</p> <ul style="list-style-type: none"> • What did you learn in the topic? • Do you like to perform mime? Why? • Share your feeling to your partner. <p>2.學習表現檢核。</p> <ul style="list-style-type: none"> • Did you learn with your partners? • Did you do your best? • Did you show confidence? 	<p>影片 掃把 畚斗</p>	<p>賞析 回應 展演</p> <p>自我 檢核</p>
活動五：即興劇 3 節	教具	評量

<p>一、暖身：5’</p> <p>1.坐式瑜珈。</p> <ul style="list-style-type: none"> • Please sit on the chair. • Put your right leg on your left leg. • Hands up. • Down. • Turn to right side. • Turn to left side. • Hand up. • Deep breath. <p>2.音樂饗宴。</p> <ul style="list-style-type: none"> • Listen to the music. • Play or sing together. • You can beat the beats together. 	<p>音樂</p>	<p>專注肢體動作</p> <p>演唱演奏</p>
<p>二、主題學習：30’</p> <p>1.探討即興劇特色。</p> <ul style="list-style-type: none"> • What is today’s topic? • Improvisation. • What is the improvisational theater? • Improvisational theater is unplanned and unscripted. • There are two important improvisational actors, Viola Spolin and Keith Johnstone. • When was Viola Spolin born? (1906) • Where was Viola Spolin born?(U.S.) • When was Keith Johnstone born?(1933) • Where was Keith Johnstone born? (England, U.K.) • Lets’ learn how to do the improvisation. • There are many videos of improvisation made by “勇氣劇場”. • Let’s watch the first video. • https://www.youtube.com/watch?v=OHT3gB7Psd0 321即興短劇互動練習 • 換我們來練習321默契大考驗。 • Two people a pair. • Face to face. • 3,2,1 an object • 兩個人講相同的東西，就可以站起來，表示你們默契十足。 • Now please work as a team. Four people as a group. • Now we are going to tell a improvisational story. <p>2.即興劇場體驗創作。</p> <p>(1)單句接龍：</p> <ul style="list-style-type: none"> • Now we are going to play improvisation. • The first task is Sentence Chain. • 每個人講一句話，接龍成為一個故事。 • There is a big wolf,…… • He is hungry. 	<p>簡報影片</p>	<p>聆賞分享</p> <p>合作表演</p> <p>表演合作</p>

<ul style="list-style-type: none"> • Hands up. • Down. • Turn to right side. • Turn to left side. • Hand up. • Deep breath. <p>2. 音樂饗宴。</p> <ul style="list-style-type: none"> • Listen to the music. • Play or sing together. • You can beat the beats together. <p>二、主題學習：30'</p> <p>1. 探討電影類型。</p> <ul style="list-style-type: none"> • Today we are going to learn the types of movie. • Do you know what types there are of the movies? • Which kind of movies do you like? • Let's watch a movie to learn the topic. • https://www.youtube.com/watch?v=R2jdO_H5JbI types of film • Please write down what you see in the film. • There are many types of movies, such as animation, comedy, romantic film, adventure film and musical. • Which one do you like? • Please join to the online group, talk to your partners. • You can say, I like animations because animations are cute. • You can also say your opinion in Chinese. • Did you talk in the online group? • If you talked in the group, please press yes in the chat bar. • You did a great job. <p>2. 探索電影工作類型。</p> <ul style="list-style-type: none"> • Today we are going to learn Roles in a film. • Do you know what roles are there in a film? • Which role in a film do you like to be? • Let's share your opinion in a group. • Let's back to our main room. • Now we are going to watch a video about CGI in Disney Movies. • https://www.youtube.com/watch?v=DroTM9SqcWI&t=240s Disney Movie and CGI • What is CGI in a film? • It is the Computer-generated Imagery. • Are they cool? • You can surf the internet to learn more about Making a Movie. • Learn more by yourself. <p>3. 攝影體驗：</p> <ul style="list-style-type: none"> • Today we are going to learn photography at the exhibition. 	<p>影片 線上 會議 室</p> <p>影片 線上 會議 室</p>	<p>動作</p> <p>演唱 演奏</p> <p>聆賞 分享 分組 討論</p> <p>聆賞 分享 分組 討論</p>
---	---	--

<ul style="list-style-type: none"> • Where is the exhibition? • It is in the Hinoki Village. • How many areas are there in the exhibition? • There are six areas in it. • How to take a good picture in the exhibition? • Observe, take viewing windows, and take the structure. • You can take photos with the professional camera. • Try to do it. <p>三、總結活動：5’</p> <p>1.學習歸納。</p> <ul style="list-style-type: none"> • What did you learn in this topic? • Do you like this topic? Why? • Share your feeling to your partner. <p>2.學習表現檢核。</p> <ul style="list-style-type: none"> • Did you learn with your partners? • Did you do your best? • Did you show confidence? 	展場 專業 攝影 機	攝影 實作 自我 檢核
---	---------------------	--

四、學習評量

評分項目	3-4分	2分	1分	0分
戲劇閱讀	1.認真閱讀。 2.認真書寫。 3.展現創意。 4.分享筆記。	只有達成2項	只有達成1項	完全未做到
Voice Acting	1.認真聆賞與回應。 2.合作參與配音表演。 3.專注欣賞別人表演。 4.分享配音心得。	只有達成2項	只有達成1項	完全未做到
Puppet Show	1.認真聆賞與回應。 2.合作參與玩偶秀表演。 3.專注欣賞別人表演。	只有達成2項	只有達成1項	完全未做到
默劇	1.認真聆賞與回應。 2.合作參與默劇表演。 3.專注欣賞別人表演。 4.展現想像力與創造力。	只有達成2項	只有達成1項	完全未做到
即興劇	1.認真聆賞與回應。 2.合作參與即興劇表演。 3.專注欣賞別人表演。 4.展現流暢力與變通力。	只有達成2項	只有達成1項	完全未做到





評分項目	3-4分	2分	1分	0分
電影	1.認真聆賞與回應。 2.主動分享電影學習想法。 3.專注聆聽別人發言。	只有達成2項	只有達成1項	完全未做到

五、教學省思：

活動名稱	教學省思
戲劇閱讀	1. Some students can find the main point in the drama article, so they finish the task quickly. 2. Students like to share their ideas to the partners. 3. The videos are a little difficult for kids.
voice acting	1. Students like to watch 蠟筆小新， because the scripts are funny, because the scripts are funny, and the voice actors performed very well. 2. Some students play Fan and Pick well, some don't know how to do it. We have to demonstrate clearly for the learning. 3. The script of Ecanto Trailer is easy for the students, next time we have to make the script a little challenging. 4. This is the second class for students to learn Voice Acting, they do better than last week. 5. Students are attracted to these films. The BTS members do the animation dubbing, and the trailers of Aladin and Jurassic World Dominion. 6. The scripts are made before the class, the students can practice the reading many times. 7. Some students do not try to be the voice actors. We would try another lesson plan for students to learn again.
puppet show	1. The first time students have to do Body Props in the activity, then we change the work because students are hardly to perform when they have puppets in their hands. 2. The students are a little shy to speak alien languages. It's so sad. 3. There are ten positions for students to choose. Some students can create whatever they want to do, some students can't imagine freely.
默劇	1. It is an easy task for students to do. Some students can mime as mime performers. 2. Students like to learn with the greatest mime performers. They pay attentions in watching the videos and cannot stop. Great artists are great teachers. 3. The Bath Time video is attractive and cute. The students can imitate their actions. 4. It is an easy work for students to do. Some students say that is easy and fun. 5. Boys like to make their brooms and dustpans as weapons. It's so special.
即興劇	1. Students like to do the task. It is a lot of fun in Story Chain. 2. There is a big wolf. He is hungry. He eats Teacher. And he is happy. 800英尺, 500英尺, 降落, 降落, 100英尺, 九天玄女。 3. The students tell the stories like this. It came from a very popular video on the internet. 4. Students like to write special sentences on the paper. Some students write more than 5 sentences. 5. Students draw the sentences randomly and speak them. The activity makes the students fell happily. But they laugh so hard that they cannot read the whole sentences well.

活動名稱	教學省思
	<p>6. Due to the epidemic situation, we learn on the internet, and the effect of the activity is not so good.</p> <p>7. This was the second week of online classes, some students didn't turn on their screen. I had to remind and courage them to turn on the screen.</p> <p>8. One word chain was a cute task, we practiced two times, the first one was chained in Chinese, the second one was English.</p> <p>9. It couldn't be smoothly because we took one word chain online.</p>
電影	<p>1. Team talking is a cute way for the students. Some students like to share their opinion, but some students are to shy to speak.</p> <p>2. It is not easy for the students to write the nine types of the movies when they watch the film. Next time we can play the film twice for students to complete their records.</p> <p>3. The students like to watch the video of CGI, they think the CGI is very cool.</p> <p>4. Some students share their ideas of Roles of Movies smoothly, but some students feel no ideas to share. Maybe we can make students share their ideas in the chat bar first, then make the students go to the group classroom to say why they want to be the roles.</p> <p>5. Last year the students practiced photography with tablets, but some students used the tablets as toys and they couldn't concentrate on their studies.</p> <p>6. This year we learn with the professional photographer, the students like to take photos with the professional camera. And they can concentrate in the activity.</p>

六、教學剪影：

	
<p style="text-align: center;">reading drama</p>	<p style="text-align: center;">theater writing</p>
	
<p style="text-align: center;">theater</p>	<p style="text-align: center;">drama</p>



voice acting



蠟筆小新配音



voice acting card game



voice acting together



teaching observing



learn together



show together



dinosaur voice acting



puppet show



learn together



show together



show time



mime



position



mime show



show on the stage



not a stick



team work



show time



show time



improvisation




勇氣劇場



teamwork



show time



紙條亂入



pick a piece of paper



what happened



好想知道同學的紙條內容



勇氣劇場單字接龍



word chain



types of a film



teamwork online



teamwork online



CGI



攝影體驗



攝影體驗

附件一

Voice Acting

魔法滿屋預告片字幕中英對照

1	Many years ago, this candle blessed our family with a miracle. Our house, our Casita, came to life with magic.	很久以前，這支蠟燭給了我們家族一個魔法。 我們的房子，我們的家，有了魔法。
2	In time, every member of our family, was given their own magical gift. Why am I the only one that didn't get a gift?	時間到了，我們家族的成員就會獲得魔法。 為何我是家族中唯一沒有獲得魔法的人？
3	What's going on? Uh huh. Uh huh. I understand you.	發生甚麼事情？ 嗯嗯。我懂。
4	The magic is in danger. We have got to get out of here.	魔法危險了。 我們得趕快出去。
5	This is my chance. I will save the magic. Wait, how do I save the magic?	這是我的機會。我要保護魔法。 等等我要怎麼保護魔法呢？
6	Let me help you. The rats told me everything. Nope, he flew away immediately. Quitter.	讓我來幫你。老鼠們告訴我所所有的事情了。 不，它飛走了。懶惰鬼。

附件二

Jurassic world dominion 侏羅紀統霸世界預告中英對照

1	<p>I want you to show that something that wasn't an illusion.</p> <p>Something that was real.</p> <p>Something that they could see and touch.</p> <p>Creation is an act of sheer will.</p> <p>Life, will find a way.</p>	<p>我想告訴你，這不是虛構的</p> <p>這是真實的</p> <p>可以看到也可以摸到</p> <p>創造是純粹的意志</p> <p>生命會找到方向</p>
2	<p>We can't keep her here forever.</p> <p>If they find her, we are never going to see her again.</p> <p>We got to protect her.</p> <p>That's our job.</p>	<p>我們無法再保護她了</p> <p>如果她被發現，我們就再也看不到她</p> <p>我們要保護她</p> <p>那是我們的工作</p>
3	<p>Humans and dinosaurs can't coexist.</p> <p>We created an ecological disaster.</p> <p>We are racing toward the extinction of our species.</p> <p>(sing / chant together)</p> <p>Dinosaur, Dinosaur, what do you do</p> <p>I step my steps</p> <p>Bigger and Bigger</p> <p>Human, Human, what do you do</p> <p>I make the disaster</p> <p>Bigger and Bigger</p>	<p>人類與恐龍無法共存</p> <p>我們製造了生態浩劫</p> <p>我們的種族面臨存亡危機</p> <p>恐龍，你在做甚麼</p> <p>踏步</p> <p>越來越大步</p> <p>人類，你在做甚麼</p> <p>製造災害</p> <p>越來越恐怖</p>

附件三

Aladdin Trailer 阿拉丁預告片中英對照台詞

1	<p>You stumbled upon an opportunity. I can make you rich. Rich enough to impress a princess. What would I have to do? There's a cave of wonders. Bring me the lamp.</p>	<p>你要把握這個機會。 我可以讓你變成有錢人。 有錢到可以跟公主結婚。 我要做甚麼？ 有一個神奇的洞穴。 拿那個神燈給我。</p>
2	<p>Can you make me a prince? There is a lot of gray area in make me a prince. I can just make you a prince. You look like a prince on the outside, but I didn't change anything on the inside.</p>	<p>可以把我變成王子嗎？ 這句話有很多可能 我可以把你變成王子 你的外在看起來是王子 但你的內在不會變</p>
3	<p>I thought a princess could go anywhere. Not this princess. Do you trust me? (Sing/ chant together) A whole new world A new fantastic point of view No one to tell us, "No" Or where to go Or say we're only dreaming</p>	<p>我以為公主很自由。 我不是。 相信我嗎？ 全新的世界 奇幻的視野 再也沒有人阻止 再也沒有人阻擋 再也沒有人取笑</p>

附件四 puppet show

on the moon



on the sofa



in the sky



under the sea



on the roof



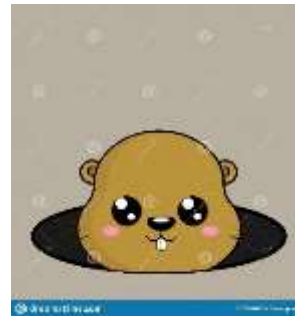
in the house



on a branch



in a hole



on the cliff edge



inside a whale's stomach



附件五：Mime Together

輪流擔任旁白配音員，其他組員表演默劇。可以用這些參考情境，也可以自己設計。

