

# 國立嘉義大學附設實驗國民小學 110-1 雙語教案

科目：藝術與人文/音樂

單元名稱：聽音樂說故事

教學對象：國小六年級

## 一、課程架構

單元名稱	主要學習目標	主要學習活動	學科英語單字/句型	教學節數
博物館藝術采風	1.探索博物館之美。 2.運用藏字詩、頑固伴奏等創作詠讚博物館。 3.親近與關懷博物館之美	1.博物館音樂聯想 2.博物館藏字詩 3.博物館頑固伴奏 4.博物館音樂桌遊	museum, music imagination, acrostic poem, introduce, ostinato, motif, rhythm, repeat, table game, picture, words, melody, We choose ... song for this museum because .... We are going to introduce ....	音樂 4
國際藝術采風	1.探索不同國家國歌與藝術特色。 2.小組合作設計裝扮彩繪走秀與音樂舞蹈展演。 3.尊重與理解不同文化之美。	1.全球國歌賞析 2.分組探索各國音樂特色及展演賞析 跨科： 1.裝扮與彩繪 2.走秀與定格 跨領域： 1.英語口說 2.各國雙語海報創作	National anthem, Asia, Europe, Africa, South America, Oceania, cat walk, introduce the country, dress up, body painting, walk and stop, high position, low position, middle position, poster, We are from India. It is in Asia. There are yummy curry here. Welcome to India.	音樂 6 表演 3 觀摩 3
音樂故事采風	1.發現彼得與狼用音樂說故事的特色。 2.小組合作創作音樂說故事。 3.體認音樂的藝術價值。	1.認識彼得與狼音樂故事與樂器 2.演唱與演奏彼得與狼主題旋律 3.比較不同的彼得與狼詮釋展演 4.合作創作童話音樂故事與展演	Peter and the wolf, Prokofiev, Ukraine, east Europe, orchestra, musical instruments, strings, flute, oboe, clarinet, bassoon, French horn, timpani, melody. What is the musical instrument? The strings are played as Peter. Who was the composer ?	音樂 5
多元音樂采風	1.探究音樂的符號。 2.探索客家音樂家故事。 3.體驗指揮奧秘。 4.分類比較傳統戲曲。 5.大手報佳音。	1.聽音寫譜與樂譜尋寶。 2.客家音樂家搜尋與介紹。 3. 24、34、44 拍指揮學習。 4.六種傳統戲曲配對維恩圖比較。 5.為一年級學弟妹報佳音。	Listen and write, notation, note, rest, time signature, key signature, Hakka musician, music work, conducting, conductor, traditional theaters, Venn diagram, puppet show, marionette, Chinese opera, Taiwanese opera, black show, light show, carols, X'mas song.	音樂 8

## 二、單元架構

活動名稱	學習目標	學習內容	學科英語	教學資源	教學節數
彼得與狼樂器拼盤	1.認識彼得與狼音樂故事 2.探索彼得與狼樂器	1.彼得與狼故事與作者 2.西洋樂器名稱與聲音	Composer, Prokofiev, strings flute ,oboe clarinet,bassoon French horn Timpani	Peter and the Wolf 影片 mp3	1
彼得與狼旋律拼盤	1.熟悉彼得與狼主題音樂 2.演奏或演唱彼得與狼主題音樂	1.獨奏與合奏 2.音樂群體活動	Score,melody Recorder,sharp Flat	樂譜 直笛 小樂器	1
彼得與狼影片拼盤	1.聆賞動畫版與芭蕾舞版彼得與狼 2.分析不同的藝術展現美感	1.圖像與身體動覺賞析 2.體認藝術表達的美感	Video,Disney Animation,ballet card game	動畫影片 芭蕾舞影片 桌遊卡片	1
音樂童話故事拼盤	1.合作創作音樂童話故事 2.探索分享不同的樂器與聲音 3.單元學習總結	1.樂器分類與展演 2.童話故事素材與聲音效果整合呈現 3.kahoot 測驗與學習心得分享	Musical fairy tales, Chinese musical instruments, Strings woodwind brass percussion	童話故事劇本 各種樂器	2

## 三、教學設計

單元名稱	聽音樂說故事	教學設計者	陳佳萍
學習對象	六年級	學習節次	5
核心素養	<p>藝-E-A2 認識設計思考，理解藝術實踐的意義。</p> <p>藝-E-B3 善用多元感官，察覺感知藝術與生活的關聯，以豐富美感經驗。</p> <p>藝-E-C2 透過藝術實踐，學習理解他人感受與團隊合作的能力。</p>		
學習內容	<p>音 E-III-2 樂器的分類、基礎演奏技巧，以及獨奏、齊奏與合奏等演奏形式。</p> <p>表 E-III-3 素材、圖像和聲音效果等整合呈現。</p> <p>音 P-III-2 音樂與群體活動。</p>		
學習表現	<p>1-III-7 能構思表演的創作主題與內容。</p> <p>2-III-4 能探索樂曲創作背景與生活的關聯，並表達自我觀點，以體認音樂的藝術價值。</p> <p>3-III-4 能與他人合作規劃藝術創作或展演，並扼要說明其中的美感。</p>		
學習目標	<p>1.發現用音樂說故事的方法。</p> <p>2.探索體驗不同樂器及聲音。</p> <p>3.合作演唱演奏與創作音樂童話故事。</p>		
教學方法	1.資訊融入教學。		

	2.Kagan 結構式合作學習。 3.體驗式學習。
教學資源	簡報、影片、創作單、樂器、桌遊卡、平板、紀錄單。 <a href="https://www.youtube.com/watch?v=mpT2b3R64gQ">https://www.youtube.com/watch?v=mpT2b3R64gQ</a> 彼得與狼教學影片
英語學習 content vocabulary/ sentence pattern	<p>★學科英語詞彙和句型</p> <p>Have you ever .....</p> <p>What did you ....</p> <p>Did you .....</p> <p>Musical instruments (strings, flute, oboe, clarinet. French horn, bassoon, timpani)</p> <p>Sing/Play the melodies.</p> <p>Look at the music score.</p> <p>★課室英語</p> <p>Work as a pair.</p> <p>Work as a team.</p> <p>Be a good audience.</p> <p>Face to your teammates.</p> <p>Thank you for your sharing.</p> <p>Please present on the stage.</p>

活動一：彼得與狼樂器拼盤 1 節		教具	評量
<p>一、引起動機：5’</p> <p>TS: Greeting。</p> <p>T: Today we are going to learn “Peter and the Wolf”. Have you ever heard the story?</p> <p>Ss: Yes/ NO。</p> <p>T: Can you share the story to us?</p> <p>S:簡單口述故事(有一個小男孩跟他的動物朋友們運用方法捕捉森林裡的大野狼，還把大野狼送到動物園)。</p> <p>T: Well done.這個故事很簡單，烏克蘭音樂家普羅高菲夫特別運用不同的樂器來代表每個角色，創作了聽音樂說故事的作品，讓小朋友可以透過故事認識西洋樂器。我們也來跟著普羅高菲夫一起認識西洋樂器以及音樂。</p>	PPT	聆聽 發表	
<p>二、發展活動：30’</p> <p>(一)Listen and write:</p> <p>T: There are a bassoon, a flute, a clarinet, an oboe, a bass drum, a timpani, French horns and string instruments in “Peter and the Wolf”. Please listen to the music. 猜猜看這些樂器的聲音，把聽到的樂器寫出來。試試看喔。</p> <p>Ss:聆聽音樂，寫出聽到的樂器名稱。</p> <p>T: Let’s check the answer.</p> <p>Ss:檢查自己的筆記。</p> <p>T: Did you do your best? Very good.</p> <p>(二)Wordwall:</p>	MP3 MP4 PPT	筆記 聆賞	

<p>T: Let's review these musical instruments. Follow me, please. "Bassoon, Flute, Clarinet, Oboe, Bass drum, Timpani, French horn, string instruments." Ss: 觀看 PPT 朗讀樂器名稱。 T: You did great jobs. Now we are going to play "Wordwall". It is a game for you to remember these musical instruments. 兩個人一個平板，請到老師的教學網頁點選 Wordwall，就可以開始進行樂器配對練習了。Have a nice learning time. Ss: 兩人配對合作，進行樂器配對練習。 T: Time is up. Please put the pad here. Let's check how you did. Did you learn hard? Did you take turn with your partner? Did you remember these musical instruments? What did you learn in this game? Ss: 自我評分，自由發表學習心得。</p> <p>三、總結活動：5'</p> <p>T: Thanks for your sharing. Now let's review these musical instruments and match the instruments to the roles together. Ss: 一起辨認樂器與故事角色。 T: Let's read these musical instruments to your partner. Ss: Read together. T: Good job. See you next time.</p>	<p>平板 簡報</p>	<p>配對合作</p> <p>聆聽 回應 配對合作</p>
<p>活動二：彼得與狼旋律拼盤 1 節</p>	<p>教具</p>	<p>評量</p>
<p>一、引起動機：5'</p> <p>TSs: Greeting. T: Last week we learned some musical instruments in "Peter and the Wolf". Did you remember what they are? Ss: "Bassoon, Flute, Clarinet, Oboe, Bass drum, Timpani, French horn, string instruments." T: Good job. Let's listen the music again. What are the musical instruments and the roles of the story? Ss: Listen the music and answer the questions.</p> <p>二、發展活動：30'</p> <p>(一) Singing: T: Now we are going to sing the melodies in "Peter and the Wolf". Look at the music score. Sing together please. (改寫樂譜並加上數字譜，方便學生學習)。 Ss: Sing together. (附件一) T: Thanks a lot. Now you are going to sing with your partner. 請帶著樂譜站起來，隨機配對演唱樂譜，記得認真練習、換同伴、還要跟同伴鼓勵與讚美喔。 Ss: 教師播放彼得的旋律，學生自由走動，音樂停止後，學生隨機配對跟同學演唱彼得旋律。演唱結束給與同學讚美或感謝。七個旋律隨機配對練習，引導學生變換不同的讚美：Thank you very</p>	<p>PPT</p> <p>樂譜</p>	<p>聆聽與 回應</p> <p>演唱 演奏 合作</p>

<p>much. Well done. You did a great job. Great stuff. Give me five. That's quite right.</p> <p>T: Please go back to your seat. Let's check your learning. Did you sing with your partners? Did you change your partners? Did you cheer up your partners? What did you learn in this activity?</p> <p>Ss: 自我評鑑，自由發表學習心得。</p> <p>(二)Playing:</p> <p>T: Thanks for your sharing. Now let's play these melodies. Please pick up your recorder. Let's try to play them slowly. 如果覺得很難，可以練習拍打節奏。</p> <p>Ss: Play the recorder of beat the rhythm together.</p> <p>T: Now it's a teamwork. 請自由選擇夥伴，演唱、演奏或拍打節奏都可以，一起合奏兩個旋律，等一下要上台表演。</p> <p>Ss: Play or sing together.</p> <p>T: Now please sit on the chair. Listen and watch the showing. Be a good audience.</p> <p>Ss: We are going to play "Peter" and "Duck". 學生介紹完表演的旋律之後開始演奏，各組輪流上台表演。</p> <p>三、總結活動：5'</p> <p>T: Which group do you like best? Why?</p> <p>Ss: 自由回答，鼓勵與讚美。</p> <p>T: 透過這個活動，對於彼得與狼的音樂是否更熟悉了?</p> <p>Ss: Yes.</p> <p>T: 下一次上課我們會欣賞彼得與狼的音樂故事，小朋友可以先上網找找看，有哪些形式的彼得與狼表演。</p>	直笛 小樂器	
活動三：彼得與狼影片拼盤 1 節	教具	評量
<p>一、引起動機：5'</p> <p>TSs: Greeting.</p> <p>T: Please review the melodies of Peter and the Wolf. You can sing or play the melodies.</p> <p>Ss: Sing or play together.</p> <p>二、發展活動：30'</p> <p>(一)彼得與狼動畫、芭蕾、戲劇版賞析</p> <p>T: 普羅高菲夫將故事的角色配上樂器，讓小朋友一邊聽故事，一邊認識西洋樂器，非常有趣。因為這個作品很吸引人，所以改編成不同的表演形式。小朋友們有上網搜尋彼得與狼的影片嗎?看到哪些形式的表演呢?</p> <p>Ss: 樂團/動畫。</p> <p>T: Great. Now we are going to watch three videos of "Peter and the Wolf". They are performing in different ways. Please watch carefully. 等一下會讓大家分享這 3 個影片的觀看心得，請先觀賞第一個影片。</p> <p><a href="https://www.youtube.com/watch?v=O5FsqliX1KY&amp;t=330s">https://www.youtube.com/watch?v=O5FsqliX1KY&amp;t=330s</a></p>	樂譜          影片	演奏 演唱          聆賞 發表



Disney/ Peter and the Wolf

Ss: 觀看 Disney 動畫版本 5 分鐘。

T: This is the first video. It is Disney animation. What did you see and hear in the video?

Ss : 動畫。配合音樂出現人物。

T : Good. Now we are going to watch the second video. It is Ballet Peter and the Wolf. Please watch carefully.

Ss: 觀賞俄羅斯皇家芭蕾舞學校的彼得與狼演出 5 分鐘。

<https://www.youtube.com/watch?v=ypEIajNV1rk>



The Royal Ballet School/ Peter and the Wolf

T : Okay. What did you find in the film?

Ss : 動作很誇張、跳舞的動作很不同。

T : 我們比較少看到芭蕾舞的表演，他們有一些基本的舞步與動作，以後我們也會體驗。

T : Now we are going to watch the third video. It is Drama Peter and the Wolf. Let's take a look.

Ss : 觀賞戲劇版彼得與狼五分鐘。

<https://www.youtube.com/watch?v=GLD19W33H8E&t=242s> 戲劇版彼得與狼



T : What did you see in the film?

Ss : Children. Funny.

(二)Fan and Pick Peter and the Wolf

T : Now we are going to learn a CARD game. (Kagan 結構式合作學習，牌卡遊戲 fan-n-pick) Please look at the slides. Four people a group. Number 1 holds the cards in a fan. Number 2 picks a card. Read the question to Number 3. Number 3 answers the question. Number 4 helps or encourages Number 3. If you finish the first round, then you can switch the roles. (四人一組，第一位同學拿牌卡，第二位同學抽牌卡並把牌卡問題念給全組聽，第三位同學回答問題，第四位同學給予讚美或修正。然後交換角色，繼續牌卡遊戲)。Please go and get the cards. Four people a group and learn together.

Ss: 四人小組開始進行牌卡遊戲。牌卡題目：(1) Do you like Ballet Peter and the Wolf ? Why? (2) Do you like Disney Peter and the Wolf ? Why? (3) Do you like Drama Peter and the Wolf ? Why? (4)Which role do you like? Why? (5)Which musical instrument do you like? Why? (4)Do you like Symphonic Fairy Tells? Why? (卡片如附件二)

Ss: 四人小組進行 fan-n-pick，題目用英語朗讀，答案中英文都可

卡片

合作學習

<p>以。</p> <p>T: 30 seconds last. Hurry up.</p> <p>T : Please stand up. Read the six questions together. If you finish, please sit down.</p> <p>三、總結活動：5’</p> <p>T: Today we watched two videos of Peter and the Wolf. Which one do you like? Why? 請將你的想法想在卡片上。</p> <p>Ss: I like ..... because .....</p> <p>T: Please read your card to your teammates.</p> <p>Ss: 組內分享自己的想法。</p> <p>T: 藝術有很多的可能，小朋友可再到網路上找找看是否還有其他形式的彼得與狼。</p>	紀錄單	書寫
活動四：音樂童話故事拼盤 2 節	教具	評量
<p>一、引起動機：5’</p> <p>TSs: Greeting.</p> <p>T: Did you remember what we learned last week of “Peter and the Wolf”?</p> <p>Ss: Ballet、animation、card game。</p> <p>T: Well done. Did you remember the melodies in the story? Let’s play or sing together.</p> <p>Ss: Play/ Sing.</p> <p>二、發展活動：55’</p> <p>(一)童話音樂故事創作</p> <p>T: Today we are going to make music fairy tales. 每一組抽選一個童話故事，為故事的角色選擇主題音樂和演奏的樂器。You can play with other musical instruments, just like Chinese musical instruments, tambourines, maracas, and so on.</p> <p>T: 例如三隻小豬和大野狼，豬大哥用二胡演奏小星星曲調、豬二哥用曲笛演奏小蜜蜂、豬小弟用笙彈奏家的旋律。大野狼用手鼓敲打節奏。故事腳本可參考老師提供的英語腳本，小組也可以擴增故事。記得每個角色出現之前，要演奏相關的樂曲。</p> <p>T: Please work as a team. Five or six people in a group. Choose your partners and read the scripts. Then discuss together.</p> <p>Ss: 閱讀劇本、為每個角色設計主題音樂與主題樂器。小組彩排演練，教師組間協助與引導(附件三)。</p> <p>T: 我們來驗收各組目前的進度。How many roles are there in your story? What musical instruments are played as the roles? What melodies did you choose for the roles?</p> <p>Ss: Check and answer.</p> <p>T: 如果進度太慢的小組，要利用下課或晨光時間補齊，下一堂課我們要進行演出，請記得攜帶你們需要使用的樂器。</p> <p>(二)童話音樂故事展演</p> <p>TSs: Greeting.</p>	樂譜          音樂故事單	演奏演唱          合作創作討論 達成共識

<p>T: Did you remember what we did last week?  Ss: Musical fairy tales.  T: Yes. Let's check your record. Did you finish your musical fairy tales?  Ss: Yes/ Not yet.  T: Please take a rehearsal. Remember to work together. Everyone has to play or sing a melody for the story.  Ss: Play/ sing/ speak the fairy story.  T: Let's show your music fairy tale on the stage. Remember to be a good audience. Please write down the musical instruments.  Ss: 各組發表與賞析。</p> <p>三、總結活動：20'</p> <p>T: Thank you for your presentation. What did you learn in the unit? Please share your opinion to your partners.  Ss: 用音樂說故事、認識不同樂器。  T: 運用音樂說故事，讓每個角色都有不同樂器與音樂展現，會讓故事更有音樂感，也可以認識不同的樂器。  T: It's Kahoot time. Two people a pad. Please enter the game pin and your class numbers. There are 10 questions. Remember to listen first. Then press the answer.  What song is it?  What musical instrument is it?  What musical instruments are they?  What sentence is it?  Ss: Play Kahoot together.  T: Good job. Let's review the unit. What did we learn in Peter and the Wolf?  Ss- Musical fairy story, films, ballet, play the melodies, khoot  T- Excellent. Which one do you like? Why? Please write down your opinion and draw a picture. One sentence, one picture, please. For example, I like Peter's films because they are beautiful. I like Peter's melodies because they are easy. I like the musical story because I like to play musical instrument with my friends. I like play Peter's Kahoot because it is interesting. Do your best.  Ss- Writing and sharing.</p>	<p>樂器紀錄單</p> <p>平板分享單</p>	<p>發表欣賞</p> <p>後設認知自我評鑑</p>
--	---------------------------	-----------------------------

#### 四、學習評量

評分項目	3-4 分	2 分	1 分	0 分
彼得與狼樂器拼盤	1.認真筆記樂器名稱。 2.合作參與 Worldwall。 3.專心聆聽與口語回應。	只有達成 2 項	只有達成 1 項	完全未做 到
彼得與狼旋律拼盤	1.認真參與配對演唱。 2.隨機配對學習並給予夥伴鼓勵。 3.正確唱或演奏。	只有完成 2 項	只有完成 1 項	完全未做 到







	4.與同學合作上台演出並擔任好觀眾。			
彼得與狼影片拼盤	1.認真聆賞與回應。 2.認真參與桌遊卡學習。 3.筆記書寫完整。	只有完成 2項	只有完成 1 項	完全未做到
音樂童話故事拼盤	1.認真參與小組討論。 2.達成共識完成紀錄單。 3.順暢完成音樂故事展演。 4.認真完成單元檢測問卷回饋。	只有完成 2項	只有完成 1 項	完全未做到
彼得與狼學習回饋	認真且正確完成測驗。 與同學合作。 回饋單完整呈現學習想法。	只有完成 2項	只有完成 1 項	完全未做到

#### 五、教學省思：

活動名稱	教學省思
彼得與狼樂器拼盤	Students like to guess the musical instruments. That's a wonderful time. Students' works are so cute. They are my teachers.
彼得與狼旋律拼盤	Students like to play the percussion. They work hard and learn together. Students cannot control the rhythm well. We have to practice more times.
彼得與狼影片拼盤	Students do well in the card game, most of them speak in English. That's good. It takes long time to watch three films. Next time we have to choose less 3 minutes per film. The students find that the actors freeze as P-E-T-E-R in Ballet Peter and the Wolf, that's amazing.
音樂童話故事拼盤	Teacher demonstrates Snow Queen in two languages and plays with three musical instruments. The students know how to do the musical fairy tells. And they perform well. The scripts are conversational, they are not so suitable for students to make the musical fairy tells. Students like to play Kahoot, they can listen carefully then press the answers. In Kahoot, the students do well in English listening. We have to practice more times of musical instruments' learning. One sentence and one picture for the students to review the learning is suitable for the students.

六、教學剪影：

	
<p>閱讀簡報</p>	<p>樂器朗讀</p>
	
<p>樂器筆記</p>	<p>樂器筆記</p>
	
<p>合奏練習</p>	<p>協同指導</p>
	
<p>節奏合奏</p>	<p>旋律合奏</p>




賞析影片



卡片互動



問題共學



影片回饋




音樂故事樂器合奏



音樂故事合奏表演



彼得與狼學習測驗



學習心得分享

附件一：彼得與狼角色主旋律

1. Peter/ Strings

原來的樂譜

Original musical score for Peter/Strings. The score is in C major, 3/4 time, and marked *Andantino* (♩ = 92). It begins with a piano (*p*) dynamic and ends with a mezzo-forte (*mf*) dynamic. The melody consists of eighth and quarter notes with accents.

改編的樂譜

Adapted musical score for Peter - Strings. The score is in G major, 4/4 time, and marked *Prokofiev*. The melody is a simplified version of the original, consisting of quarter and eighth notes.

2. Bird/ Flute

原來的樂譜

Original musical score for Bird/Flute. The score is in C major, 3/4 time, and marked *Allegro* (♩ = 176). It begins with a mezzo-forte (*mf*) dynamic. The melody is a rapid eighth-note pattern with accents.

改編的樂譜

Adapted musical score for Bird-Flute. The score is in G major, 4/4 time, and marked *Prokofiev*. The melody is a simplified version of the original, consisting of quarter and eighth notes.

### 3. Duck/ Oboe

原來的樂譜

Musical score for Oboe, titled "Duck". The tempo is marked "L'istesso tempo" with a quarter note equal to 92 beats per minute. The key signature has three flats (B-flat, E-flat, A-flat) and the time signature is 3/4. The music begins with a dynamic marking of *mf* (mezzo-forte). The score consists of a single line of music with several measures of eighth and sixteenth notes.

改編的樂譜

Adapted musical score for Oboe, titled "Duck-Oboe". The score is enclosed in a dotted-line box. The title "Duck-Oboe" is centered at the top, and the composer's name "Prokofiev" is at the bottom right. The music is written on a single staff in 3/4 time, starting with a treble clef and a key signature of three flats. The melody is a simple sequence of notes.

### 4. Cat/ Clarinet

原來的樂譜

Musical score for Clarinet, titled "Cat". The tempo is marked "Moderato". The key signature has one sharp (F#) and the time signature is common time (C). The music begins with a dynamic marking of *p* (piano). The score consists of a single line of music with several measures of eighth and sixteenth notes.

改編的樂譜

Adapted musical score for Clarinet, titled "Cat-Clarinet". The score is enclosed in a dotted-line box. The title "Cat-Clarinet" is centered at the top, and the composer's name "Prokofiev" is at the bottom right. The music is written on a single staff in common time, starting with a treble clef and a key signature of one sharp. The melody is a simple sequence of notes.

## 5. Grandfather/ Bassoon

原來的樂譜

Original musical score for Grandfather/Bassoon. The tempo is **Poco più andante** (♩ = 92). The score is in bass clef with a key signature of one sharp (F#) and a common time signature (C). It begins with a dynamic marking of **f** and includes the instruction **pesante**. The melody features several triplet markings (3).

改編的樂譜

Adapted musical score for Grandfather-Bassoon. The title is **Grandfather-Bassoon** by Prokofiev. The score is in treble clef with a key signature of one sharp (F#) and a common time signature (C). It begins with a dynamic marking of **f**.

## 6. Wolf/ French horns

原來的樂譜

Original musical score for Wolf/French horns. The tempo is **Andante molto** (♩ = 66). The score is in bass clef with a key signature of two flats (Bb, Eb) and a common time signature (C). It begins with a dynamic marking of **mp**.

改編的樂譜

Adapted musical score for Wolf-French horns. The title is **Wolf-French horns** by Prokofiev. The score is in treble clef with a key signature of two flats (Bb, Eb) and a common time signature (C).

附件二：fan-n-pick 卡片

 <p>Do you like Ballet Peter and the Wolf ? Why? 喜歡芭蕾舞彼得與狼嗎? 為什麼?</p>	 <p>Do you like Dram Peter and the Wolf ? Why? 喜歡戲劇版彼得與狼嗎? 為什麼?</p>
 <p>Do you like Disney Peter and the Wolf ? Why? 喜歡迪士尼版彼得與狼嗎? 為什麼?</p>	 <p>Which role do you like ? Why? 喜歡哪一個角色呢? 為什麼?</p>
 <p>Which musical instrument do you like ? Why? 喜歡哪一個樂器呢? 為什麼?</p>	 <p>Do you like Symphonic Fairy Tells ? Why? 喜歡用音樂說故事嗎? 為什麼?</p>

附件三：童話故事小劇本

(一)三隻小狼和大壞豬

故事簡介：三隻小狼住在森林裡，大壞豬把他們的房子踩壞了。後來他們用花來蓋房子，大壞豬覺得很漂亮，他很小心跟小狼一起玩，這一間房子終於安全的保存下來囉。

Wolf 1	I am a cute wolf. I like to live in a straw house.
Wolf 2	I am a smart wolf. I like to live in a wooden house.
Wolf 3	I am a funny wolf. I like to live in a brick house.
Pig	I am a strong pig. I like to play with Wolves.
旁白	但是大壞豬不小心踩壞了小豬們的房子。
Wolf 1	Oh, no. My house is broken.
Wolf 2	Oh, no. My house is broken.
Wolf 3	Oh, no. My house is broken.
Pig	I did not do it on purpose. I am so sorry.
Wolves	What can we do? Let's make a flower house.
Pig	
Wolf 1	Please walk slowly.
Wolf 2	Please watch out.
Wolf 3	Please be carefully.
Pig	No problem. I will be careful.
all	Friends. Friends. We are good friends. We play together.

請幫每個角色選擇一個樂器和一段代表音樂。

Role 角色	Musical instrument 樂器	Song 樂曲
Wolf 1		
Wolf 2		
Wolf 3		
Pig		



## (二)國王的新衣

故事簡介：愛漂亮的國王被兩位裁縫師欺騙，以為最漂亮的衣服需要聰明智慧才看得到。還好天真單純的小朋友發現這個問題，才讓國王保住了面子。

King	I am a king. I like to wear fancy new clothes.
Weavers (crooks) 裁縫師 (騙子)	We are weavers. We can weave a smartest cloth. Only the smartest person can see the cloth.
Ministers (大臣)	The cloth is so beautiful. We can see it.
King	The cloth is so elegant. I can see it.
Little boy	Where is the cloth? I see nothing.
King	They are crooks. Catch them. I am stupid. I am van.(虛榮)
Minsters	We are stupid. We are van.
Little boy	I just tell the truth.
All	Truth. Truth. We have to tell the truth.

請幫每個角色選擇一個樂器和一段代表音樂。

Role 角色	Musical instrument 樂器	Song 樂曲
King		
Weavers		
Ministers		
Little boy		

## (三)醜小鴨

故事簡介：醜小鴨被其他小鴨子嫌棄，他離開原來的家庭，來到天鵝的棲息地。春天來了，醜小鴨變成天鵝，他找到自己的同伴，與大家快樂的生活在一起。

Ugly duckling	I am so ugly. I am sad.
Ducklings	He is so strange. He is so odd. He is so ugly.
Mother duck	Never mind. You will be okay.
Ugly duckling	I am not happy to be here. I want to go out.
Mother duck	Okay. Be careful and take care.
Ugly duckling	Okay. Good bye, Mom.
Swans	Who are you? You look so tiny and cute.
Ugly duckling	I am Ugly duckling. May I stay with you?
Swans	Welcome. Wish you be happy here.
Ugly duckling	Thanks a lot. I like to be here. I am happy now.

請幫每個角色選擇一個樂器和一段代表音樂。

Role 角色	Musical instrument 樂器	Song 樂曲
Ugly duckling		
Ducklings		
Mother duck		
Swans		