

桃園市龜山區新路國小 109 學年度
沉浸式英語教學融入音樂課程設計

教案設計 英語共備	宋麗娟 陳怡君、陳子傑		教材來源	■康軒藝術與人文(第八冊) ■高大宜
教學年級	六年級(下學期)		教學者	宋麗娟
實施班級	3 班	教學時間 (節數)	16 節 (每節 40 分)	學習領域 藝術與人文(音樂)
教學理念	<p>(一)Warm-up 教學活動多以遊戲教學法，節奏擊拍、頑固伴奏、高大宜美聲輪唱等等，提高學生學習興趣。</p> <p>(二)Recorder Playing，著重運舌、換氣、指法基本練習，佐以好聽曲子(C、F、G 大調)，提升學生吹奏技巧。</p> <p>(三)Carnival Instruments 鑑賞課程，啟迪學生的藝術潛能和興趣，從快樂學習的過程，充實藝術涵養與美感素養</p> <p>(四)將英語以沉浸式融入音樂教學，營造語言學習情境，促使學生運用英語習得音樂知識，擴大英語教育之學習範疇，提升學生英語聽與說溝通能力及英語字彙量。</p>			
學習目標	<ol style="list-style-type: none"> 藉由歌唱、直笛、節奏樂器及肢體節奏(Body percussion)，理解體驗不同拍子(44beats、34beats、24beats、68beats、38beats)節奏。 熟練直笛吹奏音域Do-high Mi，G major #fa及F major bsi指法，並了解各音五線譜上line、space位置(如:line one -Mi;space one-fa; line two-sol; spase two-la; ledger line)上行音階(Up Scale)、下行音階(Down Scale)、指法(fingering) 認識複習five-line staff、G clef、Sol-fa Name、Notation、C major、G major、F major、d minor、a minor 音階及調號，#升記號(Sharp Symbol)、b降記號(Flat Symbol)、本位記號(Natural Symbol)、拍號(time signature)、小節線(bar/measure)、斷奏(Staccato) 圓滑線(slur)、連結線(Tie)、圓滑奏(Legato)、非圓滑奏(Non Legato)、換氣記號「V」(Up-bow)、張口換氣(Breathe)、反覆記號(Repeat mark)、停留記號(Fermata)、樂句phrase、D.C. 反始記號 mp p pp mf f ff 了解Syncopations(切分音)、Ostinato(頑固伴奏)、強起拍子(Downbeat)、弱起拍子(Upbeat)節奏形式、Vatiation(變奏曲)、Melody(旋律)、Rhythm(節奏)、Harmony(和聲)、Orchestration(配器)、Solo、Duo、Choir、Symphone Orchestra Instrument、Brass Quintet、whole step(全音)、half step(半音) 認識正確演奏Whole note(rest)、quarter note(rest)、eighth note(rest)、sixteenth note(rest)音符及休止符時值 認識交響樂團編制的樂器-弦樂樂器Stringed instruments、木管樂器 woodwind instruments、銅管樂器brass instruments、打擊樂器percussion instruments。 樂器嘉年華單介紹西洋樂器，藉由樂曲欣賞展現各樂器特色及認識音樂家樂派 			

	<p>8. 簡易節奏樂器，大合奏(響板、鈴鼓、木魚、三角鐵、大鼓)</p> <p>9. 唱歌謠看世界，並認識中國及日本五聲音階。</p> <p>10. 能聽懂音樂課程中的英語詞彙，並且以英語回應老師的課室用語。</p>	
教材分析	<p>1. 康軒版藝術與人文(第八冊)編排許多遊戲教學是啟發創造與想像力的指引。</p> <p>2. 「高大宜」美聲唱法，藉由輪唱，給小朋友旋律優美和聲的感受。</p> <p>3. 直笛吹奏，由淺入深、逐漸增加G major #fa及F major bsi指法。</p> <p>4. 自編簡易節奏樂器大合奏，讓學生感受合奏的樂趣。</p> <p>5. 綜合康軒版及直笛吹奏，並加入簡易節奏樂器及融入英語成為多元豐富的課程</p>	
藝術領域/科目學習重點		藝術領域核心素養
學習表現	學習內容	
<p>1- III-1 能透過聽唱、聽奏及讀譜，行歌唱及演奏，以表達情感</p> <p>1-III-5 能探索並使用音樂元素，進行簡易創作，表達自我的思想與情感。</p> <p>2-III-1 能使用適當的音樂語彙，描述各類音樂作品及唱奏表現，以分享美感經驗。</p> <p>2-III-4 能探索樂曲創作背景與生活的關聯，並表達自我觀點，以體認音樂的藝術價值。</p> <p>3-III-1 能參與、記錄各類藝術活動，進而覺察在地及全球藝術文化。</p> <p>3-III-2 能了解藝術展演流程，並表現尊重、協調、溝通等能力。</p> <p>3-III-3 能應用各種媒體蒐集藝文資訊與展演內容。</p>	<p>音E-III-1 多元形式歌曲，如：輪唱、合唱等。基礎歌唱技巧，如呼吸、共鳴</p> <p>音E-III-2 樂器的分類、基礎演奏技巧，以及獨奏、齊奏與合奏等演奏形式</p> <p>音E-III-3 音樂元素，如：曲調、調式等</p> <p>音E-III-4 音樂符等。記譜法，如：圖形譜、簡譜、五線譜等</p> <p>音A-III-1 器樂曲與聲樂曲，如：各國民謠、本土與傳統音樂、古典與流行音樂等，以及樂曲之作曲家、演奏者、傳統藝師與創作背景</p> <p>音A-III-2 相關音樂語彙，如曲調、調式等描述音樂元素之音樂術語，或相關之一般性用語。</p> <p>音A-III-3 音樂美感原則，如：反覆、對比等</p> <p>音P-III-1 音樂相關藝文活動。</p> <p>音P-III-2 音樂與群體活動。</p>	<p>A 自主行動</p> <p>■ A1 身心素質與自我精進</p> <p>□ A2 系統思考與解決問題</p> <p>□ A3 規劃執行與創新應變</p> <p>B 溝通互動</p> <p>■ B1 符號運用與溝通表達</p> <p>■ B2 科技資訊與媒體素養</p> <p>■ B3 藝術涵養與美感素養</p> <p>C 社會參與</p> <p>■ C1 道德實踐與公民意識</p> <p>■ C2 人際關係與團隊合作</p> <p>■ C3 多元文化與國際理解</p>

<p>教師準備</p>	<ol style="list-style-type: none"> 1. 直笛結構大圖(中英文對照) 2. 音符(notes)及休止符(rests)表列(中英文對照) 3. 黑白鍵盤圖示、五線譜(staff)、譜號(clef)、音符(notes)、休止符(rests)磁鐵 3. 直笛家族(認識直笛/範奏) 4. 康軒版藝術與人文(第八冊)及伴奏譜 5. 樂器圖卡、PPT(中英文對照) 6. 木箱鼓(cajon)、鈴鼓(tambourine)、沙鈴(maracas)、木魚(wood block)、三角鐵(triangle)、手搖鈴(hand bell)、響板、大鼓、手鼓、康加鼓 7. 專有名詞英語字卡(如：G clef/recorder/half note/quarter note/eighth rest Bar line/tim signatures/ repeat mark/syncopation/staff 等)。
<p>學生英語 經驗</p>	<p>Good morning (afternoon), Miss Song</p> <p>How are you today? I am fine</p> <p>Please take out (put away) your books (recorders).</p> <p>Please turn to page (ten).</p> <p>Please sing with me (the piano、music).Let's sing the song(notes).</p> <p>Please follow the CD and teacher's gesture.Open your mouth and breathe.</p> <p>Play the <u>recorder</u>. Left hand up, Right hand down (Right hand under the left hand) Put your fingers on your recorder.</p> <p>You must play softly,don't play too hard. Don't forget the fingering.</p> <p>Please clap your hands. Follow my rhythm. I go first. You are next.</p> <p>Please look at the blackboard. Look at me and listen to me.</p> <p>Please raise your hand. Please raise your (right or left) hand.</p> <p>Please repeat after me. Teacher first. You after me. I'm first, and you follow me.</p> <p>Listen carefully. Pay attention. Be quiet. Answer the question. Louder , please</p> <p>Please sit down.Please stand up.</p> <p>Try it. Try again.One more time.</p> <p>Discuss in groups of four (one...).</p> <p>We are group one (two...).</p> <p>Line up.</p> <p>Please answer the question. I want to test you one by one.</p> <p>Please don't play so hard. Louder, please.</p> <p>See you next time.</p> <p>Do you know the Fingering of Si (La、 Sol.....)?</p> <p>Let's start from the beginning.</p> <p>Please look at this picture.</p> <p>This song has four phrases.</p>

課程架構


- 一、 Warm-up
- 二、 Recorder-Playing
- 三、 Carnival of Instruments

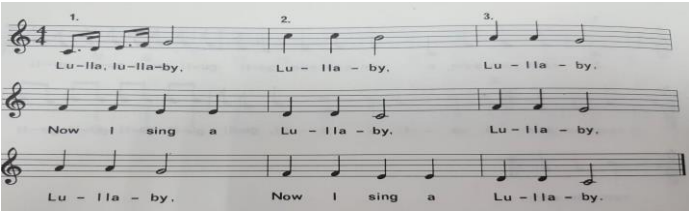
節次	課程主題	教學重點
1	壹、音樂聯合國(壹.4-1) 一、Lullaby、卡秋莎 二、噢!蘇珊娜 三、與藝術家有約-音樂與生活 p112 風笛 Bagpipe 介紹欣賞	1. 美聲習唱、歌曲教唱 2. 複習 C major d minor Scale 及調號 Tim signatures 2 beats 4 beats 、 Dotted Quarternote & Double eighth note 時值 3. 直笛習奏 4. 樂器嘉年華
2	壹、音樂聯合國(壹.4-2) 一、Lullaby、卡秋莎、Zum Gali Gali 關達拉美拉 Guantanamera 二、噢!蘇珊娜 三、手風琴 Accordion 介紹欣賞	1. 美聲習唱、歌曲教唱 2. C major G major 音階及調號 2 beats 4 beats、 Quarter note 、 Eighth note .Double eighth note 、 Dotted eighth note Whole rest 、 quarter rest 、 eighth rest 時值 切分音 Syncopations、拍念節奏 3. 直笛習奏 4. 樂器嘉年華
3	壹、音樂聯合國(壹.4-3) 一、Lullaby、卡秋莎、Zum Gali Gali 關達拉美拉 Guantanamera 二、搖啊搖、櫻花 三、對話鼓 Talking drums 及甘美朗 Gamelan 介紹欣賞	1. 美聲習唱、歌曲教唱 2. 中國五聲音階 宮 商 角 徵 羽 Do Re Mi Sol La 日本五聲音階 Do Mi Fa La Si 6/8 beats 4 beats 節奏、拍念節奏 3. 直笛習奏 4. 樂器嘉年華 學習單 p149
4	壹、音樂聯合國(壹.4-4) 一、Lullaby、噢!蘇珊娜、珍重再見 二、我的小笛子 C major a minor 感受 三、烏克麗麗 Ukulele 介紹欣賞	1. 美聲習唱、歌曲教唱 2. G major C major a minor 音階及調號 4 beats、6/8 beats、 Double eighth note& Dotted eighth note&eighth rest sixteenth note 時值 Syncopations 、Upbeat 節奏形式、「V」(Up- bow)、漸慢 rit& p mp pp mark 3. 直笛習奏 4. 樂器嘉年華 比較各個國家的音樂風格有何特色?

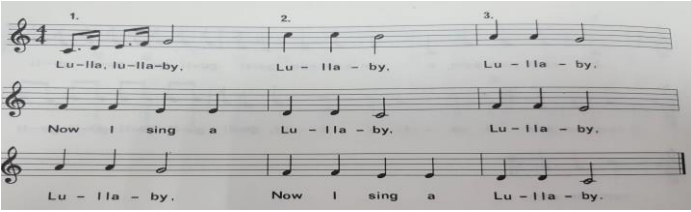
		學習單 p150
5	貳、美好的時光(貳.4-1) 一、Vivaldamusica、陽光和小雨 二、小星星 主題-變奏1-變奏2 三、欣賞小星星變奏曲、認識變奏曲	1. 美聲習唱、歌曲教唱 2. C major 音階及調號、4 beats Dotted Quarter note&eighth rest 時值 「V」(Up-bow)、Repeat mark & p mp pp f mf ff 3. 直笛習奏 4. 樂器嘉年華 5. 與藝術家有約-Mozart p114
6	貳、美好的時光(貳.4-2) 一、Vivaldamusica、陽光和小雨、西北 雨直直落 二、散步 三、柳笛介紹、認識協奏曲、柳笛協奏 曲欣賞	1. 美聲習唱、歌曲教唱 2. C major 音階及調號、4 beats Dotted Quarter note 時值、「V」(Up-bow)、 Staccato、p mp pp f mf ff 3. 直笛習奏-比較散步和陽光和小雨速度兩表情 4. 樂器嘉年華 5. 與藝術家有約-馬水龍 p116 學習單 p151
7	貳、美好的時光(貳.4-3) 一、Vivaldamusica、西北雨直直落、青 海清 二、搖嬰仔歌 三、介紹演奏沙鈴(maracas)、木魚 (wood block)、三角鐵(triangle) 鈴鼓(tambourine)、手搖鈴(hand bell) 響板	1. 美聲習唱、歌曲教唱 2. d minor 五聲音階宮調式音階及調號、4 beats、2 beats Dotted Quarter note、Dotted eighth note、 sixteenth note 時值、「V」(Up-bow)、Repeat mark f mf ff 3. 直笛習奏-比較散步和陽光和小雨速度兩表情 4. 樂器嘉年華 5. 與藝術家有約-呂泉生
8	貳、美好的時光(貳.4-4) 三、演奏沙鈴(maracas)、木魚 (wood block)、三角鐵(triangle) 鈴鼓(tambourine)響板、手搖鈴 (hand bell)、大鼓	1. 青海清伴奏 2. 郵遞馬車合奏-老師自編圖譜 3. 演奏 maracas、wood block triangle tambourine hand bell 響板 大鼓
9	參、藝術萬花筒(參.7-1) 一、Lullaby、踏雪尋梅 二、搖啊搖、櫻花、噢!蘇珊娜 三、弦樂家族 String (Instrument) Family (1) 小提琴 Violin	1. 美聲習唱、歌曲教唱 2. C major 音階及調號、2 beats Staccato、「V」(Up-bow)、fermata、p mp pp 3. 直笛習奏 4. 樂器嘉年華- String Family Violin-流浪者之歌

	大提琴 Cello	Cello-天鵝
10	參、藝術萬花筒(參.7-2) 一、Lullaby、踏雪尋梅、愛的真諦 二、噢!蘇珊娜、我的小笛子 三、弦樂家族 String Family (2) 低音提琴 Double-Bass 中提琴 Viola	1. 美聲習唱、歌曲教唱 2. C major 音階及調號、2 beats Staccato、「V」(Up-bow)、fermata、p mp pp 3. 直笛習奏 4. 樂器嘉年華- String Family Double-Bass: 聖桑/大象(L' Elephant) Viola: 帕格尼尼(Paganini)/鐘(La Campanella)
11	參、藝術萬花筒(參.7-3) 一、Lullaby、愛的真諦、憶兒時 二、別故鄉 三、木管家族 Woodwind Instrument (1) Piccolo、Flute、Clarinet、Oboe、 Cor Anglais、Bassoon	1. 美聲習唱、歌曲教唱 2. C major 音階及調號、4 beats 「V」(Up-bow)、#sharp、f mf ff p mp pp Repeat mark 3. 直笛習奏 4. 樂器嘉年華- Woodwind Instrument 長笛 Flute: 「阿萊城姑娘」小步舞曲 G. Bizet 單簧管 Clarinet: 「舒伯特-小夜曲」
12	參、藝術萬花筒(參.7-4) 一、Lullaby、愛的真諦、憶兒時 二、別故鄉 三、交響樂團-木管家族(2) Piccolo、Flute、Clarinet、Oboe、 Cor Anglais、Bassoon	1. 美聲習唱、歌曲教唱 2. C major 音階及調號、4 beats 「V」(Up-bow)、#sharp、f mf ff p mp pp Repeat mark 3. 直笛習奏 4. 樂器嘉年華- Woodwind Instrument 雙簧管 Oboe: 天鵝湖柴可夫斯基 巴松 Bassoon: Mozart: Bassoon Concerto (complete) in B-flat major K 191
13	參、藝術萬花筒(參.7-5) 一、Lullaby、多那多那 二、別故鄉 三、交響樂團-木管家族(3) 直笛 Recorder Family	1. 美聲習唱、歌曲教唱 2. d minor 音階及調號、4 beats 「V」(Up-bow)、#sharp、f mf ff p mp pp Repeat mark 3. 直笛習奏 4. 樂器嘉年華- Woodwind Instrument Bass Tenor Alto Soprano Sopranino Piccolo 國小直笛合奏(新北市光華國小) 曲名: Symphony No. 1

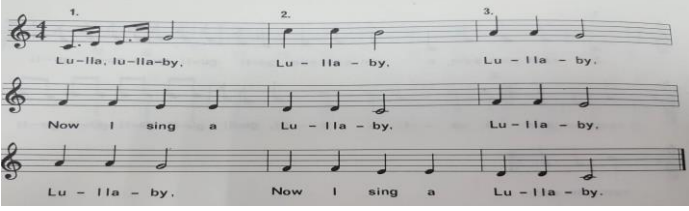
14	<p>參、藝術萬花筒(參.7-6)</p> <p>一、Lullaby、多那多那</p> <p>二、搖啊搖、櫻花、噢!蘇珊娜、別故鄉</p> <p>三、銅管家族 Brass Family (1)</p> <p><u>小號</u>(Trumpet) <u>短號</u>(Cornet)<u>法國號</u>(French Horn)<u>中音號</u>(Alto Horn)<u>長號</u>(Trombone)<u>低音號</u>(大號)(Tuba)</p>	<p>1. 美聲習唱、歌曲教唱</p> <p>2. C major 音階及調號、4 beats 「V」(Up-bow)、#sharp、f mf ff p mp pp Repeat mark</p> <p>3. 直笛習奏</p> <p>4. 樂器嘉年華- Brass Instrument <u>小號</u> Trumpet:小號協奏曲 海頓 P108 <u>法國號</u> French Horn:魔彈射手序曲 韋伯 P106</p>
15	<p>參、藝術萬花筒(參.7-7)</p> <p>一、驪歌、鳳凰花開的路口</p> <p>二、櫻花、噢!蘇珊娜</p> <p>三、交響樂團-銅管家族(2) 銅管五重奏</p>	<p>1. 美聲習唱、歌曲教唱</p> <p>2. C、D major 音階及調號、3 beats 「V」(Up-bow)、#sharp、f mf ff p mp pp Repeat mark</p> <p>3. 直笛習奏</p> <p>4. 樂器嘉年華- Brass Instrument 銅管五重奏 兩把<u>小號</u>、<u>法國號</u>、<u>長號</u>和<u>低音號</u>構成。 大黃蜂Flight of the Bumblebee - Canadian Brass 卡農 Canon -Canadian Brass 輕騎兵序曲 Light Cavalry Overture</p>
16	<p>肆、珍重再見(肆.4-1)</p> <p>一、驪歌、鳳凰花開的路口</p> <p>歌唱、直笛、紙筆評量</p>	<p>1. 歌曲教唱</p> <p>2. 歌唱、直笛、紙筆評量</p>
17	<p>肆、珍重再見(肆.4-2)</p> <p>一、驪歌、鳳凰花開的路口</p> <p>三、欣賞鋼琴演奏 管樂隊表演</p>	<p>1. 歌曲複習背唱</p> <p>2. 樂器嘉年華-麥克森/琴音狂想 京都橘高校吹奏樂部 大手筋商店街パレード Kyoto Tachibana SHS Band 2018 Pasadena Bandfest Kyoto Tachibana SHS Band 京都 橘高校吹奏樂部</p>

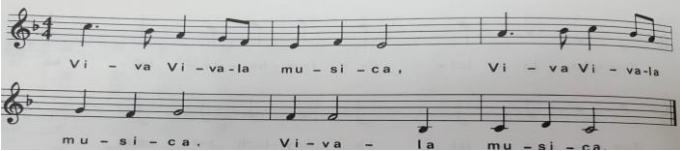
教學內容					
節次	核心素養	教學流程及內容	時間	教學資源	評量方式
1	音E-III-1	壹、音樂聯合國(壹.4-1) 一、Warm-up (一) Lullaby- 101 Rounds For Singing  <p>T: Please sing the song, Lu-lla-by, with me.</p>	10	譜例	
	音A-III-2	(二) 節奏遊戲: 複習 ♩ Quarter note ♪ Double eighth note Dotted Quarter note eighth note Half note T: Please clap your hands. Follow my rhythm. Repeat after me. I go first. You are next. T: Correct. Great! (三) 習唱卡秋莎-俄羅斯民歌 T: Today we are going to learn a song, 卡秋莎 Please open the book and turn to page 6 How many beats? What's the key? Raise your hand and answer me. S: Two-four time and d minor. T: How many Dotted Quarter note in this song? T: Please, Raise your hand. S: Five. T: Nice! You're right! T: Read 歌詞節奏, There are four phrases in the song. T: Let's start from the beginning. T: Please sing with the piano(CD). T: Please si	10	康軒電子書 鋼琴 C major d minorScale Tin signatures 2 beats 4 beats 、Dotted Quarternote Double eighth note Dotted Quarter note eighth note Half note 圖卡	
	音E-III-2	二、Recorder-Playing (一) 愛的吹吹-運舌及指法複習, 音域: Do--Mi (二) 噢! 蘇珊娜 Oh, Susanna! 配合鋼琴伴奏 T: Please take out your recorder. T: Put the right hand under the left hand. Put your fingers on your recorder. Baby Do--Mommy Mi 指法的唸謠 「Tu」運舌練習, 指法(音域Do--Mi) 噢! 蘇珊娜, 師唱(奏)譜一樂句, 生吹奏一樂句	10	直笛 譜例	

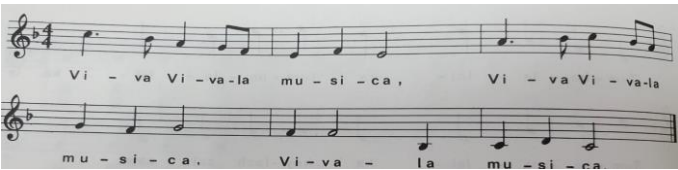
	音A-III-1	<p>T:Repeat after me.I am first and please follow me. T:You play the recorder and I play the piano with you.</p> <p>二、Carnival of Instruments (一)介紹風笛 Bagpipe p. 12 (二)欣賞蘇格蘭勇士/蘇格蘭民歌</p> <p>T: Do you know “Bagpipe”? T: Today I will introduce “Bagpipe”. T: Great! Please look at this picture.</p>	10		
2	音E-III-1	<p>壹、音樂聯合國(壹. 4-2) 一、Warm-up (一) Lullaby- 101 Rounds For Singing</p>  <p>T:Please sing the song, Lu-lla-by, with me. T: You’ll be divided into two groups to sing in the form of Canon. T:Team A and Team B, Look at me(手勢)</p> <p>(二)複習卡秋沙/俄羅斯民歌 習唱 Zum Gali Gali/以色列民歌 關達拉美拉 Guantanamera/古巴民歌</p> <p>T: Let’s review the song “卡秋沙”. Listen to the DVD. Ok? T: Today we are going to learn the songs, Zum Gali Gali and Guantanamera. Please open the book and turn to page 8 How many beats(Tim signatures)? What’s the key? S: Two-four time and G major. T: Nice! You’re right! T: Read 歌詞節奏 T:Let’s start from the beginning. T: Please sing with the DVD T: Please open the book and turn to page 9 How many beats? What’s the key? S: Four-four time and G major.</p>	10	<p>譜例</p> <p>康軒電子書 鋼琴 C major G major 2 beats 4 beats、Quarter note、Eighth note Double eighth note、Dotted eighth note Whole rest、quarter rest、eighth rest Syncopations、Tim signatures 圖卡</p>	
	音A-III-2				

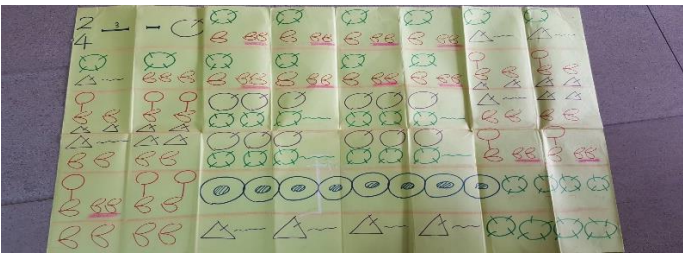
	<p>音E-III-2</p> <p>音A-III-1</p>	<p>T: Nice! You're right!</p> <p>T: Read 歌詞節奏</p> <p>T: Please sing with the DVD</p> <p>二、Recorder-Playing</p> <p>(一)愛的吹吹-運舌及指法複習，音域:Do--Mi</p> <p>(二)噢!蘇珊娜，配合鋼琴伴奏</p> <p>T: Please take out your recorder.</p> <p>T:Right hand under the left hand.</p> <p>Put your fingers on your recorder.</p> <p>Baby Do--Mommy Mi指法的唸謠</p> <p>「Tu」運舌練習，指法(音域Do--Mi)</p> <p>T:Repeat after to me.I am first and please follow me.</p> <p>T:You play the recorder and I play the piano with you.</p> <p>三、Carnival of Instruments</p> <p>(一)介紹手風琴 Accordion</p> <p>(二)欣賞散塔路奇亞/義大利民歌</p> <p>T: Today I will introduce "Accordion".</p> <p>T: Great! Please turn to page 14 and look at this picture.</p>	<p>10</p> <p>10</p>	<p>直笛 譜例</p> <p>影片</p>	
<p>3</p>	<p>音E-III-1</p> <p>音A-III-2</p>	<p>壹、音樂聯合國(壹. 4-3)</p> <p>一、Warm-up</p> <p>(一) Lullaby- 101 Rounds For Singing</p>  <p>T:Please sing the song, Lu-lla-by, with me.</p> <p>T: You'll be divided into three groups to sing in the form of Canon.</p> <p>T:Team A、Team B and Team C, Look at me.</p> <p>(二)複習卡秋沙/俄羅斯民歌, Zum Gali Gali/以色列民歌, 關達拉美拉 Guantanamera/古巴民歌。</p> <p>T: Today Let's review the songs "卡秋沙". "Zum Gali Gali""Guantanamera"Listen to the DVD Ok?</p> <p>T: Please open the book turn to page 6(8)(9)。</p> <p>T:Now, Please sing the fist phrase of "Zum Gali Gali"the fist phrase and</p>	<p>10</p> <p>10</p>	<p>譜例</p> <p>康軒電子書 鋼琴 C major G major 2 beats 4 beats、 68 beats Quarter note、 Eighth note Double eighth note、Dotted eighth note</p>	

	<p>音E-III-2</p>	<p>use(play) the Ostinato 頑固伴奏 Team A , you sing the Ostinato 頑固伴奏 , Team B, you sing all. T: Nice! You're right! T: Please sing with the DVD</p> <p>二、Recorder-Playing (一)愛的吹吹-運舌及指法複習，音域:Do—Mi Baby Do--Mommy Mi指法的唸謠 「Tu」運舌練習及指法 (二)複習噢!蘇珊娜，配合鋼琴伴奏 T: Please take out your recorder. T: Put your right hand under the left hand. Put your fingers on your recorder. T:Repeat after to me.I am first and please follow me. T:You play the recorder and I play the piano with you.</p> <p>(三) 習奏搖啊搖、櫻花 T:中國五聲音階 宮 商 角 徵 羽 Do Re Mi Sol La 日本五聲音階 Do Mi Fa La Si T: Repeat after to me. 搖啊搖、櫻花</p> <p>三、Carnival of Instruments (一)與藝術家有約-音樂與生活 p. 112 T: Please open the book and turn to page 112 (二)介紹對話鼓 Talking drums 及甘美朗 Gamelan (三)欣賞 Talking drums and Gamelan 影片 T: Today I will introduce “Talking drums”and“Gamelan”. T: Great! Please turn to page 16 and look at this picture. T:Now, enjoy the video “Talking drums and Gamelan”</p>	<p>10</p>	<p>Whole rest、 quarter rest、 eighth rest Syncopations、 Tim signatures 圖卡 直笛 譜例</p> <p>學習單 p. 149</p>	
<p>4</p>	<p>音E-III-1</p>	<p>壹、音樂聯合國(壹. 4-4) 一、Warm-up (一) Lullaby- 101 Rounds For Singing</p>	<p>10</p>	<p>譜例</p>	

音A-III-2	 <p>T:Please sing the song, Lu-lla-by, with me. T: You'll be divided into three groups to sing in the form of Canon. T:Team A、Team B and Team C, Look at me. (二)節奏遊戲/複習 ♩Quarter note ♪Double eighth note Dotted Quarter note eighth note Dotted eighth note sixteenth note Half note 切分音 Syncopation and 弱起拍子 Downbeat 「V」(Up-bow)、漸慢 rit、p mp pp mark T: Follow my rhythm. I go first. You are next. (三)習唱珍重再見 T: Today we are going to learn a song,珍重再見 Please open the book and turn to page 19 The song is the Downbeat. How many beats? What's the key? S: Four-four time and G major. T:How many Syncopations in the song? S:Two. T: Nice! You're right! T: Read 歌詞節奏,Each phrase has a syncopation. T:Let's start from the beginning. T: Please sing with the piano 二、Recorder-Playing (一)愛的吹吹-運舌及指法複習，音域:Do--Mi (二)複習噢!蘇珊娜、櫻花，配合鋼琴伴奏 (三)習奏我的小笛子 68beat aminor C-a感受 T: Please take out your recorder. T: Put your right right hand under the left hand. Put your fingers on your recorder. T:Today Let's review the songs 噢!蘇珊娜 and 櫻花 T:You play the recorder and I play the piano with you. T:Repeat after to me.I am first and please follow</p>	10	康軒電子書 鋼琴 G major C major a minor 4 beats、 68 beats Double eighth note Dotted eighth note eighth rest Syncopations、 Upbeat、 V(Up-bow) 漸慢 rit p mp pp mark	
音E-III-2	<p>圖卡 直笛 譜例</p>	10	學習單 p. 150	
音A-III-1	<p>影片</p>	10		

		<p>me. 我的小笛子</p> <p>T: You play the recorder and I play the piano with you.</p> <p>T: Nice! You're right!</p> <p>三、Carnival of Instruments</p> <p>(一) 介紹烏克麗麗 Ukulele p. 18</p> <p>(二) 珍重再見/夏威夷民歌</p> <p>(三) 比較各個國家的音樂風格有何特色?</p> <p>T: Today I will introduce "Ukulele".</p> <p>T: Great! Please turn to page 18 and look at this picture.</p> <p>T: Now, enjoy the video Ukulele</p>			
5	音E-III-1	<p>貳、美好的時光(貳. 4-1)</p> <p>一、Warm-up</p> <p>(一) Vivalamusica-101 Rounds For Singing</p>  <p>T: Please sing the song, "Vi va Vi va la mu si ca" with me.</p> <p>(二) 習唱陽光和小雨</p> <p>T: Today we are going to learn a song, 陽光和小雨 Please open the book and turn to page 24 How many beats? What's the key?</p> <p>S: Four-four time and C major.</p> <p>T: Nice! You're right!</p> <p>T: Read 歌詞節奏，注意「V」(Up-bow)、Repeat Mark.</p> <p>T: Repeat after me. Let's read. Please listen carefully.</p> <p>T: Please sing with the piano</p> <p>T: 表現 p mp pp f mf ff</p> <p>T: Good job.</p> <p>二、Recorder-Playing</p> <p>(一) 愛的吹吹-運舌及指法複習，音域: Do-Mi Baby Do--Mommy Mi 指法的唸謠 「Tu」運舌練習，指法(音域Do--Mi)</p> <p>(二) 習奏小星星主題、變奏1、變奏2</p> <p>T: Please take out your recorder.</p>	10	譜例	
	音A-III-2		10	康軒電子書 鋼琴 C major 音階及調號、4 beats Dotted Quarter note & eighth rest 時值 「V」(Up-bow)、Repeat mark & p mp pp f mf ff	
	音E-III-2		10	圖卡 直笛 譜例	

	音E-III-2	<p>二、Recorder-Playing</p> <p>(一)愛的吹吹-運舌及指法複習，音域:Do—Mi</p> <p>(二)習奏散步</p> <p>T: Please take out your recorder.</p> <p>T: Put your right hand under the left hand. Put your fingers on your recorder.</p> <p>T:Repeat after to me.I am first and please follow me.</p> <p>T:You play the recorder and I play the piano with you.</p> <p>三、Carnival of Instruments</p> <p>(一) 介紹柳笛</p> <p>(二)與藝術家有約-馬水龍 p116</p> <p>(三)認識協奏曲、柳笛協奏曲欣賞</p>	10	譜例	
	音A-III-1		10	學習單 p. 151	
7	音E-III-1	<p>貳、美好的時光(貳. 4-3)</p> <p>一、Warm-up</p> <p>(一)Vivalamusica-101 Rounds For Singing</p>  <p>T:Please sing the song, “Vi va Vi va la mu si ca” with me.</p> <p>T: You’ll be divided into two groups to sing in the form of Canon.</p> <p>T:Team A and Team B, Look at me</p> <p>(二)節奏遊戲/複習 ♩Quarter note ♪Double eighth note Dotted Quarter note eighth note Dotted eighth note sixteenth note Half note</p> <p>T:Please clap your hands, Follow my rhythm. I go first. You are next.</p> <p>(三)複習西北雨直直落，習唱青海清</p> <p>T: Today Let’s review the song,.西北雨直直落 Please with piano.</p> <p>T: Now we are going to learn a song,青海清 Please open the book turn to page 35 How many beats? What’s the key?</p> <p>S: Two-four time and d minor.</p>	10	譜例	康軒電子書 鋼琴 d minor 五聲音階 宮調式 4 beats、 2 beats Dotted Quarter note、Dotted eighth note、sixteenth note 時值、「V」(Up-bow)、Repeat mark f mf ff

	<p>音E-III-2</p> <p>音A-III-1</p>	<p>T: Nice! You're right!</p> <p>T: Read 歌詞節奏，注意「V」(Up-bow)and Repeat mark.</p> <p>T: Let's start from the beginning.</p> <p>T: Please sing with the piano, Let's sing.</p> <p>T: One more time.</p> <p>二、Recorder-Playing</p> <p>(一)愛的吹吹-運舌及指法複習，音域:Do—Mi</p> <p>(二)習奏搖嬰仔歌</p> <p>T: Please take out your recorder.</p> <p>T:Right hand under the left hand. Put your fingers on your recorder.</p> <p>T:Repeat after to me.I am first and please follow me.</p> <p>T:You play the recorder and I play the piano with you.</p> <p>三、Carnival of Instruments</p> <p>(一)介紹並演奏沙鈴(maracas)、木魚 (wood block)、三角鐵(triangle)鈴鼓(tambourine)手搖鈴(hand bell) 響板()</p> <p>T: Today I will introduce maracas、wood block、triangle、tambourine、hand bell and 響板</p> <p>T:Let's play the maracas(wood block----)</p> <p>T: This is a maracas. Follow me. Raise your left/ right hands, and play the maracas.</p> <p>(二)與藝術家有約-呂泉生 p. 35</p> <p>T:Please open the book turn to page 35</p>	<p>10</p> <p>10</p>	<p>圖卡 直笛 譜例</p> <p>圖卡</p> <p>maracas、wood block、triangle、tambourine、hand bell and 響板</p>	
8	<p>音E-III-2</p> <p>音P-III-2</p>	<p>貳、美好的時光(貳. 4-4)</p> <p>(一)演奏 maracas、wood block、triangle Tambourine hand bell castanets, bass drum</p> <p>(二)青海清伴奏</p> <p>(三)郵遞馬車合奏-老師自編圖譜</p> 	40	<p>圖譜 CD maracas、wood block、triangle Tambourine hand bell 響板 大鼓</p>	

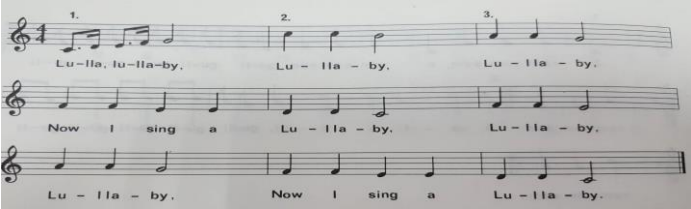
T: Today Let's play the maracas 、 wood block 、 Triangle 、 Tambourine 、 hand bell 、 castanets and . bass drum

T: You'll be divided into six groups.
 Team A is the maracas 、 Team B is the wood block
 Team C is the Triangle 、 Team D is the Tambourine
 Team E is the hand bell Team F is the 響板 ， Just one is the 大鼓.

T: Now ， Let's play the Rhythm instrument with the CD.

9
音E-III-1

參、藝術萬花筒(參. 7-1)
 一、Warm-up
 (一) Lullaby- 101 Rounds For Singing



10 譜例

音A-III-2

T: Please sing the song, Lu-lla-by, with me.
 T: You'll be divided into three groups to sing in the form of Canon.
 T: Team A 、 Team B and Team C, Look at me.

(二) 節奏遊戲/複習 ♩ Quarter note (rest) ♪ Double eighth note
 Dotted Quarter note Dotted eighth note sixteenth note
 Half note eighth note (rest)
 Staccato 斷奏 fermata 停留

10 康軒電子書
 鋼琴
 C major 2 beats
 Staccato 、 「V」
 (Upbow) fermata 、
 p mp pp
 圖卡

音E-III-2

T: Please clap your hands, Follow my rhythm.
 I go first. You are next.
 (二) 習唱踏雪尋梅
 T: Today we are going to learn a song, 踏雪尋梅
 Please open the book turn to page 125
 How many beats? What's the key?
 S: Two-four time and C major.
 T: Nice! You're right!
 T: Read 歌詞節奏，響叮噹的跳音 Staccato.
 T: Let's start from the beginning.

10 康軒電子書
 鋼琴
 C major 2 beats
 Staccato 、 「V」
 (Upbow) fermata 、
 p mp pp
 圖卡
 直笛

音A-III-1

T: Please sing with the piano.

二、Recorder-Playing

(一)愛的吹吹-運舌及指法複習，音域:Do--Mi

(二)複習噢!蘇珊娜、櫻花、我的小笛子，配合鋼琴伴奏

T: Please take out your recorder.

T: Put **your** right hand under the left hand.

Put your fingers on your recorder.

T:Today Let's review the songs 噢!蘇珊娜、櫻花 and 我的小笛子

T:You play the recorder and I play the piano with you.

T:One more time.

T: Nice! You're right!

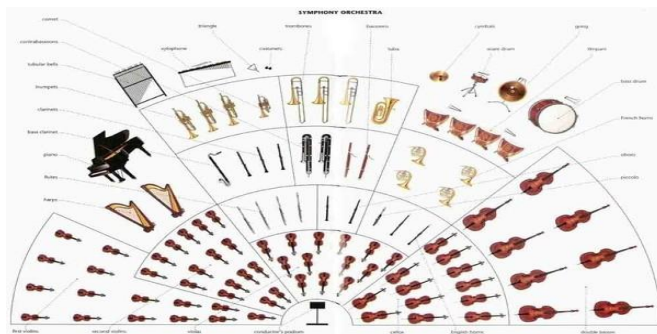
三、Carnival of Instruments

(一) 弦樂家族 String Family

T: Today I will introduce "String Family".

T: Great! Please look at this picture.

T:The String Family has Violin、Viola、Cello and Double- Bass.



T:Please look at this picture. Where are Stringed instruments in the orchestra?

T: Please indicate where the Violin(Cello) is in the orchestra?

(二) 認識小提琴Violin and 大提琴Cello

10

10

教學 PPT

圖卡

樂器

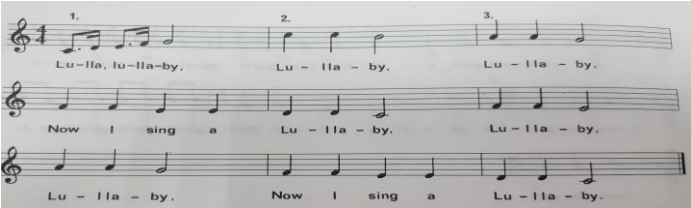
薩拉沙泰


聖桑

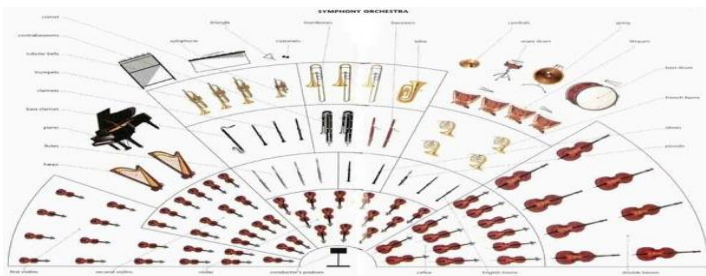
流浪者之歌

動物狂歡-天鵝

<p>音E-III-2</p>	<p>T: Today Let's review the song, 踏雪尋梅 Please sing with the piano. T: Now we are going to learn a song, 愛的真諦 Please open the book and turn to page 126 How many beats? What's the key? S: Four-four time and F major. T: Nice! You're right! T: Read 歌詞節奏. T: Let's start from the beginning. T: Please sing with the piano</p>	<p>10</p>	<p>V(Up-bow)、 fermata、p mp pp 圖卡</p>	
<p>音A-III-1</p>	<p>二、Recorder-Playing (一)愛的吹吹-運舌及指法複習，音域:Do--Mi (二)複習噢!蘇珊娜、櫻花、我的小笛子，配合 鋼琴伴奏 T: Please take out your recorder. T: Put your right hand under the left hand. Put your fingers on your recorder. T:Today Let's review the songs 噢!蘇珊娜、櫻花 and 我的小笛子 T:You play the recorder and I play the piano with you. T:One more time. T: Nice! You're right!</p> <p>三、Carnival of Instruments (一)弦樂家族 String Family Violin, Viola, Cello, Double- Bass</p>  	<p>10</p>	<p>教學 PPT 圖卡 樂器 帕格尼尼 聖桑 鐘 動物狂歡-大象</p>	

		<p>Stringed instruments-Double-Bass (Viola)在樂團位置</p> <p>(二)認識低音提琴 Double-Bass 中提琴 Viola</p> <p>(三)欣賞 動物狂歡節-大象/聖桑(Saint-Saens) 鐘(La Campanella)/帕格尼尼(Paganini)</p> <p>T: Today I will introduce the string family. What kinds of instruments are in the string family?</p> <p>S: Violin, Viola, Cello, Double- Bass</p> <p>T: Good! First I'll introduce the Double-Bass(Viola). Please indicate the position of the Double- Bass (Viola) in the orchestra</p> <p>S: 自由發表。</p> <p>T: You're right! Excellent!</p> <p>T: How do you feel about the music?</p> <p>S: This music makes me _____ Excited 興奮 Comfortable 舒服 Relaxed 放鬆 Nervous 緊張 Sad 難過 Peaceful 平靜 Scared 恐懼 Happy 快樂</p>			
11	<p>音E-III-1</p> <p>參、藝術萬花筒(參. 7-3)</p> <p>一、Warm-up</p> <p>(一) Lullaby- 101 Rounds For Singing</p>  <p>音A-III-2</p>	<p>T: Please sing the song, Lu-lla-by, with me.</p> <p>T: You'll be divided into three groups to sing in the form of Canon.</p> <p>T: Team A、Team B and Team C, Look at me.</p> <p>(二) 節奏遊戲/複習 ♩ Quarter note (rest) ♪ Double eighth note Dotted Quarter note Dotted eighth note sixteenth note Half note eighth note (rest)</p> <p>T: Please clap your hands, Follow my rhythm. I go first. You are next.</p> <p>(三) 複習愛的真諦、習唱憶兒時</p>	10	<p>譜例</p> <p>康軒電子書 鋼琴 .C major 音階及調號、 2 beats Staccato、 V(Up-bow)、 fermata、p mp pp</p>	

	<p>音E-III-2</p> <p>T: Today Let's review the song, 愛的真諦 Please with piano.</p> <p>T: Now we are going to learn a song, 憶兒時 Please open the book and turn to page 128 How many beats? What's the key?</p> <p>S: Four-four time and C major.</p> <p>T: Nice! You're right!</p> <p>T: Read 歌詞節奏.</p> <p>T: Please sing with the piano</p> <p>二、Recorder-Playing</p> <p>(一)愛的吹吹-運舌及指法複習，音域:Do--Mi</p> <p>(二)複習噢!蘇珊娜、櫻花、我的小笛子 習奏別故鄉</p> <p>音A-III-1</p> <p>T: Please take out your recorder.</p> <p>T:Right hand under the left hand. Put your fingers on your recorder.</p> <p>T:Today Let's review the songs 噢!蘇珊娜、櫻花 and 我的小笛子</p> <p>T:You play the recorder and I play the piano with you.</p> <p>T:One more time.</p> <p>T: Now,Repeat after to me.I am first and please follow me.</p> <p>T: Nice! You're right!</p> <p>三、Carnival of Instruments</p> <p>(一) 木管樂器 Woodwind Instrument</p> <p>短笛、長笛、單簧管、雙簧管、英國管、低音管、直笛 Piccolo、Flute、Clarinet、Oboe、Cor Anglais、 Bassoon、Recorder</p> <p style="text-align: center;">Woodwind Family</p>  <p style="text-align: center;"><small>Core Knowledge</small></p>	<p>10</p> <p>圖卡</p> <p>直笛</p> <p>教學 PPT</p> <p>圖卡</p> <p>樂器</p> <p>比才</p> <p>舒伯特</p> <p>「阿萊城姑娘」小 步舞曲</p> <p>小夜曲</p> <p>10</p>	
--	--	---	--



Woodwind instruments-Flute (Clarinet)在樂團位置

(二)認識長笛 Flute 單簧管 Clarinet

(三)欣賞「阿萊城姑娘」小步舞曲/G. Bizet
小夜曲/舒伯特

T: Today I will introduce the woodwind family.

What kinds of instruments are in the woodwind family?

S: Piccolo、Flute、Clarinet、Oboe、Cor Anglais、
Bassoon、Recorder

T: Good! First I'll introduce the Flute(Clarinet)

Please indicate the position of the Flute(Clarinet) in the orchestra

S: 自由發表。

T: You're right! Excellent!

T: How do you feel about the music?

S: This music makes me _____

Excited 興奮 Comfortable 舒服 Relaxed 放鬆

Nervous 緊張 Sad 難過 Peaceful 平靜

Scared 恐懼 Happy 快樂

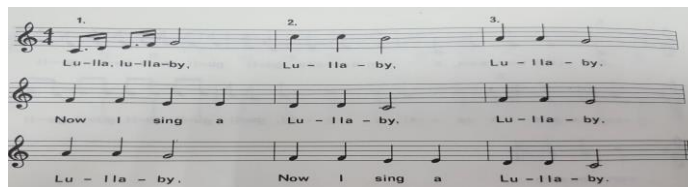
12

音E-III-1

參、藝術萬花筒(參. 7-4)

一、Warm-up

(一) Lullaby- 101 Rounds For Singing



T: Please sing the song, Lu-lla-by, with me.

T: You'll be divided into three groups to sing in the form of Canon.

T: Team A、Team B and Team C, Look at me.

(二)複習愛的真諦、習唱憶兒時


T: Today Let's review the song, 愛的真諦

10

譜例

10

康軒電子書
鋼琴

音A-III-2	<p>Please with piano.</p> <p>T: Now we are going to learn a song, 憶兒時 Please open the book and turn to page 128 How many beats? What's the key?</p> <p>S: Four-four time and C major.</p> <p>T: Nice! You're right!</p> <p>T: Read 歌詞節奏.</p> <p>T: Let's start from the beginning.</p>		.C major 音階及 調號、 2 beats Staccato、 V(Up-bow)、 fermata、p mp pp 圖卡	
音E-III-2	<p>T: Please sing with the piano</p> <p>二、Recorder-Playing (一)愛的吹吹-運舌及指法複習，音域:Do--Mi (二)複習噢!蘇珊娜、櫻花、我的小笛子 習奏別故鄉</p> <p>T: Please take out your recorder.</p> <p>T:Right hand under the left hand. Put your fingers on your recorder.</p> <p>T:Today Let's review the songs 噢!蘇珊娜、櫻花 and 我的小笛子</p>	10	直笛	
音A-III-1	<p>T: You play the recorder and I play the piano with you.</p> <p>T:One more time.</p> <p>T: Now,Repeat after to me.I am first and please follow me.</p> <p>T: Nice! You're right!</p> <p>三、Carnival of Instruments (一) 木管樂器 Woodwind Instrument 短笛、長笛、單簧管、雙簧管、英國管、低音管、直笛 Piccolo、Flute、Clarinet、Oboe、Cor Anglais、 Bassoon、Recorder</p> <p style="text-align: center;">Woodwind Family</p>  <p style="text-align: center;"><small>Core Knowledge</small></p>	10	教學 PPT 圖卡 樂器 柴可夫斯基 Mozart 天鵝湖 Bassoon Concerto (complete) in B- flat major K 191	



Woodwind instruments-Oboe (**Bassoon**)在樂團位置

(二)認識雙簧管 Oboe 巴松 Bassoon

(三)欣賞 天鵝湖/柴可夫斯基

Bassoon Concerto (complete) in B-flat major K 191/ Mozart

T: Today I will introduce the Woodwind family.

What kinds of instruments are in the string family?

S: Piccolo、Flute、Clarinet、Oboe、Cor Anglais、Bassoon

T: Good! First I'll introduce the Oboe(**Bassoon**)

Please indicate the position of the Oboe(**Bassoon**) in the orchestra

S: 自由發表。

T: You're right! Excellent!

T: How do you feel about the music?

S: This music makes me _____

Excited 興奮 Comfortable 舒服 Relaxed 放鬆

Nervous緊張 Sad 難過 Peaceful平靜

Scared 恐懼 Happy快樂

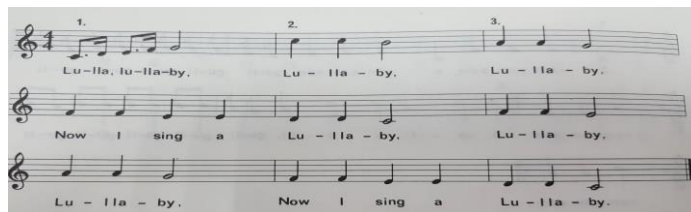
13

音E-III-1

參、藝術萬花筒(參. 7-5)

一、Warm-up

(一) Lullaby- 101 Rounds For Singing



T: Please sing the song, Lu-lla-by, with me.

T: You'll be divided into three groups to sing in the form of Canon.

T: Team A、Team B and Team C, Look at me.

10

譜例



Recorder Family



(二)認識 Recorder Family

(三)欣賞國小直笛合奏(新北市光華國小)

曲名: Symphony No. 1

T: Today I will introduce the **Recorder**family.

What kinds of (instruments) are in the **Recorder** family?

S: **Bass Tenor Alto Soprano Sopranino Piccolo**

T: Good! First I'll introduce the **Recorder**

Please indicate the position of the **Recorder** in the orchestra

S: 自由發表。

T: You're right! Excellent!

T: How do you feel about the music?

S: This music makes me _____

Excited 興奮 Comfortable 舒服 Relaxed 放鬆

Nervous 緊張 Sad 難過 Peaceful 平靜

Scared 恐懼 Happy 快樂

14

音E-III-1

參、藝術萬花筒(參. 7-6)

一、Warm-up

(一) Lullaby- 101 Rounds For Singing

10

譜例

	音A-III-2	 <p>T: Please sing the song, Lu-lla-by, with me. T: You'll be divided into three groups to sing in the form of Canon. T: Team A、Team B and Team C, Look at me. (二) 複習愛的真諦、憶兒時、踏雪尋梅、多那多那 T: Today Let's review the song, 愛的真諦、憶兒時、踏雪尋梅、多那多那 Please with piano. T: Nice! You're right! T: One more time. T: Please sing with the piano</p>	10	康軒電子書 鋼琴 .C major 音階及調號、 2 beats Staccato、 V(Up-bow)、 fermata、	
	音E-III-2	<p>T: Nice! You're right! T: One more time. T: Please sing with the piano</p> <p>二、Recorder-Playing (一) 愛的吹吹-運舌及指法複習，音域: Do--Mi (二) 複習噢! 蘇珊娜、櫻花、我的小笛子、別故鄉 T: Please take out your recorder. T: Right hand under the left hand. Put your fingers on your recorder. T: Today Let's review the songs 噢! 蘇珊娜、櫻花 我的小笛子 and 別故鄉 T: You play the recorder and I play the piano with you. T: One more time. T: Nice! You're right!</p>	10	p mp pp 圖卡 直笛	
	音A-III-1	<p>三、Carnival of Instruments (一) 銅管家族 Brass Family <u>小號</u>(Trumpet) <u>短號</u>(Cornet) <u>法國號</u>(French Horn) <u>中音號</u>(Alto Horn) <u>長號</u>(Trombone) <u>低音號</u>(大號)(Tuba)</p> 	10	教學 PPT 圖卡 樂器 海頓 小號協奏曲 魔彈射手序曲 韋伯	



Brass instruments-Trumpe (Tuba)在樂團位置

(二)認識小號 Trumpet、法國號 French Horn

(三)欣賞 小號協奏曲 /海頓 P108

魔彈射手序曲 /韋伯 P106

T: Today I will introduce the Brass family.

What kinds of instruments are in the **Brass** family?

S:Trumpet Cornet French Horn Alto Horn Trombone
Tuba

T: Good! First I'll introduce the Trumpe (French Horn)

Please indicate the position of the Trumpe (French
Horn)in the orchestra

S: 自由發表。

T: You're right! Excellent!

T: How do you feel about the music?

S: This music makes me _____

Excited 興奮 Comfortable 舒服 Relaxed 放鬆

Nervous緊張 Sad 難過 Peaceful平靜

Scared 恐懼 Happy 快樂

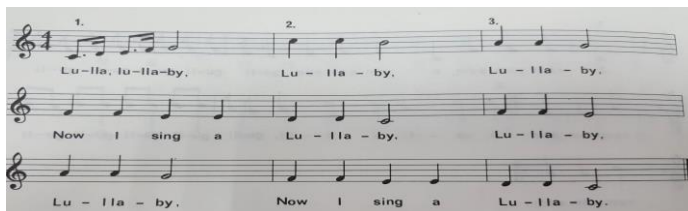
15

音E-III-1

參、藝術萬花筒(參. 7-7)

一、Warm-up

(一) Lullaby- 101 Rounds For Singing



T:Please sing the song, Lu-lla-by, with me.

**T: You'll be divided into three groups to sing in the
form of Canon.**

T:Team A、Team B and Team C, Look at me.

(二)複習愛的真諦、習唱鳳凰花開的路口、驪歌

T: Today Let's review the song, 愛的真諦

音A-III-2

10

譜例

10

康軒電子書
鋼琴

	音E-III-2	<p>Please with piano.</p> <p>T: Now we are going to learn a song, Please open the book and turn to page 104 How many beats? What's the key?</p> <p>S: Three-four time and D major.</p> <p>T: Nice! You're right!</p> <p>T: Read 歌詞節奏.</p> <p>T: Please sing with the piano</p> <p>二、Recorder-Playing</p> <p>(一)愛的吹吹-運舌及指法複習，音域:Do--Mi</p> <p>(二)複習噢!蘇珊娜、櫻花、我的小笛子、別故鄉</p> <p>T: Please take out your recorder.</p> <p>T:Right hand under the left hand.</p> <p>Put your fingers on your recorder.</p> <p>T:Today Let's review the songs 噢!蘇珊娜、櫻花 我的小笛子 and 別故鄉.</p> <p>T:You play the recorder and I play the piano with you.</p> <p>T:One more time.</p> <p>T: Now,Repeat after to me.I am first and please follow me.</p> <p>T: Nice! You're right!</p>	10	.C major 音階及 調號、 2 beats Staccato、 V(Up-bow)、 fermata、 p mp pp 圖卡	
	音A-III-1	<p>三、Carnival of Instruments</p> <p>(一) 銅管家族 Brass Family</p> <p>小號(Trumpet) 短號(Cornet)法國號(French Horn)</p> <p>中音號(Alto Horn)長號(Trombone)低音號(大號)(Tuba)</p>  	10	教學 PPT 圖卡 樂器	

	<p>Brass instruments- Trombone(Tuba) 在樂團位置</p> <p>(二)認識銅管五重奏 Trumpet2、French Horn、Trombone、Tuba</p> <p>(三)欣賞大黃蜂Flight of the Bumblebee - Canadian Brass 卡農 Canon -Canadian Brass 輕騎兵序曲 Light Cavalry Overture</p> <p>T: Today I will introduce the Brass family. What kinds of instruments are in the Brass family?</p> <p>S: Trumpet、Cornet、French Horn、Alto Horn、Tuba Trombone</p> <p>T: Good! First I'll introduce the Trombone(Tuba) Please indicate the position of the Trombone(Tuba) in the orchestra</p> <p>S: 自由發表。</p> <p>T: You're right! Excellent!</p> <p>T: How do you feel about the music?</p> <p>S: This music makes me _____ Excited 興奮 Comfortable 舒服 Relaxed 放鬆 Nervous 緊張 Sad 難過 Peaceful 平靜 Scared 恐懼 Happy 快樂</p>			
16	<p>肆、珍重再見(肆. 4-1)</p> <p>一、驪歌、鳳凰花開的路口</p> <p>T: Today Let's review the song, 驪歌 Please with piano.</p> <p>T: Now we are going to learn a song, 鳳凰花開的路口 Please open the book and turn to page 104 How many beats? What's the key?</p> <p>S: Four-four time and C major.</p> <p>T: Nice! You're right!</p> <p>T: Read 歌詞節奏.</p> <p>T: Please sing with the piano</p> <p>歌唱、直笛、紙筆評量</p>	10	鋼琴 CD	30

17	音E-III-1	<p>肆、珍重再見(肆. 4-2)</p> <p>一、驪歌、鳳凰花開的路口</p> <p>T: Today Let's review the song, 驪歌 and 鳳凰花開的路口</p> <p>Please with piano.</p> <p>T: Nice! You're right!</p> <p>T: One more time.</p> <p>T: Please sing with the piano</p>	20	鋼琴 CD	
	音A-III-1	<p>三、樂器嘉年華-麥克森/琴音狂想</p> <p>管樂隊表演(儀隊)</p> <p>京都橘高校吹奏樂部 大手筋商店街パレード Kyoto</p> <p>Tachibana SHS Band</p> <p>2018 Pasadena Bandfest Kyoto Tachibana SHS Band 京都橘高校吹奏樂部</p>	20		