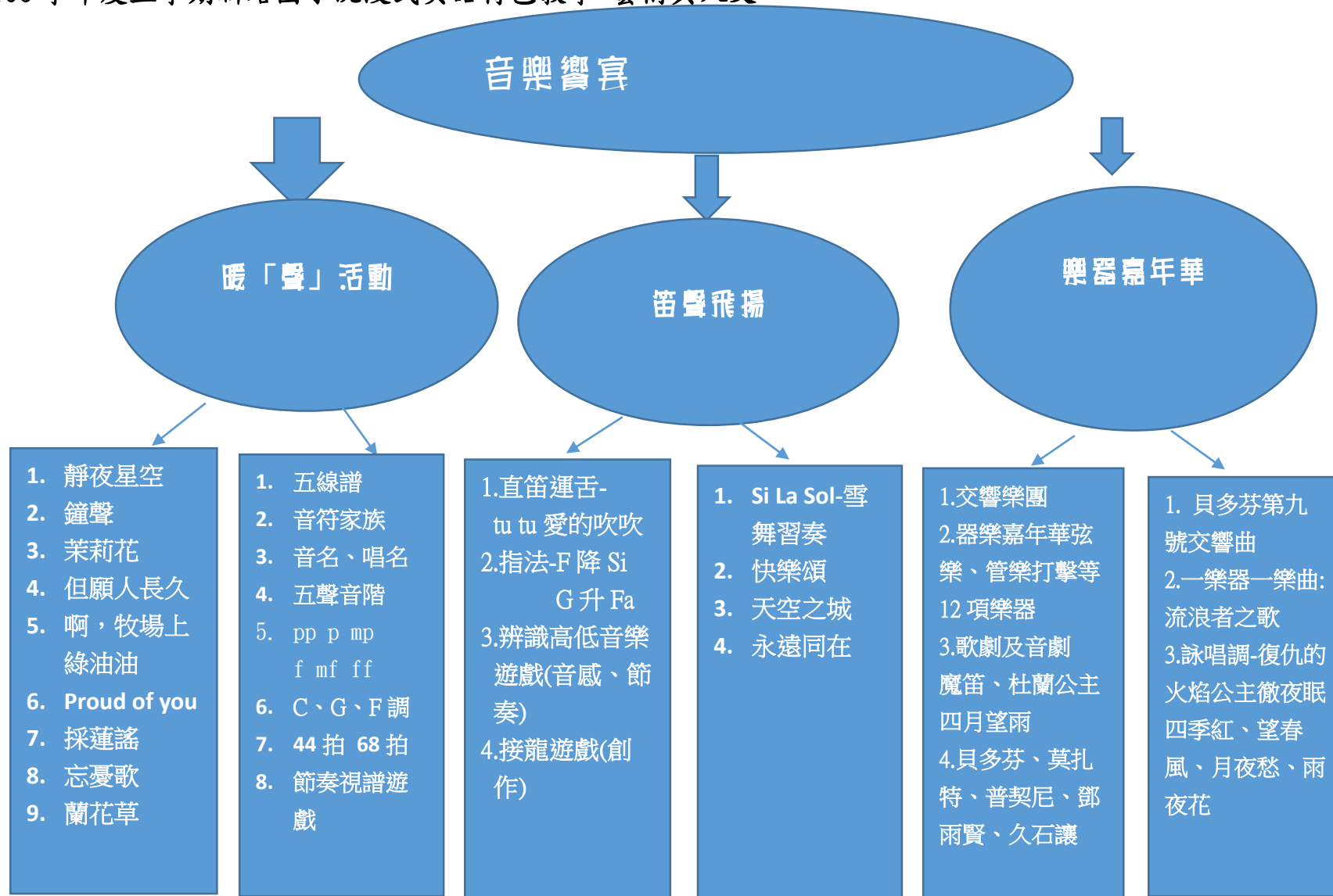


109 學年度上學期新路國小沉浸式英語特色教學-藝術與人文



| | | | | | |
|-------|---|-------------|------|-------------|---------|
| 領域/科目 | 藝術-音樂 | 教學者 課程設計 | 宋麗娟 | 英語協同 | 陳子傑、陳怡君 |
| 實施年級 | 六年級 | | 教學時間 | 18週18節720分鐘 | |
| 主題名稱 | 音樂饗宴 | | | | |
| 設計理念 | <p>「藝術源於生活，應用於生活」是人類文化的累積，更是陶育美感素養及實施全人教育的主要途徑。21世紀的藝術教育具多元視野，讓學生探索與感受生活環境中的人事與景物，認識與鑑賞環境中各類藝術形式與作品，且能運用感官、知覺和情感，提升自主學習與探索能力豐富其身心靈，涵養美感素養與宏觀視野。</p> <p>本學期欣賞課程規劃，以五年級彼得與狼器樂舊經驗再延伸至交響樂（Symphony）器樂，不僅介紹樂團，每節開闢「音樂好好聽」10分鐘，單一樂器介紹及最能展現該樂器特質的樂曲欣賞，例如小提琴(Violin)-「流浪者之歌」（Zigeunerweisen）作品20是西班牙小提琴家薩拉沙泰（Pablo Martn Melitn de Sarasate y Navascuz，1844 - 1908）在1878年完成的附有管弦樂伴奏的小提琴曲，曲題原文是「吉普賽旋律」之意；大提琴(Cello)-動物狂歡-天鵝-夏爾·卡米爾·聖桑。本學期規劃15項樂器及樂曲，每節課三部曲進行一、暖「聲」活動:歌曲教唱、相關樂理、節奏等等 20分鐘 二、笛聲飛揚:直笛教學，C Key、F Key(降Si)、G Key(升Fa)指法及快樂頌、天空之城、永遠同在等習奏 10分鐘 三、音樂嘉年華:交響樂團編制、樂曲，每節一樂器一樂曲欣賞 10分鐘</p> <p>暖「聲」活動教材以康軒版本，笛聲飛揚，習奏歌曲以康軒版本，其他教學以遊戲教學法，讓學生輕鬆快樂學習，樂器嘉年華，部分結合康軒欣賞部分，其他自編。藉由此課程規劃，讓學生在輕鬆的情境中學習，並透過經典歌曲的演唱、情境感受，培養積極開朗的人生觀、溫馨美好的感覺、用心專注的態度及樂於分享的胸襟，不但使音樂成為生活的一部分、更在潛移默化中提昇自我人文素養。</p> | | | | |

| | | | |
|----------|---|------|---|
| 學習 表現 | <p>1- III-1 能透過聽唱、聽奏及讀譜，行歌唱及演奏，以表達情感</p> <p>1-III-5 能探索並使用音樂元素，進行簡易創作，表達自我的思想與情感。</p> <p>2-III-1 能使用適當的音樂語彙，描述各類音樂作品及唱奏表現，以分享美感經驗。</p> <p>2-III-4 能探索樂曲創作背景與生活的關聯，並表達自我觀點，以體認音樂的藝術價值。</p> <p>3-III-1 能參與、記錄各類藝術活動，進而覺察在地及全球藝術文化。</p> <p>3-III-2</p> | 核心素養 | <p>A 自主行動</p> <p><input checked="" type="checkbox"/> A1 身心素質與自我精進</p> <p><input type="checkbox"/> A2 系統思考與解決問題</p> <p><input type="checkbox"/> A3 規劃執行與創新應變</p> <p>B 溝通互動</p> <p><input checked="" type="checkbox"/> B1 符號運用與溝通表達</p> <p><input checked="" type="checkbox"/> B2 科技資訊與媒體素養</p> <p><input checked="" type="checkbox"/> B3 藝術涵養與美感素養</p> <p>C 社會參與</p> <p><input checked="" type="checkbox"/> C1 道德實踐與公民意識</p> <p><input checked="" type="checkbox"/> C2 人際關係與團隊合作</p> <p><input checked="" type="checkbox"/> C3 多元文化與國際理解</p> |
|----------|---|------|---|

| | | | |
|------|---|--|--|
| | <p>能了解藝術展演流程，並表現尊重、協調、溝通等能力。</p> <p>3-III-3</p> <p>能應用各種媒體蒐集藝文資訊與展演內容。</p> | | |
| 學習內容 | <p>音E-III-1</p> <p>多元形式歌曲，如：輪唱、合唱等。基礎歌唱技巧，如呼吸、共鳴</p> <p>音E-III-2</p> <p>樂器的分類、基礎演奏技巧，以及獨奏、齊奏與合奏等演奏形式</p> <p>音E-III-3</p> <p>音樂元素，如：曲調、調式等</p> <p>音E-III-4</p> <p>音樂符號與讀譜方式，如：音樂術語、唱名法</p> | | |

| | | | |
|--|--|--|--|
| | <p>等。記譜法，如：圖形譜、簡譜、五線譜等</p> <p>音A-III-1</p> <p>器樂曲與聲樂曲，如：各國民謠、本土與傳統音樂、古典與流行音樂等，以及樂曲之作曲家、演奏者、傳統藝師與創作背景</p> <p>音A-III-2</p> <p>相關音樂語彙，如曲調、調式等描述音樂元素之音樂術語，或相關之一般性用語。</p> <p>音A-III-3</p> <p>音樂美感原則，如：反覆、對比等</p> <p>音P-III-1</p> <p>音樂相關藝文活動。</p> <p>音P-III-2</p> <p>音樂與群體活動。</p> | | |
|--|--|--|--|

| | |
|-------------|--|
| 教材來源 | 康軒、自編 |
| 教學設備/ 資源 | 教學PPT、鋼琴、直笛、單槍、音響、交響樂編制圖、樂器圖卡、小白板、白板筆、CD、簡易節奏樂器 |
| 學習目標 | <ol style="list-style-type: none"> 1. 藉由歌唱及直笛演奏，理解體驗不同拍子(44beats、34beats、24beats、68beats、38beats)節奏。 2. 熟練直笛吹奏音域Do-high Me, G major #fa及F major bsi指法，並了解各音五線譜上line、space位置(如:line one -Mi;space one-fa; line two-sol; spase two-la) 3. 認識複習five-line staff、G clef、Sol-fa Name、Notation、C major、G major、F major 音階及調號，#升記號(sharp)、b降記號()、本位記號(natural)、time signature、bar/measure、slur.(圓滑線)、tie.(連結線)「V」(breath mark)、Repeat mark、phrase、D.C.反始記號 mp p pp mf f ff Syncopations(切分音) Ostinato(頑固伴奏)、Whole note(rest)、quarter note(rest)、eighth note(rest)、sixteenth note(rest) 4. 欣賞彼得與狼，辨識樂器-角色關係，樂器在交響樂團類別。 5. 認識交響樂團編制的樂器-弦樂樂器Stringed instruments、木管樂器woodwind instruments、銅管樂器brass instruments、打擊樂器percussion instruments。 6. 欣賞貝多芬第九號交響曲，引導學生認識西洋樂器。 7. 欣賞國樂團及女子十二樂坊演奏，認識各國樂器，比較兩種樂團演奏表演形式。 8. 樂器嘉年華單元，介紹西洋樂器介紹，展現各樂器特色的樂曲欣賞 9. 能聽懂音樂課程中的英語詞彙，並且以英語回應老師的課室用語。 |

課室用語(Classroom Language)

1. Please sing with me (the piano 、 music).Let's sing the song(notes).
2. Please take out (put away) your recorders (books). Play it. Please follow the CD and teacher's gesture.Open your mouth and breathe.
3. Play the recorder. Left hand up, Right hand down (**Right hand under the left hand**) Put your fingers on your recorder.
4. You must play softly,don't play too hard. Don't forget the fingering.
5. Please open your book and turn to page_____.
6. Please clap your hands. Follow my rhythm. I go first. You are next.
7. Please look at the blackboard
8. Please raise your hand.
9. Please repeat after me.
10. Try it. Try again. One more time.
11. Listen carefully. Pay attention. Be quiet. Answer the question. Louder , please
12. Discuss in groups of two (four)
13. What instruments are in the string family?
14. Share your feelings.
15. Today we are going to learn a song-----
16. Please practice on the white board.
17. How many beats? What' s the key?
18. You' ll be divided into two groups to sing in the form of Canon.Team A and Team B, Look at me(手勢)
19. Please draw the note(rest) family (Five-line staff. G clef.C major scale. Sol-fa Name.)on the whiteboard.
20. Please answer the question.
21. Can you sing(play)this phrase (whit recorder)

22. I want to test you group(one) by group(one).
23. Please play solo , and the rest of you play tutti.
24. Group 1 play the recorder , Group 2 sing and play the hand bell(triangle , wood block)
25. Let' s have two (three or four) ensembles. Let' s play together. Now, take turns. It' s really good.
26. 4/4 time is four beats in each bar and each beat is quarter note.
27. Every two(three, four) bars is a phrase. This song has eight(10 , 12) phrases.
28. You play the recorder and I play the piano with you.
29. What' s the Sol-fa name on the line 3 of the staff?
30. Let' s play the whole song from the beginning to the end.
- 31.T: How do you feel about the music?S: This music makes me _____

詞彙索引(Words Index)

sing, play, recorder, listen, music, symphony, orchestra, song, staff, string, note, beats, rest, accompaniment, key, violin, piano, treble clef, CD , five-line staff , G clef., rhythm, Sol-fa Name, Notation, Repeat, time signature(meter). Four-four time, beats, phrase, recorder, fingering, piano, clap, **Note Family**, whole, Half, Quarter, eighth, sixteenth, **Rest Family**, bar line, great double bar, phrase 「 V 」
 breath mark-Up-bow , Repeat mark, Symphony, String Family , French Horn , Flute , Bassoon , Timpani, orchestra, Stringed instruments, woodwind instruments, brass instruments and percussion instruments, Violin, viola, cello , double bass.
 Piccolo , Flute , Clarinet , Oboe , Cor Anglais , Bassoon , **Bass Tenor Alto Soprano Sopranino Piccolo** ,
 Excited Comfortable Relaxed Nervous Sad Peaceful Scared Happy
 Ostinato ,

| | | |
|--|--|---|
| <p>T: Please look at the blackboard These are five-line staff and G clef. This is time signature(meter). Four-four time. Scaland Sol-fa Name , Do Re Mi Fa Sol La Si Do , They are on line or in space , Notation C D E F G A B C</p> <p>T: Please practice on the white board.</p> <p>4. 靜夜星空教唱 10”</p> <p>T: Today we are going to learn a song, 靜夜星空. Please open the book turn to page 154 How many beats? What’s the key?</p> <p>S: Forty-four time and C major.</p> <p>T: Nice! You’re right!</p> <p>T: Please sing with the piano</p> <p>二、笛聲飛揚 10”</p> <p>1. 愛的吹吹-運舌及指法複習，音域:Baby Do---Mommy Do 2. 雪舞-隨老師手勢吹奏，配合CD伴奏</p> <p>T: Please take out your recorder.</p> <p>T: Left hand up, Right hand down (Right hand under the left hand) Put your fingers on your recorder. Repeat after to me. Baby Do---Mommy Do指法的唸謠 以「Tu」運舌練習，指法(音域Baby Do—Mommy Do) I am first and please follow me.</p> | <p>小白板</p> <p>鋼琴</p> <p>直笛</p> <p>CD</p> | <p>能正確畫出五線譜、高音譜記號、拍號 音階</p> <p>能正確標出唱名及音名</p> <p>能回答Forty-four time and C major</p> <p>正確運指及運舌 正確辨識音高</p> <p>能專注老師手勢Si La Sol，配合CD</p> |
|--|--|---|

雪舞-Si La Sol 配合CD

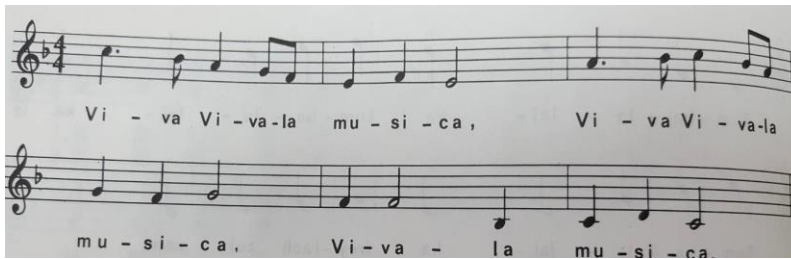
T: Play the recorder with the music. Please look at me(手勢)

第二節--

一、暖「聲」活動

5”

1.Vivalamusica-101 Rounds For Singing



T: Please sing with me. “Vi va Vi va la mu si ca”

2. 五線譜、高音譜記號、拍號、音階、唱名、音名 10”

T: Please repeat after me (五線譜唸謠配合手勢)

T: Please look at the blackboard

These are five-line staff and G clef.

This is time signature(meter). Four-four time.

Scaland Sol-fa Name , Do Re Mi Fa Sol La Si Do ,

They are on line or in space ,

Notation C D E F G A B C

T: Please practice on the white board.

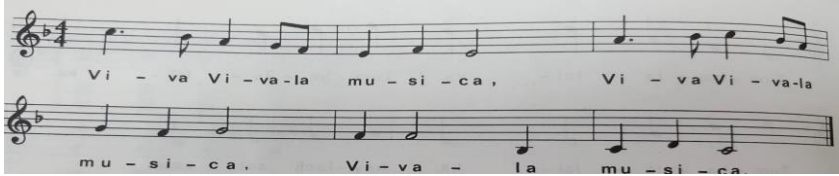
教學譜例

學生能在無伴奏，優美正確唱三樂句

黑板繪製

能正確畫出五線譜、高音譜記號、拍號 音階

能正確標出唱名及音名

| | | |
|---|----------------------|---|
| <p>3. 複習靜夜星空 10” 鐘聲教唱</p> <p>T: Please open book and turn to page 154 Let's review the song “靜夜星空”. Listen to the piano. Ok? T: Today, I'll teach a new song, 鐘聲. Please turn to page 13 and sing with the piano.</p> <p>二、笛聲飛揚 15”</p> <p>1. 愛的吹吹-運舌(tu tu tu)運指基本練習，變化節奏及音高 音域:Baby Do---Mommy Re</p> <p>2. 雪舞-依老師手勢 Si La Sol 配合CD伴奏吹奏，♪運指</p> <p>T: Please take out your recorder. Left hand up, Right hand down(Right hand under the left hand) Repeat after to me. Play it. Please follow the CD and teacher's gesture. S: No problem.</p> | <p>學習單</p> <p>直笛</p> | <p>正確運指及運舌 正確辨識音高</p> <p>能專注老師手勢Si La Sol，配合CD ♪ <u>sol si la si</u> 運指正確</p> |
| <p style="text-align: center;">第三節</p> <p>一、暖「聲」活動 5”</p> <p>1. Vivalamusica-101 Rounds For Singing</p>  | | |

隨老師複習輕唱數次，頭聲發聲，由高音至低音
小朋友分AB兩組，美聲唱法，三樂句，卡農型式，感受和聲之美

T: Please sing with me.

You'll be divided into two groups to sing in the form of Canon.

Team A and Team B, Look at me(手勢)

3. 五線譜、高音譜記號、拍號、音階、唱名、音名複習 5”

T: Please look at the blackboard,

These are five-line staff and G clef.

This is the Time signature(meter), Four-four time.

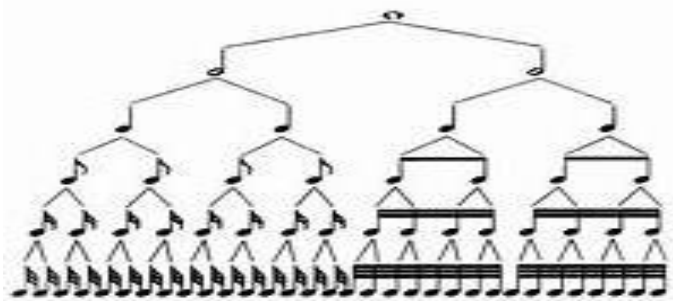
Scaland Sol-fa Name, Do Re Mi Fa Sol La Si Do ,

They are on line or in space,

Notation C D E F G A B C

4. 音符家族:名稱、拍數及其關係 10”

Note Family



T: Today I will introduce the Note Family

能完整唱全曲

能依老師手勢，分組正確音高輪唱

溫故知新，能辨識中英文

能正確說出五線譜、高音譜記號、拍號 音階

能正確標出唱名及音名

Note Family

全音符 whole

二分音符 Half

四分音符 Quarter

八分音符 eighth

十六分音符 sixteenth

溫故知新，並增加音符英文名稱

能了解音符家族中英文名稱及拍數

黑板繪製

| | | |
|---|--------------------------------|--|
| <p>This is a whole note, half note, quarter note, eighth note and sixteenth note Among 44 beats, 4 beats, 2 beats, 1 beat and half beat Please draw the note family on the whiteboard.</p> <p>3. 複習靜夜星空、鐘聲 10” 師問:鐘聲曲中出現幾分休止符? 茉莉花教唱 五聲音階(Do Re Mi Sol La), 傳唱國際的中國民謠 T: Let's review the songs “靜夜星空”and “鐘聲“. Listen to the piano. Ok? 鐘聲曲中出現幾分休止符? T: Today, I'll teach a new song,茉莉花. Please sing with the piano.</p> <p>二、笛聲飛揚 10” 1. 愛的吹吹, 運舌(tu)運指基本練習 音域:Baby Do---Mommy Re T: Please take out your recorder. T: Right hand under the left hand. Put your fingers on your recorder T: Follow my rhythm. Repeat after to me.</p> <p>2. 雪舞複習 依老師手勢Si La Sol 吹奏 配合CD伴奏吹奏 Play it. Please follow the CD and teacher's gesture.</p> | <p>學習單</p> <p>鋼琴</p> <p>直笛</p> | <p>能完成學習單, 繪休止符及寫英文名稱</p> <p>能正確熟唱全曲</p> <p>能中或英文回答四分休止符quarter rest及八分休止符eighth rest</p> <p>能依老師節奏、音高, 正確吹奏</p> <p>能依老師手勢, 配合CD吹奏全曲</p> |
|---|--------------------------------|--|

3. 複習快樂頌 G major four-four time(五年級課程)

師唱(奏):Si Si Do Re Re Do Si La 生習奏:-----
 師唱(奏):Sol Sol La Si Si La La 生習奏:-----
 師唱(奏):Si Si Do Re Re Do Si La 生習奏:-----
 師唱(奏):Sol Sol La Si La Sol Sol 生習奏:-----
 師唱(奏):La La Si Sol La Si Do Si Sol 生習奏:-----
 師唱(奏):La Si Do Si La Sol La Re 生習奏:-----
 師唱(奏):Si- Si Do Re Re Do Si La 生習奏:-----
 師唱(奏):Sol Sol La Si La Sol Sol 生習奏:-----

三次習奏，全曲吹奏

師擊康加鼓配合

T: Please take out your recorder and play the song,
 快樂頌 with the teacher.

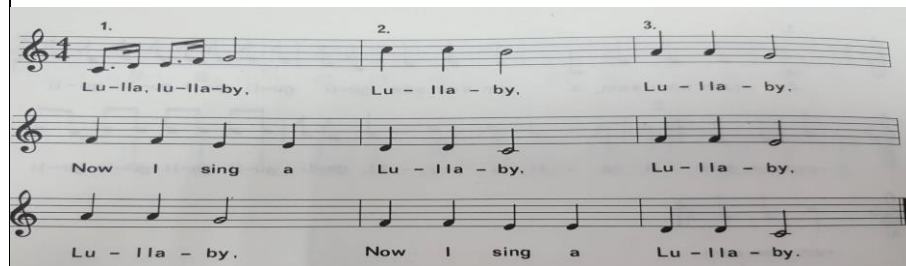
T: 快樂頌-Beethoven 第9號交響曲

第四節

一、暖「聲」活動

5”

1. Lullaby- 101 Rounds For Singing



CD

能依老師唱譜吹奏，其次重複老師旋律吹奏，進而全曲演奏且配合康加鼓

手鼓



T: Comparison of notes and rests.
 whole rest, half rest, quarter rest, eighth rest and sixteenth rest.
 whole note, half note, quarter note, eighth note and sixteenth note
 Draw a rest in the staff.

二、笛聲飛揚

10”

1. 愛的吹吹

運舌(tu)運指基本練習

音域:Baby Do---Mommy Re

2. 複習快樂頌 G Key

鋼琴伴奏 康加鼓 兩種感受

T: Please take out the recorder. And play with the teacher

T: I will play the piano of 快樂頌 and mambo drum.

Let's play the recorders with music.

第五節

一、暖「聲」活動

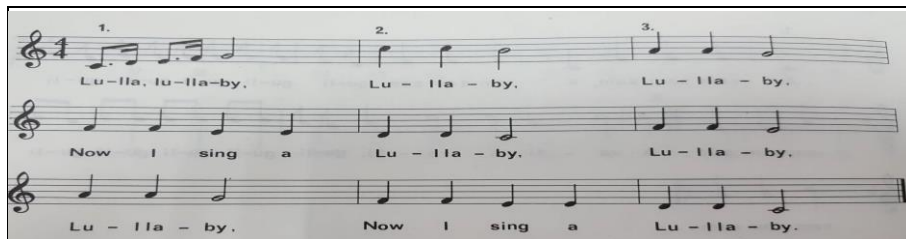
10”

1. Lullaby- 101 Rounds For Singing

康加鼓

| | |
|---------|----------------|
| 全音休止符 | whole rest |
| 二分音休止符 | half rest |
| 四分音休止符 | quarter rest |
| 八分音休止符 | eighth rest |
| 十六分音休止符 | sixteenth rest |

能感受鋼琴及康加鼓伴奏



複習全曲

卡農，先分AB組，依序1-2唱，感受和聲之美

T: Please sing the song, Lu-lla-by, with me.

You'll be divided into three groups to sing in the form of Canon.

2. 溫故知新 (1)Staff & Music phrase 10"

Five-line staff/ G clef/time signature 4/4 time four-four time/bar/bar line/phrase/V(Up-bow)/Repeat mark
4/4 time is four beats in each bar and each beat is a quarter note.

以Proud of You歌曲為例說明Staff & Music phrase

(2)音符和休止符對照



T: Comparison of notes and rests.

whole rest, half rest, quarter rest, eighth rest and sixteenth rest.

黑板繪製譜例

學習單

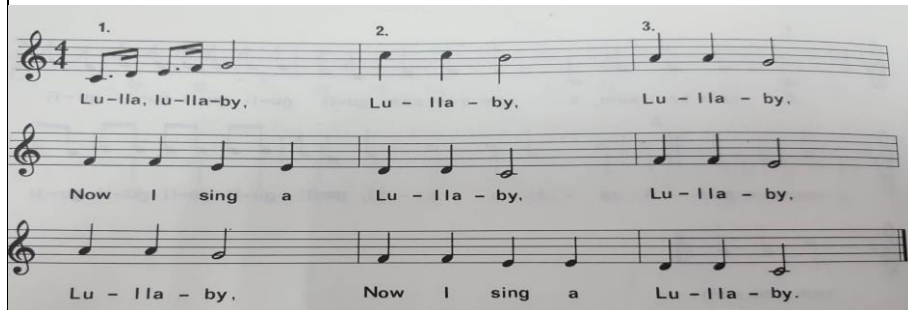
分AB兩組輪唱，學生該組能正確唱。

溫故知新Staff & Music phrase

譜例

| | |
|--------|----------------|
| 全音休止符 | whole rest |
| 二分休止符 | half rest |
| 四分休止符 | quarter rest |
| 八分休止符 | eighth rest |
| 十六分休止符 | sixteenth rest |

1. Lullaby- 101 Rounds For Singing



複習全曲

卡農，先分ABC組，依序1-2-3唱，感受和聲之美

T: Please sing the song, Lu-lla-by, with me.

You'll be divided into three groups to sing in the form of Canon.

2. 溫故知新五線譜、唱名(固定唱名)、音名 10"

調性辨識:C G F (舉例課本內曲子辨識調性)

Do Re Mi Fa Sol La Si Do 唱名

C D E F G A B C 音名

T: What is this? Five live staff

T: What am I drawing? G clef (treble clef)

T: Nice! What are these signs? (Sol-fa Name)

S: Do Re Mi Fa Sol La Si Do.

T: Well... This is a roll call. It has another name.

C D E F G A B C Phonetic name.

手鼓

黑板繪製
following
notation

鋼琴

學習單P164

| | | |
|--|-----------------------------|---------------------------------|
| <p>Please practice it on the whiteboard.</p> <p>S: Yes, teacher.</p> <p>3. 複習鐘聲、靜夜星空、茉莉花、但願人長久 10”</p> <p>T: Please sing with the piano 教唱 啊，牧場上綠油油</p> <p>(1)調性、拍號、樂句及D. C. 符號(Fine) mp p pp mf f ff</p> <p>T: How many beats? What’s the key?</p> <p>D. C. 反始記號 從頭Repeat到Fine over mp p pp mf f ff</p> <p>(2)切分音Syncopations教學</p> <p>T:Please clap your hand.Repeat after me. Follow my rhythm.I go first. You are next.</p> <p>T:How many “Syncopations” are there in the song?</p> <p>(3)和著節奏念歌詞</p> <p>T:Let’ s read</p> <p>(4)隨琴一樂句一樂句輕唱</p> <p>Let’ s start from the beginning. Repeat after the piano. At last, Let’ s sing the song ,with the piano</p> <p>二、笛聲飛揚 10”</p> <p>1. 愛的吹吹 運舌(tu)運指基本練習 音域:Baby Do---Mommy Re</p> <p>2. 複習快樂頌 G Key (happy song)</p> | <p>直笛</p> <p>鋼琴 康加鼓</p> | <p>學生能聽懂“Syncopations” 正確回答</p> |
|--|-----------------------------|---------------------------------|

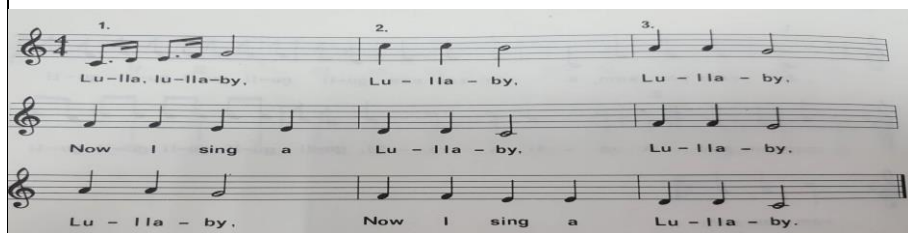
| | | |
|---|-----------------------------------|--|
| <p>鋼琴伴奏 康加鼓</p> <p>3. 天空之城 Mommy Mi #fa指法 #sol指法 簡譜視奏</p> <p>T: Please take out the recorder and play with the teacher. Please play the happy song with the piano.</p> <p>S: (Play the recorder.)</p> <p>T: Very good. Now with Mambo. New song, Mommy Mi #fa指法 #sol fingering. 第七節</p> <p>一、暖「聲」活動 15”</p> <p>1. 兩隻老虎習唱 Singing Practice of 兩隻老虎</p> <p>2. 輪唱 Alternation of Singing</p> <p>3. 頑固伴奏</p> <p>4. 啊，牧場上綠油油</p> <p>二、笛聲飛揚 10”</p> <p>1. 天空之城(Castle in the Sky) Mommy Mi #fa指法 #sol指法 簡譜視奏</p> <p>Please take out the recorder and play with the teacher. Please play the 天空之城(Castle in the Sky) with the piano. Very good.</p> <p>三、樂器嘉年華 15”</p> <p>1. 歌劇 opera</p> <p>2. 莫扎特-魔笛Mozart-Magic flute</p> | <p>影片欣賞</p> <p>直笛</p> <p>影片欣賞</p> | <p>完成學習單P161</p> <p>認識歌劇-Mozart-Magic flute 欣賞捕鳥人詠唱調</p> |
|---|-----------------------------------|--|

3. 欣賞-詠唱調夜后【復仇的火焰】
Aria-Queen of the Night- Flame of Vengeance

第八節

一、暖「聲」活動

1. Lullaby- 101 Rounds For Singing 10”



複習全曲

卡農，先分AB組，依序1-2唱；再分ABC組，依序1-2-3唱
感受和聲之美

T: Please sing the song, Lu-lla-by, with me.

You'll be divided into three groups to sing in the form of
Canon.

S: (Sing the song.)

2. Proud of You 第一段教唱 10”

(1)和著節奏念歌詞

(2)隨琴一樂句一樂句輕唱

二、笛聲飛揚

1. 複習天空之城 10”

影片欣賞

手鼓

鋼琴

夜后-Mary Elizabeth Bowden, Queen
of the Night, Der Hölle

Rache, Mozart

| | | |
|---|-----------------------|--|
| <p>Please take out the recorder and play with the teacher. Please play the 天空之城(Castle in the Sky) with the piano. Very good.</p> <p>三、音樂嘉年華 10”</p> <ol style="list-style-type: none"> 歌劇-杜蘭朵公主 義大利歌劇作曲家-浦契尼(Puccini Giacomo, 1858-1924) Please turn to page 130(與藝術家有約) 詠唱調欣賞-公主徹夜未眠(王子) Aria- prince - The princess stayed up all night | <p>直笛</p> <p>影片欣賞</p> | <p>歌劇認識- Puccini Giacomo 杜蘭朵公主</p> <p>欣賞詠唱調-公主徹夜未眠</p> |
| <p style="text-align: center;">第九節</p> <p>一、暖「聲」活動 15”</p> <ol style="list-style-type: none"> 複習舊歌 Review of Songs Proud of You 第二段教唱 Singing Teaching of the second paragraph of Proud of You | <p>鋼琴</p> | |
| <p>二、笛聲飛揚 10”</p> <ol style="list-style-type: none"> 基本練習 Basic Practice 複習快樂頌、天空之城 Review of 天空之城 and 快樂頌 | <p>直笛</p> | |
| <p>三、音樂嘉年華 15</p> <ol style="list-style-type: none"> 音樂劇在台灣 Musicals in Taiwan 「四月望雨」-音樂家鄧雨賢一生故事 | <p>教學PPT</p> | |

| | | |
|---|--|-----------------|
| <p style="text-align: center;">四月望雨, the story of Musician, 鄧雨賢</p> <p style="text-align: center;">第十節</p> <p>一、暖「聲」活動 10”</p> <p>1. 複習舊歌 Review of Songs</p> <p>2. Proud of You 第三段</p> <p style="padding-left: 20px;">The third paragraph of Proud of You</p> <p>二、笛聲飛揚 10”</p> <p>1. 複習天空之城、快樂頌</p> <p style="padding-left: 20px;">Review of 天空之城 and 快樂頌</p> <p>三、音樂嘉年華 20”</p> <p>1. 音樂劇在台灣 Musicals in Taiwan</p> <p>2. 「四月望雨」-音樂家鄧雨賢一生故事</p> <p style="padding-left: 20px;">四月望雨, the story of Musician, 鄧雨賢</p> <p>3. 欣賞-四季紅、月夜愁、望春風、雨夜花</p> <p style="padding-left: 20px;">Music Appreciation of 四季紅、月夜愁、望春風、雨夜花</p> <p style="text-align: center;">第十一節</p> <p>一、暖「聲」活動 10”</p> <p>1. Lullaby- 101 Rounds For Singing</p> <p>2. 複習舊歌 Review of Songs</p> <p>3. Proud of You 配合伴唱音樂(卡拉OK)</p> <p style="padding-left: 20px;">Proud of you with background music (Karaoke)</p> <p>二、笛聲飛揚 15”</p> | <p>影片欣賞</p> <p>鋼琴</p> <p>直笛</p> <p>教學PPT</p> <p>影片欣賞</p> | <p>完成學習單162</p> |
|---|--|-----------------|

| | | |
|---|------------------|---|
| <p>1. 複習快樂頌、天空之城 Review of 快樂頌 and 天空之城</p> <p>2. 永遠同在前半段 F major 降si指法 標簡譜 F major from the former half of 永遠同在, the fingering of flat Si Marking of the numbered musical notation</p> | | |
| <p>三、音樂嘉年華 15”</p> <p>1. 介紹宮崎駿的魔法世界 Introduction of the Magic world of 宮崎駿</p> <p>2. 久石讓介紹</p> <p>3. 樂曲欣賞:龍貓、神隱少女、天空之城、霍爾的移動城堡</p> | <p>影片欣賞</p> | <p>宮崎駿-日本動畫 久石讓作曲-龍貓、神隱少女、天空之城、霍爾的移動城堡</p> |
| <p>第十二節</p> | | |
| <p>一、暖「聲」活動 15”</p> <p>1. Proud of You</p> <p>2. 68拍子教學</p> <p>3. 採蓮謠習唱 68拍子 Singing practice of 採蓮謠, six-eight time Teaching of six-eight time</p> | <p>譜例 鋼琴</p> | <p>Proud of You三人一組，唱給外師或英語老師欣賞 能分辨44拍及68拍 歌曲熟唱</p> |
| <p>二、笛聲飛揚 10”</p> <p>1. 基本練習 Basic Practice</p> <p>2. 永遠同在後半段F major 降si指法</p> | <p>直笛</p> | |

F major from the latter half of 永遠同在,
the fingering of flat Si

三、音樂嘉年華 15”

1. 彼得與狼-弦樂家族、法國號、長笛、巴松、定音鼓

T: Do you know the musical instruments in Peter and the Wolf?

T: String Family、French Horn、Flute、Bassoon、Timpani

2. 欣賞彼得與狼，辨識樂器-角色

例如：彼得-弦樂家族String Family

爺爺-巴松 Bassoon

狼 -法國號 French Horn

第十三節

一、暖「聲」活動 10”

1. 44拍及68拍 擊拍辨識及練習 four-four and six-eight time, identification of beating and practice

2. Proud of You 採蓮謠

3. 燈塔欣賞

二、笛聲飛揚 10”

1. 基本練習 Basic Practice

2. 複習永遠同在 Review of 永遠同在 天空之城

三、歌曲評量： 20”

鐘聲、茉莉花、但願人長久、啊!牧場上綠油油、靜夜星空、採蓮謠，one bye one 抽一首test

教學PPT

鋼琴

直笛

彼得與狼



能辨識樂器代表的角色

能回答歌曲調號及拍號

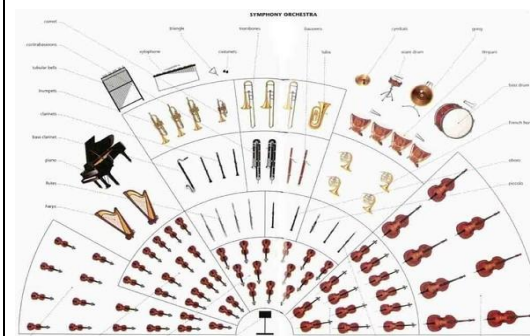
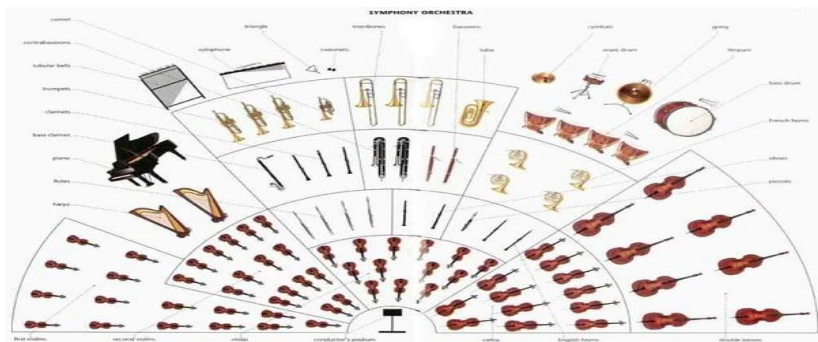
完成學習單P168

| | | |
|---|--|--|
| <p style="text-align: center;">第十四節</p> <p>一、暖「聲」活動 10”</p> <ol style="list-style-type: none"> 1. Lullaby- 101 Rounds For Singing 2. 節奏遊戲 Game of Tempo 3. Proud of You 採蓮謠 <p>二、笛聲飛揚 10”</p> <ol style="list-style-type: none"> 1. 基本練習 Basic Practice 2. 天空之城、永遠同在 3. 燈塔 簡譜 68拍 Cmajor The numbered musical notation of 燈塔, six-eight time and C major <p>三、音樂嘉年華 20”</p> <ol style="list-style-type: none"> 1. 交響曲 交響曲 (Symphony) 是、的樂曲型式，是包含多個樂章的大型管弦樂曲，一般是為管弦樂團創作， T: Do you know “symphony”? T: Today I will introduce “symphony”. T: It is an extended musical composition in Western classical music. Most of them were often written by composers of orchestras. Some symphonies also contain vocal parts (e.g., Beethoven's Ninth Symphony). 2. 交響樂團編制圖-有哪些樂器 弦樂器、木管樂器、銅管樂器及打擊樂器， | <p>手鼓</p> <p>鋼琴</p> <p>直笛</p> <p>教學PPT</p> | <p>能回答曲子的拍號及調號</p> <p>交響曲 (Symphony) 是古典音樂的樂曲型式，是包含多個樂章的大型管弦樂曲，一般是為管弦樂團創作，編制在30至100人之間。交響曲多半會有四個樂章，第一樂章是奏鳴曲式。交響曲會有包括所有樂器的大譜表。而各樂器演奏家會有隻對應各自樂器的樂譜。有些交響曲會包括人聲 (例如貝多芬的<u>第9號交響曲</u>)。</p> |
|---|--|--|

T: What kind of instruments are in the orchestra?

Stringed instruments, woodwind instruments, brass instruments and percussion instruments,

T: Great! Please look at this picture.



師問Stringed instruments-Violin在樂團位置，學生聽懂並指出

第十五節

一、暖「聲」活動

10”

1. 複習Proud of You、採蓮謠

Let's review Proud of You and 採蓮謠

2. 我願意山居 G major 68拍 弱起拍子

68拍節奏教學

我願意山居 C major six-eight time upbeat

Teaching for the tempo of the six-eight time

二、笛聲飛揚

10”


1. 基本練習 Basic Practice

鋼琴

熟唱歌曲

能回答曲子的拍號及調號

直笛

| | | |
|---|---|---|
| <p>2. 燈塔教學68拍 Cmajor Teaching of 燈塔, six-eight time and C major.</p> <p>三、樂器嘉年華 20”</p> <p>1. 貝多芬<u>第9號交響曲</u>(合唱交響曲)欣賞影片 *先觀賞聆聽,「藝術源於生活,應用於生活」-交響樂團走入廣場,全民同樂,合唱交響曲異於其他交響曲 觀察樂器出現,並在小白板書寫 請同學發表:我欣賞貝多芬<u>第9號交響曲</u> 我覺得_____ , 並認識了_____ (樂器)</p> <p>T: Today we'll concentrate on Beethoven's Symphony No. 9 (Symphony played) Please write the instruments you see on the small whiteboard.</p> <p>S: Ok!</p> <p>T: How do you feel about the music?</p> <p>S: This music makes me _____</p> <p>Excited 興奮 Comfortable 舒服 Relaxed 放鬆 Nervous 緊張 Sad 難過 Peaceful 平靜 Scared 恐懼 Happy 快樂</p> <p>第十六節</p> <p>一、暖「聲」活動 10”</p> <p>1. Lullaby- 101 Rounds For Singing 2. 海洋 C major 44拍</p> | <p>貝多芬<u>第9號交響曲</u> 欣賞影片</p> <p>影片欣賞</p> <p>小白板</p> <p>鋼琴</p> | <p>能回答曲子的拍號及調號</p>  <p>能表達欣賞貝多芬<u>第9號交響曲</u>後感受 由影片觀察寫出5項管絃樂器以上,</p> <p>學生發表</p> <p>能回答歌曲調號及拍號</p> |
|---|---|---|

第十七節

一、暖「聲」活動 10”

- 1. Vivaldi musica-101 Rounds For Singing
- 2. 複習海洋、採蓮謠、我願意山居、Proud of You

Let's review 海洋, 採蓮謠, 我願意山居, and Proud of You

二、笛聲飛揚 10”

- 1. 基本練習 Basic Practice
- 2. 燈塔 68拍 Cmajor 燈塔, six-eight time and C major

三、樂器嘉年華 20”

(1) 吹管樂器: 笛、簫、笙、嗩吶



(2) 打擊樂器: 鼓、鑼、鈸、木魚、梆子



影片欣賞

手鼓
鋼琴

直笛

| | | |
|---|-------------|--|
| <p>(3)國樂欣賞 (1)中華國樂團 《花好月圓》 指揮／黃光佑老師 (2)女子十二樂坊-自由、奇蹟、輝煌 第十八節</p> <p>一、教學回饋問卷 10” 三、欣賞-踢踏舞(火焰之舞) 30”</p> <ol style="list-style-type: none"> 1. 小天使直笛表演(樂器) 1” 2. 舞王踢踏獨舞(觀察舞台及舞者魅力) 1” 3. 在彩虹上跳舞(舞者衣服色彩) 1” 4. 雙小提琴演奏(古典加流行) 1” 5. 指揮官(男舞者踢踏舞) 3” 6. 祭司(無伴奏男聲合唱) 2” 7. 地域廚房(擊拍節奏律動-踢踏、手擊地、擊膝、掌聲、人聲) 3” 8. 決鬥(男舞者踢踏舞) 3” 9. 勝利(舞者踢踏舞) 1” 10. 火焰之舞(舞王獨舞) 2” 11. 愛爾蘭行星 7” <p>T: How do you feel about the music?S: This music makes me _____</p> <p>Excited 興奮 Comfortable 舒服 Relaxed 放鬆 Nervous 緊張 Sad 難過 Peaceful 平靜 Scared 恐懼 Happy 快樂</p> <p>本學期課程結束</p> | <p>影片欣賞</p> | <p>學生發表欣賞傳統國樂團及女子十二樂坊表演形何不同?曲目感受如何?</p> <p>填寫回饋問卷</p> <p>學生發表欣賞完感受</p> |
|---|-------------|--|

