



1090319-20

線上音樂課

CHINESE MUSICAL  
INSTRUMENT

嘉大附小六年級音樂沉浸式英語

陳佳萍 方瑞貞 張麗勤 江嘉玲



# INTRODUCE

- 配合防疫進行線上音樂課模擬。
- 製作整堂課教學PPT，並插入音樂資源。
- 運用APOWERSOFT螢幕錄影軟體將整堂課PPT錄製成影片。
- 音樂課帶領學生模擬線上上課。
- 運用學校儲存雲上傳學習成果。



# 事先製作整堂課PPT

1090319-20六年級線上音樂課 嘉大附小陳佳萍2 - PowerPoint

檔案 常用 插入 設計 切換 動畫 投影片放映 校閱 檢視

剪下 複製 貼上 複製格式 新增投影片 版面配置 重設 窗格 投影片 字型 段落 繪圖 快速樣式 國家旗幟 圖案外框 圖案效果 尋找 取代 選擇

1 1090319-20線上音樂課

2 Play the recorder

3 Sing together

4 準備一張白紙  
•畫出12個答案格  
•角落寫上班級座號姓名

5 Q1. What's the key? F Major

6 Q2. Why? • The last note is Fa. • Flat B(降B)

7 Play the recorder

8 Q3. What's the key? a Minor

9 Q4. Why? • The last note is La. • No sharp/ No flat

10 Sing song (page 16)

11 Sing the song

12 Q5. What's the key? G Major

13 Q6. Why? • The last note is Sol. • Fa sharp (升記號Fa)

14 "Go Drink Some Water!"  
Take A Break!

15 Purple Book page 4  
Read together.

16 Q7. How many musical instruments are there on this page? Four.

17

18 Q8. Which musical instrument do you like most?

19 Musical Feeling Table  
• Let's read together.

20 Q9. The song gives me a/an ( ) feeling.

21 Q10. Listen. How many beats do you hear?

22 Q11. Listen. How many beats do you hear?

23 Q12. Write the name of the song. (瑤族舞曲) Dance of the Yao Tribe

24 聆聽音樂第一堂課  
• 聽你的音樂紙帶跟  
• 讀與聽的紀念冊小節或詞小節上畫  
• 上傳到美術的繪畫書  
• 4. 樂文存檔時記得寫上班級座號姓名  
<http://140.130.211.2:8000/share/8x3593>

25 部分作業  
• 口說練習錄影  
• The song gives me a/an ( ) feeling.  
<http://140.130.211.2:8000/share/8x3593>

投影片 25 / 25 中文 (台灣) 66%

網址 下午 04:16 2020/3/23



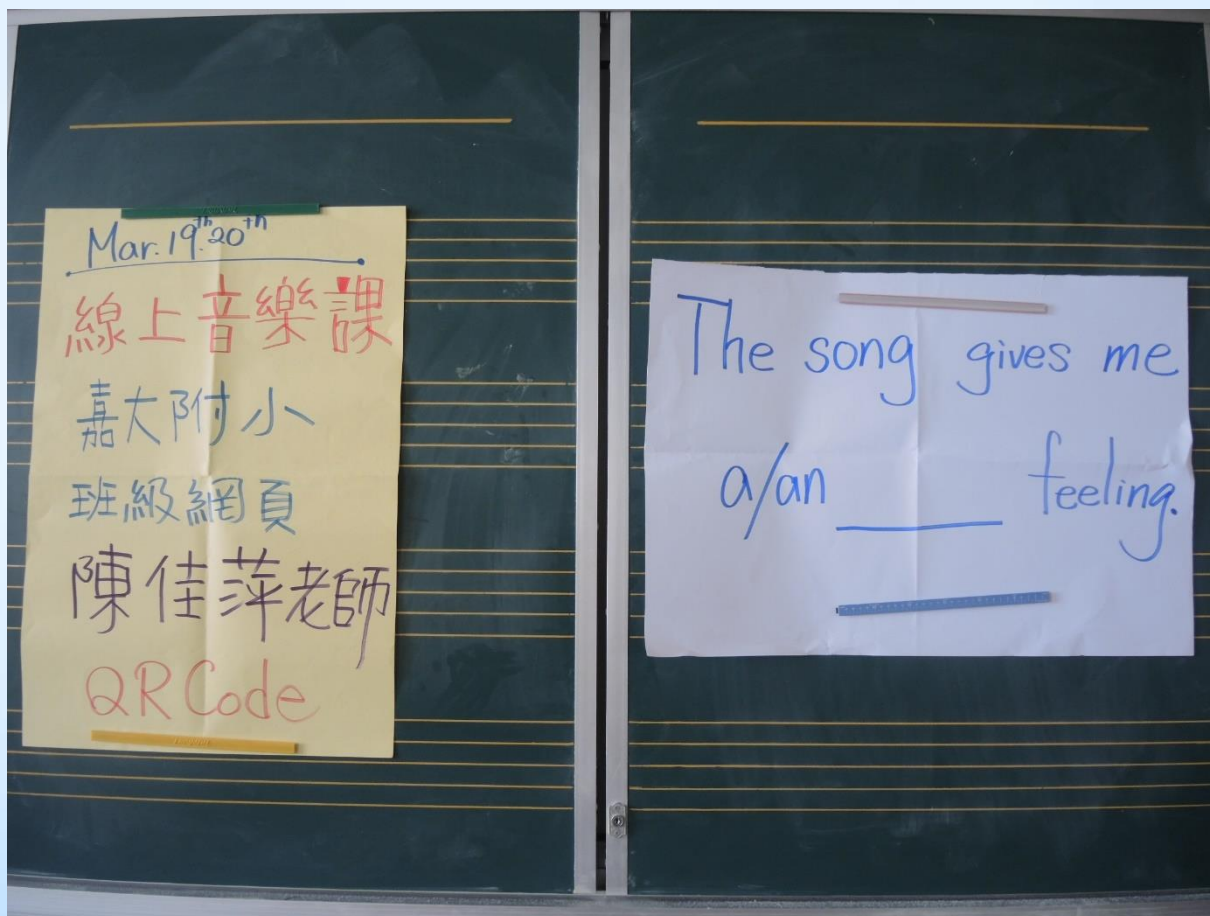
# 使用線上螢幕錄影工具



The screenshot displays the Apowersoft website for its online screen recording tool. The browser's address bar shows the URL `apowersoft.tw/free-online-screen-recorder`. The website features a dark blue background with a woman's face in profile. The main heading is "線上螢幕錄影" (Online Screen Recording) with the tagline "隨心所欲，一鍵錄製！" (Record as you wish, one-click recording!). Below this, there are two prominent buttons: a purple "開始錄製" (Start Recording) button and a white "下載用戶端" (Download Client) button. A row of social media icons (Facebook, Twitter, LinkedIn) is on the left, and a row of service icons (Search, Like, API, Mobile, Chat) is at the bottom. The Windows taskbar at the bottom shows the system clock as 4:17 PM on 2020/3/23.



# 課堂模擬線上音樂課



# 進入老師的班級網頁上課


●歡迎使用跑馬燈服務!

歡迎蒞臨陳佳萍老師的教學網頁

線上音樂課1090319-20


[https://drive.google.com/file/d/1kqhNrEBR0Yw5Ay2NDQuCzqvYZp1e\\_y-/view?usp=sharing](https://drive.google.com/file/d/1kqhNrEBR0Yw5Ay2NDQuCzqvYZp1e_y-/view?usp=sharing)

掃描下面QR CODE即可開始上課



3/19-20繳交作業<http://140.130.211.2:5000/sharing/8a5SlogTq>

掃描下面QR CODE即可繳交作業



請在3/21前完成作業上傳

電子郵件信箱

登出

陳佳萍管理者您好,

網站設定

使用說明

佳萍教專123

- 個人簡介

音樂教學123

- 音樂教學資源
- 音樂教學紀錄
- 音樂社群
- 附小名曲
- 班級經營
- 音樂教案
- 音樂新聞報
- 數位策展
- 沉浸式英語
- 沉浸式英語社群

專業成長

容語生活學校

- 教學資源與紀錄
- 客家活動相片
- 客家教學影音
- 客家數位閱讀上

教學相片

- 108學年度
- 107學年度
- 106學年度
- 105學年度
- 104學年度
- 103學年度

教學影音

- 音樂學習影音
- 音樂社群

走讀森鐵邁向世遺

- 教學計劃與參考資源
- 教學紀錄

四年級音(1).docx

四年級音(2).docx

0000001256-smil....zip



# 跟著影片練習演奏與演唱

drive.google.com/file/d/1kqhNrEBR0Yw5Ay2NDQuCzqwVZp1e\_y-View

線上音樂課 嘉大附小陳佳萍0319-20.mp4

new song (page 16)

隱形的紀念

Toshiko Osaka

5 5 3 7 6 5 5 4 5 7 5 5 3 2 7 5 6 5 5 2 7 6 5 5 6 5 7 5 7 5

2 7 4 5 3 5 6 7 6 5 6 6 7 2 7 6 5 4 7 5 3 5 4 7 2 5 5 3 5 6

6 4 4 7 3 1 7 2 5 2 3 3 5 3 2 5 3 4 6 5 5 3 3 2 7 5 4 7 5 3 5

2 7 2 6 7 3 7 6 5 5 3 2 7 5 4 7 5 3 5 7 6 5 5 5 3 2 6 5 5 5 4 5

repeat

上午 10:31  
2020/3/20



# 直笛練習







# 跟著影片回答問題

The monitor displays a video player interface. The video content is a slide with the following elements:

- Top Left:** An image of a Hujia (胡笳), a wind instrument. Below it, the text reads: 胡笳 Hujia 吹管樂器 Wind Instrument.
- Top Right:** An image of a Sheng (笙), a wind instrument. Below it, the text reads: 笙 Sheng 吹管樂器 Wind Instrument.
- Bottom Left:** An image of a Guqin (Chinese Zither), a plucked string instrument. Below it, the text reads: 古箏 Chinese Zither 彈撥樂器 Plucked String Instrument.
- Bottom Right:** An image of a Pipa (琵琶), a plucked string instrument. Below it, the text reads: 琵琶 Pipa 彈撥樂器 Plucked String Instrument.
- Right Side:** A question: "Q7 How many musical instruments are there on this page?"

The video player interface includes a browser address bar at the top showing a Google Drive link, a title bar with "線上音樂課 嘉大附小陳佳萍0319-20.mp4", and a Windows taskbar at the bottom with the date and time "上午 10:39 2020/3/20".

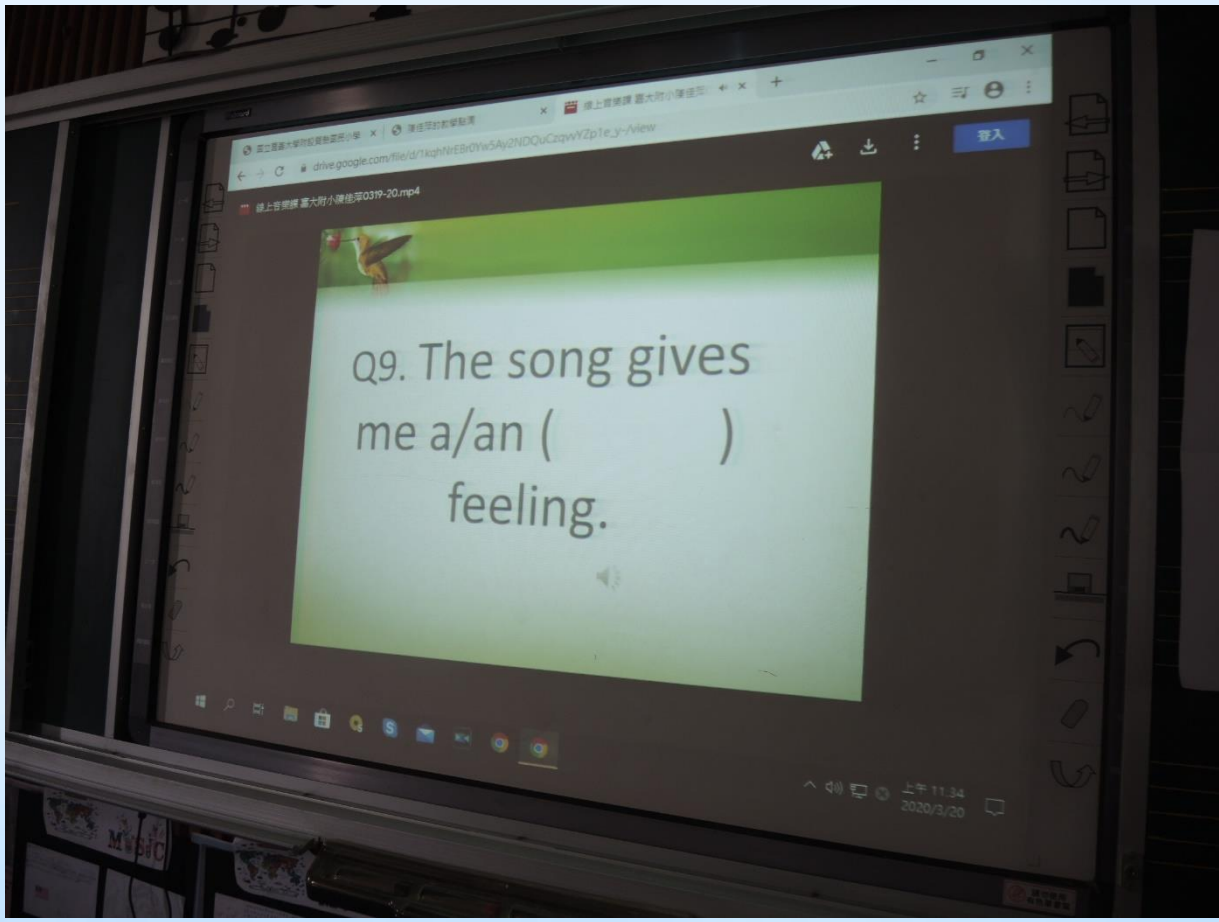


# 觀賞中國樂器短片





# 寫出音樂感受





# 書面作業拍照上傳





# 作業錄音





# 作業上傳






# 上傳作業





# 完成作業上傳







# 學校儲存雲作業檢查

File Station

home > 108-2音樂教學

上傳 建立資料夾 操作 工具 設定

名稱	大小	檔案類型	修改日期
1090319-20音樂作業		資料夾	2020-03-20 11:57:41

1 個項目

0000001767-smil...zip 900\_The Three M...jpg 周杰倫 - 青花瓷 (...mp3) guitar2.jpg guitar.jpg violin.jpg 全部顯示

網址 下午 04:30 2020/3/23



# 作業上傳以資料夾呈現

The screenshot shows a web browser window displaying the Synology File Station interface. The address bar shows the URL 140.130.211.2:5000. The interface is in Chinese and shows a directory tree on the left with 'M\_Learning' expanded to '1090319-20音樂作業'. The main area displays a list of folders with columns for name, size, file type, and modification date.

名稱	大小	檔案類型	修改日期
6102 - 6121 (t000117@ncyes.edu)		資料夾	2020-03-20 11:59:10
6108 6104 (t000117@ncyes.edu)		資料夾	2020-03-20 11:56:28
6110 6115 (t000117@ncyes.edu)		資料夾	2020-03-20 11:55:07
6111 - 6116 (t000117@ncyes.edu)		資料夾	2020-03-20 11:54:52
6112 6101 (t000117@ncyes.edu)		資料夾	2020-03-20 11:48:30
6118 6122 (t000117@ncyes.edu)		資料夾	2020-03-20 11:53:27
6119 6123 6125 (t000117@ncyes.edu)		資料夾	2020-03-20 11:53:48
6120 6107 (t000117@ncyes.edu)		資料夾	2020-03-20 11:47:54
6126 6127 (t000117@ncyes.edu)		資料夾	2020-03-20 11:56:44
6131陳佳萍 (t000117@ncyes.edu)		資料夾	2020-03-19 00:05:03
6201朱晏均 (t000117@ncyes.edu)		資料夾	2020-03-20 11:00:22
6202郭至承6216李益安 (t000117@ncyes.edu)		資料夾	2020-03-20 10:59:27
6204李浩宇 (t000117@ncyes.edu)		資料夾	2020-03-20 11:02:00
6207 08 (t000117@ncyes.edu)		資料夾	2020-03-20 11:03:15
6215 (t000117@ncyes.edu)		資料夾	2020-03-20 10:57:07
6215 6222 (t000117@ncyes.edu)		資料夾	2020-03-20 11:03:33

The taskbar at the bottom shows several open files: 0000001767-smil...zip, 900\_The Three M...jpg, 周杰倫 - 青花瓷 (...mp3), guitar2.jpg, guitar.jpg, and violin.jpg. The system tray shows the date and time as 下午 04:30, 2020/3/23.



# 檢查作業數量

File Station

home > 108-2音樂教學 > 1090319-20音樂作業 > 6102 · 6121 (t000117@ncyes.edu)

上傳 建立資料夾 操作 工具 設定

名稱	大小	檔案類型	修改日期
image_1.jpg	1.3 MB	JPG 檔案	2020-03-20 11:58:11
image.jpg	1.5 MB	JPG 檔案	2020-03-20 11:57:41
林森東路46號.m4a	73.6 KB	M4A 檔案	2020-03-20 11:59:10

3 個項目

0000001767-smil...zip 900\_The Three M...jpg 周杰倫 - 青花瓷 (...mp3) guitar2.jpg guitar.jpg violin.jpg 全部顯示

下午 04:31 2020/3/23



# 檢視作業內容

The image shows a computer screen displaying a handwritten musical score. The score is written on a piece of paper placed on a notebook page with musical notes. The browser's address bar shows '140.130.211.2:5000'. The taskbar at the bottom shows various application icons and the system clock indicating '下午 04:32 2020/3/23'.

Handwritten Text	Printed Text
F major	F major
the first	the first
note is G	note is G
the second	the second
note is A	note is A
the third	the third
note is C	note is C
the fourth	the fourth
note is F	note is F

# 檢查錄音作品

The screenshot displays a web browser window with multiple tabs. The active tab is titled "M\_Learning - Synology". The address bar shows the URL "140.130.211.2:5000". The browser's address bar and search bar are visible. Below the browser, a "File Station" window is open, showing a directory structure. The selected file is "林森東路46號.m4a". A music player overlay is positioned over the file, showing the title "林森東路46號.m4a" and a progress bar. The player controls include play, pause, stop, and volume icons. The progress bar shows a duration of 00:03 / 00:09. The File Station interface includes a navigation pane on the left with a tree view showing folders like "M\_Learning", "docker", "home", "107-2六年級學業", "108-2音樂教學", and "1090319-20音". The main area displays a table of files with columns for "大小" (Size), "檔案類型" (File Type), and "修改日期" (Modification Date).

大小	檔案類型	修改日期
1.3 MB	JPG 檔案	2020-03-20 11:58:11
1.5 MB	JPG 檔案	2020-03-20 11:57:41
73.6 KB	M4A 檔案	2020-03-20 11:59:10

The Windows taskbar at the bottom shows the system tray with the date and time: "下午 04:33 2020/3/23".



# 音樂教授回饋

- (1)線上音樂課呈現出佳萍老師一貫的優點：課前用心設計教學主旨、內容、與步驟，且根據學生的反應與學習持續修正與調整教學，真是值得所有老師學習。
- (2)惟有一點建議如下：
- **Musical Feeling Table**的詞彙類型與範例音樂不太有明確對應，建議換範例音樂或調整詞彙類型。且詞彙頗多，有上英語課的感覺，可減少詞彙數量。



# 英語教授回饋

- (1) It is an important practice for the students to know what they can do once they cannot come to school. It must have taken Gabby a lot of time to record and Gabby, as usual, has done a superb job for her class. When leading the students to go through the recorded class, Gabby's humor lightened the stressful situation we have been facing because of the outbreak of the Coronavirus disease. A lot of necessary information has been given to the students. Because of the time limit, the students were not able to upload their assignment, which hopefully could be done afterwards, so the students would feel prepared for possible online classes (sigh!).
- (2) The class went smoothly and I only have one minor concern about one activity. There are so many feeling words on the list. Instead of giving the students so many words at a time, maybe, the words can be introduced gradually throughout the semester.



# FEEDBACK

## (三)觀課回饋：

許湫萍	課程內容很棒，錄音的音量如果能調到一致是不是會更好，才不會變成放音樂很大聲但是說話就比較小聲，這樣學生聽的過程中就要一直調整音量，而且如果是用手機聽或是電腦一般的喇叭音質沒那麼好，學生聽不清楚可能會影響學習興趣。
陳佳萍	錄影一節課，花了3小時，還好是給五個班級使用，否則真是有點費力費時。下一次應該會更順利。透過這一次線上音樂課，發現學生的資訊能力差異極大，但也有可能是因為IPAD不習慣使用的關係。問答有12題，有點太多，下一次建議還是回到平常上課的6題即可，避免一下子寫字、一下子吹直笛，有點忙亂。
柯錦純	先錄起來也很好耶。這樣老師可以有時間看學生是否認真學習。不過一想到要準備線上的資料，就壓力很大。
江嘉玲	學生多數都能認真參與，很新鮮的體驗，有學生說：老師的聲音很好聽，也有學生說：有一點詭異，因為老師人就在現場，還要看老師錄影的影片。上傳資料的能力差異比較大，如果在家裡沒有大人協助，不知道學生是否能順利完成該任務。