

領域/科目	生活領域課程（雙語教學）	設計者	高雄市龍興國小	
實施年級	國小一年級			
單元名稱	第三單元：大家忙新年			
Unit 3-2 佈新--把教室布置成過新年的樣子				
3-2-1 佈新				
第 6 節				
教學活動內容及實施方式		教學資源	時間 (分)	教學評量
<p>一、引起動機 Giving motivation</p> <p>1. Greeting</p> <p>2. Play video- https://www.youtube.com/watch?v=rVvHpWg9qGc (1:43) (How To Decorate Your House Before Chinese New Year)</p> <p>T: What do you see? Ss. Free discussion. (both in English or Chinese) (春聯 couplets、福、橘子 Tangerine、花 flower)</p> <p>T: What are they doing? Ss. Free discussion. (both in English or Chinese) (春節到了，他們在布置新年的家)</p> <p>二、發展活動 Curri culum development</p> <p>★1. 佈新的意義</p>		player Computer Video	5'	attract attention



ppt

5'

Listen—
ing &
speaking

T: This class we are talking about 佈新.

佈新 What does it mean?

Ss.: Free discussion.

(both in English or Chinese.)

T: 改造並重新布置家裡。

Makeover and decorating home.

For example:

Paint wall. 粉刷牆壁

Add new furniture. 添購新家具

Decoration the house. 裝飾房子

(老師邊秀上面 ppt 圖片邊介紹)

◇佈新:台灣傳統春節的佈置



Ppt

3'

Listen—
ing &
speaking

老師秀 ppt 圖片作介紹

T: Use wall hanging cloth, firecrackers, couplets, means lucky fruit.

使用牆壁掛布、鞭炮、春聯、意味吉祥的水果

T: 透過擺設讓家裡多些春節的氛圍，希望在新的一年能隨喜氣洋洋的新氣象帶來好運。

(Through makeover and redecorating with hope to bring good luck.)

★2. 春節佈置的傳統習俗

◇春節會佈置那些應景東西?

- (1) Lucky fruit、Lucky flowers、Lucky decoration
吉祥水果、吉祥花卉、吉祥飾品 介紹



ppt

17'

Listen—
ing &
speaking

T: 過年時，家裡會佈置那些應景東西？為什麼要
佈置這些東西？

Ss. : Free discussion.

(both in English or Chinese)

T: Lucky fruit、Lucky flowers、Lucky decoration.

老師邊唸邊秀 ppt 頂上英文詞組小朋友看。

T: Let's see the "Lucky fruit" 吉祥水果

(老師邊指著水果圖邊說)

TQ1: What is it?

Ss. : Apple

T: 為什麼家裡要放蘋果？

Ss. : Free discussion.

(both in English or Chinese)

T: Apple show safety. 蘋果象徵平平安安

Follow me- safety

Ss. : Safety 平平安安

TQ2: What is it?

Ss. : 橘子

T: Yes, Tangerine, not orange.

Orange 是柳丁

T: 為什麼家裡要放 Tangerine?

Ss. : Free discussion.

(both in English or Chinese)

T: Tangerine show big lucky.

柑橘象徵大吉大利

Follow me- big lucky.

Ss. : big lucky. 大吉大利

T: Let' s see the "Lucky flowers" 吉祥花卉

(老師邊指著花圖邊說)

TQ1: What is it?

Ss. : Free discussion.

(both in English or Chinese)

T: Cherry blossom. 櫻花

Follow me- Cherry blossom.

Ss. : Cherry blossom.

T: 為什麼家裡要放 Cherry blossom?

Ss. : Free discussion.

(both in English or Chinese)

T: Cherry blossoms show happiness.

櫻花象徵幸福

Follow me- happiness.

Ss. : Happiness. 幸福

T Q2: What is it?

Ss. : Free discussion.

(both in English or Chinese)

T: Peony. 牡丹

Ss. : Peony.

T: 為什麼家裡要放 Peony?

Ss. : Free discussion.

(both in English or Chinese)

T: Peony show wealth. 牡丹象徵富貴

Follow me- wealth. 富貴

Ss. : Wealth. 富貴

T: Let' s see the “Lucky decoration” 吉祥飾品

(老師邊指著圖邊說)

TQ1: What is it?

Ss. : Free discussion.

(both in English or Chinese)

T: Yes, 金元寶 Gold ingots /'ɪŋ.gət/ .

Ss. : Gold ingots.

T: 為什麼家裡要放 Gold ingots /'ɪŋ.gət/ 金錠 ; 金塊?

Ss. : Free discussion.

(both in English or Chinese)

T: Gold ingots show rich. 金元寶象徵財富

Follow me- rich. 財富

Ss. : Rich.

TQ1: What is it?

Ss. : Free discussion.

(both in English or Chinese)

T: Yes, 福袋 “ Lucky bag”

Follow me- “ Lucky bag” .

Ss. : “ Lucky bag” .

T: 為什麼家裡要放 Gold ingots /'ɪŋ.gət/金錠；金塊?

Ss. : Free discussion.

(both in English or Chinese)

T: “ Lucky bag” . show good luck. 福袋象徵福氣綿綿

Follow me- good luck. .

Ss. : good luck. 福氣綿綿

(2) Couplets 春聯



ppt

5'

Listen—
ing &
speaking

T : What is it? (老師指著春聯問)

Ss. : Free discussion.

(both in English or Chinese)

T : Couplets. (老師隨學生答案之後用英文復述)

T : Why do we have to post the couplets?

為什麼要貼春聯?

Ss. : Free discussion.

(both in English or Chinese)

T : 避邪和鎮壓鬼神

Avoid evil and suppress ghosts and gods.

(3) Others



T: Wall hanging decorations, wall hanging cloth,

Firecrackers. 牆壁掛飾掛布、爆竹飾品

三、綜合活動 Summary activity

* 對對碰—春節應景物與其吉祥話配對

1. Do you know?



ppt

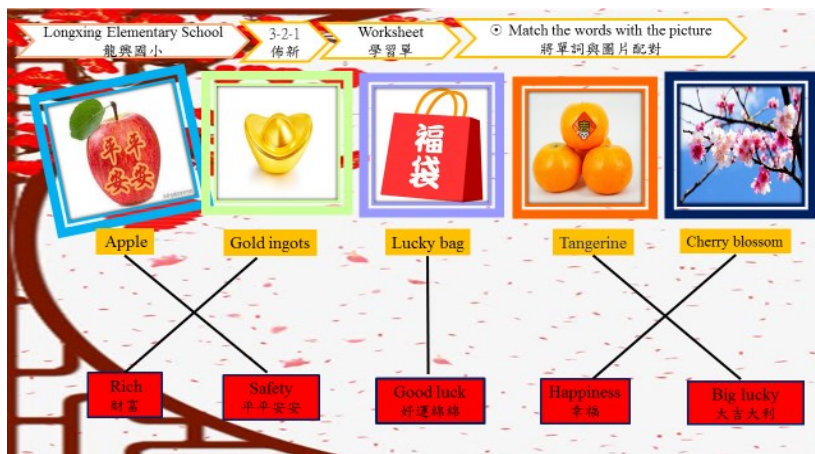
5'

Work-sheet

每人發一張，作答後，和老師對答案

T: Please match the word with the correct blessings words. 請將水果與正確的祝福詞連起來

*2. Show the correct answer.



ppt


Ending

評議

3-2-2 藝起話新年(5)

3-2-2-1 年獸的傳說-(1 節)

第 7 節

教學活動內容及實施方式	教學資源	時間 (分)	教學評量
<p>一、引起動機 Giving motivation</p> <p>1. Greeting</p> <p>2. T: Let' s watch a video. Play video-年獸的傳說-(1 節) https://www.youtube.com/watch?v=giYX7bkzW98 (6 mins.) T: What do you see? Ss. Free discussion. (both in English or Chinese)</p> <p>二、發展活動 Curri culum development</p> <p>◇年獸是甚麼？動物還是人呢？</p>  <p>T: Who is Nian? Nian is an animal or a person? Nian是誰? Nian是動物還是人呢?</p> <p>Ss. Free discussion. (both in English or Chinese)</p>	<p>player</p> <p>Computer</p> <p>Video</p> <p>ppt</p>	<p>8</p> <p>2</p>	<p>attract attention</p> <p>Listen— ing & speaking</p>

T: Yes, Nian is an animal.

(師秀圈圈，圈出正確答案給學生看)

◆ Nian 甚麼時候會出現在村莊?



ppt

3

Listen—
ing &
speaking

T: Nian 甚麼時候會出現在村莊?

(When does Nian appear on the village?)

T: Chinese New Year's Eve, or Mid-Autumn Festival, or Dragon Festival. Which one?

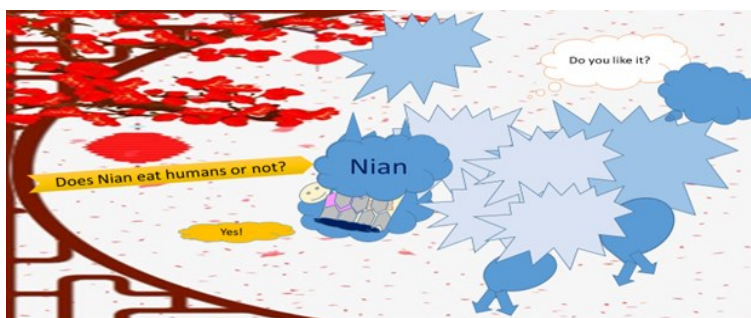
老師指著圖說，除夕夜或中秋節或端午節，哪一個?

Ss. Free discussion. (both in English or Chinese)

T: Chinese New Year's Eve. 除夕

(老師秀圈圈，圈出正確答案)

◆ Nian 會吃人嗎?



Ppt

2

Listen—
ing &
speaking


T: Nian 會不會吃人?

(Does the Nian eat humans? Or not?)

Ss. Free discussion. (both in English or Chinese)

T: Yes, right. 是的，正確!

◆ Nian 害怕甚麼呢?



ppt

5

Listen—
ing &
speaking

T: What things is Nian afraid of? 年獸怕甚麼東西?

Ss. Free discussion. (both in English or Chinese)

T: fire 火, The loud noise. 巨大的響聲, fireworks 煙火, Firecrackers 鞭炮聲, and red 紅色.

(老師秀出正確答案)

◆ 春節為什麼要貼春聯?



Ppt

5

Listen—
ing &
speaking

T: What is it? (老師指著ppt春聯問)

Ss. Free discussion. (both in English or Chinese)

T: Couplets. 春聯

T: 春節為什麼要貼春聯?

Ss. Free discussion. (both in English or Chinese)

T: 為了把 Nian 嚇跑。(In order to **scare Nian away**.)

T: Because Nian is afraid of red.

T: people will **post red paper at the door** during the Lunar New Year Eve.

人們於除夕這天會在門口張貼紅紙。

T: 後來人們更在紅紙上寫下了吉祥的字。

(Later, people wrote **auspicious** words on red paper)

T: 這就是中國對聯的由來。

(this is the origin of the Chinese couplet.)

◇過春節為什麼要放鞭炮?



ppt

5

Listen—
ing &
speaking

T: What is this? (老師指著鞭炮問)

Ss. Free discussion. (both in English or Chinese)

T: firecracker. 鞭炮

T: 為什麼人們在春節**set off** firecracker(放鞭炮)?

Ss. Free discussion. (both in English or Chinese)

T: Yes, Nian is afraid of the loud noise/ huge sound.

是的，年獸害怕巨響。

T: 年獸害怕竹子被燃燒時發出的piang-piang-piangb爆竹

聲響。

(Nian is afraid of the sound of bamboo blasting.)

T: 所以人們在春節期間就用鞭炮嚇年獸；

(So people use firecrackers to scare the Nian during The Chinese New Year.)

T: 還會敲鑼打鼓製造巨大聲響嚇跑年獸。

(They also beat gongs and drums to make loud noises to scare away the Nian beasts.)

◇為什麼過春節會有舞獅舞龍呢？



ppt

5

Listen—
ing &
speaking

TQ1: What is this? (老師指著舞獅舞龍問)

Ss.: Free discussion. (both in English or Chinese)

T: Yes, lion and dragon dances. 舞獅舞龍

Follow me, lion and dragon dances. (X3)

T: 為什麼過年會有龍舞獅?

(Why are there dragon and lion dances during Chinese New Year?)

Ss.: Free discussion. (both in English or Chinese)

T: Nian was scared away, didn't dare to come the village. 年獸被嚇跑了，不敢來村莊了。

T : People are very happy, they performing the lion and dragon dances to celebrate.

人們很高興，他們表演舞獅舞龍慶祝。

T : 此外，還用敲鑼打鼓來慶祝；人們為了驅走不好的運氣，所以新年會穿 New clothes 新衣，希望未來一年能事事順利。

三、 綜合活動 Summary activity

Play games - hear and touch

Divide students into 2 groups, and line up into 2 lines.

Teacher said a keyword, Two students, whoever touches the correct picture first, gets one point.

fire Couplets Lion and dragon dance. fireworks firecrackers

ppt

5

Listen—
ing &
speaking

*遊戲—聽和摸

T : Divide students into 2 groups,
and line up into 2 lines.

老師先將學生分成兩組，並請他們排成兩行。

◇遊戲玩法：How to play?

T : Play with two students at a time.

一次兩個學生玩。(師指前面兩位學生說)

T: I say a keyword. 老師說 ppt 上的一個詞

You both have to touch the correct answer.

你們倆都必須觸摸正確的答案。

Touch the correct picture first to get a point.

先拍到鄭去圖片的人，得一分。

T：累積得分最多的那一組獲勝，並給獎勵。

◇遊戲使用的英語句型：

Teacher: Touch the fire. (keyword)

(Fire/firework/firecrackers/couplet/

Lion and dragon dance.)

Students: go to the front and touch the
correct picture.

學生走到前面，觸摸正確的圖片。

◇ 老師宣布勝利組

T: Group (A/B) wins.











-----E n d i n g-----

評議

3-2-2-2 創意年獸畫-(2 節 total 80 mins.)

第 8~9 節

教學活動內容及實施方式	教學資源	時間 (分)	教學評量
<p>一、引起動機 Giving motivation</p> <p>1. Greeting</p> <p>2. TQ1:小朋友，你們覺得 Nian 長甚麼樣子? Ss.:Free discussion. (both in English or Chinese)</p> <p>TQ2: Do you want to draw Nian? (老師搭配肢體語言比手畫腳地問)</p> <p>Ss.: 想，可是我不會畫</p> <p>T: Don' t worry. 別擔心。 I can help you. 我可以幫助你們。</p> <p>二、發展活動 Curri culum development</p> <p>Step 1 老師發給每位小朋友一張 Worksheet(如下)</p>		5'	attract attention

No.	Body part	picture	How many quantity
1	head		
2	eye		
3	nose		
4	ear		
5	mouth		
6	neck		
7	body		
8	hand		
9	butt		
10	foot		

Work-
sheet

20'

Listen-
ing &
Write

◆老師依照上表 1,2,3...順序唸下來，請小朋友在
數量欄位內自由填入數字

T: 關於年，你怎麼想？

About Nian, what do you think?

No. 1. Head. (老師手指著頭說)

Nian 有幾個頭？ How many heads?

T: 你認為牠有 1 個頭，就在數量欄位內寫 1

(老師手指著上表的數位欄說)

你認為牠有 3 個頭，就在數量欄位內寫 3

隨便你寫，因為年獸是一隻怪獸。

<p>No. 2. Eye How many eyes? 幾個眼睛?</p> <p>No. 3. Nose How many noses? 幾個鼻子?</p> <p>No. 4. Ear How many ears? 幾個耳朵?</p> <p>No. 5. Mouth How many , , mouths? 幾張嘴?</p> <p>No. 6. teeth How many teeth? 幾顆牙?</p> <p>No. 7. neck How many necks? 幾支脖子?</p> <p>No. 8. body How many bodies? 幾個身體?</p> <p>No. 9. hand How many hands? 幾隻手?</p> <p>No. 10. Foot How many feet? 幾隻腳?</p>			
<p>Step 2</p> <p>老師發給每位小朋友一張 8 開圖畫紙，再請小朋友按照表內所寫的數字，畫出自己的年獸創意畫。</p> <p>T: Everyone, look at me. T: What is it? (老師手拿圖畫紙問) Yes, paper. drawing paper. Ss.: paper. drawing paper. 紙;繪圖紙 T: Now I'll give you a drawing paper. 現在我給大家一張繪圖紙 Please says: May I have a drawing paper?</p> <p>對話句型如下 Ss.: May I have a drawing paper?</p>	drawing paper	10'	Speaking

<p>T: Yes, it's for you. Ss.: Thank you. T: Good job.</p> <p>Step 3 年獸創意畫</p> <p>T: Please take out your pencils and Marker pen. 請拿出你的鉛筆和馬克筆</p> <p>T: You can draw with your penceple first. (老師手拿著鉛筆筆畫動作說)</p> <p>T: Then use Marker pen to color. 然後使用馬克筆彩顏色。</p> <p>三、綜合活動 Summary activity</p> <p>1. 作品展示 show works</p> <p>Ss.: 學生拿著作品介紹自己的年獸</p> <p>Free report.(both in English of Chinese.)</p> <p>2. 老師回饋(feedback)</p> <p>-----E n d i n g -----</p>	<p>drawing paper & Pencil & Marker Pen</p>	<p>40'</p> <p>5'</p>	<p>Drawing</p> <p>Works show</p>
<p>評議</p>			

3-2-2-3 藝起玩春聯 (2 節)

a. 介紹春聯

第 10 節

教學活動內容及實施方式

教學資源

時間
(分)

教學評量

一、引起動機 Giving motivation

1. Greeting
2. T: In this class we are going to design couplets art together. 這節課我們要藝起完春聯
3. 老師問：你們看過甚麼樣的春聯
Ss. : Free discussion. (both in English or Chinese)

二、發展活動 Curriculum development

a. 介紹春聯

1. 單字春聯 one word couplet.



Ppt

3

Listen-
Ing &
Speaking

T Says: **one word couplet** like 春、福、滿



and



Often sticks upside down.

Show 春到(倒的諧音義)了，福到了，為了討吉祥

多貼在內門、米缸或花盆上

2. 雙字春聯 Two words couplet.



T Says: 如 大吉、常滿，

use two words together.

使用兩個詞結合一起

可貼在內門、米缸、水果、撲滿

Ppt

3

Listen-

ing &

Speaking

3.四字春聯 Four words couplet.



T Says: 如 「花開富貴」、「迎春納福」、

「大吉大利」、「開工大吉」等。

use four words together.

使用四個詞結合一起

通常貼在門口上、大廳堂、人多出入地方

4. 合字: 把幾個字的語句寫成合字斗方春聯



Ppt

4

Listen-
Ing &
Speaking

Ppt

10

Listen-
Ing &
Speaking

T Says:

G0142



由「吉祥如意」合字而成

Show Good lucky.



由「日進斗金」合字而成

Show everyday people earn more money.



由「日日有見財」合字而成


Show everyday people can get money.



由「招財進寶」合字而成

Show influx of wealth. 財富湧入

5. 對聯



Ppt

5

Listen-
Ing &
Speaking

T Says: 有上聯(最後一字讀第 3 聲、第 4 聲)貼門
的右邊；Another one stick to the left side of
the door. (另一張貼在門的左側)，橫的稱橫批。

三、綜合活動 Summary activity

◆拆字遊戲 word splitting game



老師把學生分成三組，給每一組一張紙，請他們在 5 分鐘
內將討論的短語用不同顏色圈出每個字並寫下來，然後到
前面分析給同學聽。

Step 1. 對話

Ss: May I have a paper. (同組同學一起唸)

T: Yes, It' s for group 1/2/3.

Step 2.

Ss. :Free discussion. (both in English or Chinese)

And write down four sentence.

Step 3.

Students in each group report.

ppt

10

Listen-
Ing &
speaking

<p>Step 4. T: Teacher feedback. T: Says Group (?) wins and plus points.</p> <p>-----Ending-----</p>			
<p>評議</p>			
<p>3-2-2-3 藝起玩春聯 (共 2 節)</p> <p>b. 製作春聯(1 節)</p>			
<p>第 11 節</p>			
<p>教學活動內容及實施方式</p>	<p>教學資源</p>	<p>時間 (分)</p>	<p>教學評量</p>
<p>一、引起動機 Giving motivation</p> <p>3. Greeting</p> <p>4. T: In this class we are going to design couplets art together. 這節課我們要藝起玩春聯</p> <p>3. T: Let' s watch a video. Play video-剪出新春好運到(春聯剪紙)</p>	<p>player</p> <p>Computer</p>	<p>5'</p>	<p>attract</p> <p>attention</p>

循虛線貼點點，底部的紙、印有春字的紙、和圓點的色彩由小朋友自己搭配顏色。

Step 1.

T: Please choose one word.

(老師手拿各種顏色的春和福字，請小朋友自己挑一張)

Step 2.

T: Please choose a piece of dot colors.

請選一張圓點顏色

Step 3.

T: Everyone show me your word card.

各位同學，把你們的字卡舉高秀給老師看

(老師把字卡舉高的說)

T: Good! Show me your dot

sample

Word

Card

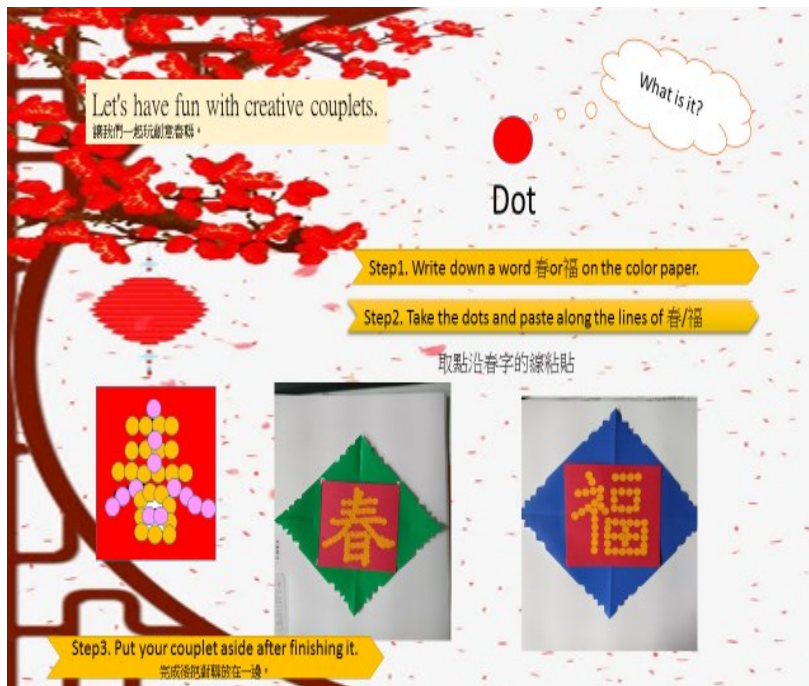
&

Color

Paper

&

Dots



ppt

Step1.

老師用 ppt 示範做法——將圓點一片一片循字的線緊密黏貼。

Step2.

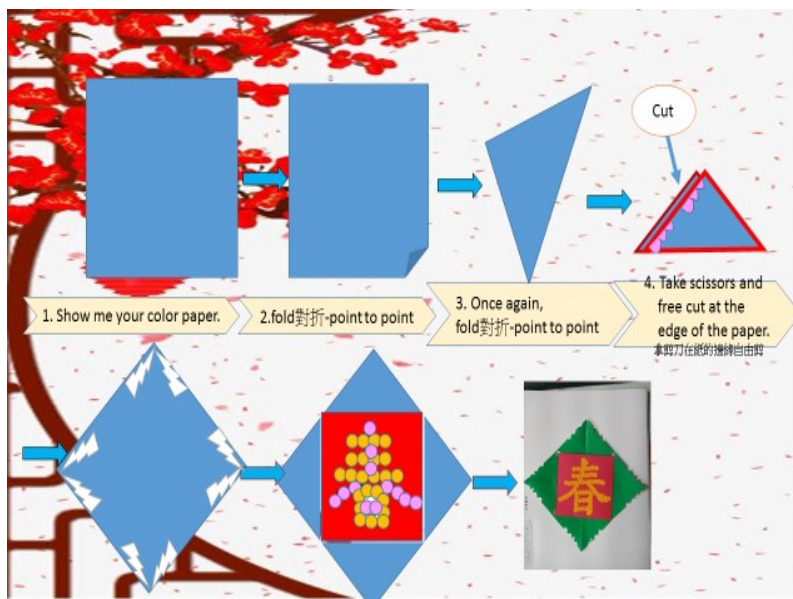
Take the dots and paste along the lines of 春/福。

Step3.

Put your couplet aside after finishing it. 完成後把對聯放在一邊。

T: Please select a color paper.

(老師再請每一組的學生出來，選一張當底部的色紙。)



ppt

老師按下列步驟，邊說邊示範，一步步引導學生

(如上圖)

T: step 1. Show me your color paper.

T: step 2. Fold 對折-point to point

T: step 3. Once again, fold 對折-point to Point.

T: step 4. Take scissors and free cut at the edge

**Color
paper
&**

<p>of the paper.</p> <p>拿剪刀在紙的邊緣自由剪</p> <p>T: Open your color paper. Then stick the Couplet on the color paper, like this.</p> <p>(老師指著上圖第五第六步驟說)</p> <p>T: okay! We finish it.</p> <p>三、綜合活動 Summary activity</p> <p>請學生展示作品</p> <p>-----Ending-----</p>		Sci-ssors		
<p>評議</p>			5	display works

3-2-3 佈置新年氛圍的教室 (1 節)

第 12 節

教學活動內容及實施方式	教學資源	時間 (分)	教學評量
<p>一、 引起動機 Giving motivation</p> <p>1. Greeting</p> <p>2. 老師展示學生作品，問</p> <p>T: What is this? (couplet) Ss. :Free discussion. (both in English or Chinese)</p> <p>T: What is this? (Nian) Ss. :Free discussion. (both in English or Chinese)</p> <p>T: What is this?(美勞材料包的燈籠)</p> <p>Ss. : 燈籠</p> <p>T: Lantern.</p> <p>Ss. : Lantern..(學生會自動隨老師唸)</p> <p>T: Do you want to make this lantern. Ss. : Yes.</p>		3'	attract attention
<p>二、發展活動 Curriculum development</p> <p>Activite 1: make lantern.</p> <p>Step 1</p>	Lanterns Mate- rial	5'	Learn by doing

老師將 1. 平面燈籠紙，2. 裝飾燈籠的圖片，
3. 流樞擺放桌上。

T: Everyone, Look here.

There are Lanterns, picture, and 流樞 on
the desk. (老師邊說邊秀東西給學生看。)

T: Now, You can take one Lanterns cards ,
one picture for decorating lantern, and 流樞一串。

T: Group 1, please come to front and
take your material.

Group 2 ….

Group 23 ….

Step 2

T1: 將燈籠上下兩個小洞的紙拿掉。

(Remove the paper from the two small
holes on the top and bottom of the
lantern.)

Step 3

14'

<p>T2: show me your picture.</p> <p>Please sticky pictures on your lantern.</p> <p>Step 4</p> <p>◇把流樞掛在 Your Lantern 下面的 hole 。</p> <p>◇Another silk thread hangs from the top of the lantern.</p> <p>另一條絲線掛在燈籠的上面</p> <p>◇ Finish it.</p> <p>Step 5 Let' s take the lantern to take some pictures.</p> <p>Activite 2:</p> <p>Step 1: 教室佈置討論</p> <p>Discussion 1.</p> <p>春&福 字 Couplets, where to put it?</p> <p>春&福 字春聯，放在哪裡?</p> <p>Discussion 2.</p> <p>Lantern, where to put it?</p> <p>燈籠，把它放在哪裡?</p>		5'	Learn by doing
---	--	----	----------------

<p>Discussion 3.</p> <p>Nian, where to put it? 年獸畫，放在哪裡?</p> <p>Discussion 4.</p> <p>如果貼在窗戶(If it is pasted on a window),</p> <p>那麼一扇窗要貼</p> <p>幾張春聯? How many couplets?</p> <p>How many lanterns? 幾張燈籠?</p> <p>and how many Nian picture? 幾張年獸畫?</p> <p>Step 2: 分工合作--佈置教室(1)</p> <p>大家按照分配的位置把自己的作品貼上去。</p> <p>三、綜合活動 Summary activity</p> <p>歡欣鼓舞拍照</p> <p>-----Ending-----</p>			<p>10'</p> <p>3'</p>	<p>Learn by doing</p>
<p>評議</p>				