




綜合領域沉浸式英語教學教案設計

主題名稱	社區與生活	教學設計者	簡孟芳
教學對象	四年級(上)	教學節次	4節課/每週一節40分鐘
能力指標	<p>3-2-1 參與各類自治活動，並養成自律、遵守紀律與負責的態度。</p> <p>2-2-1 實踐個人生活所需的技能，提升生活樂趣。</p> <p>3-2-3 參與學校或社區服務活動，並分享服務心得。</p>		
學習目標	<p>1. 學習運用google map.</p> <p>2. 認識自己的社區及學校。</p>		
設計理念	<p>透過google map,由地圖來認識我們社區及學校。</p> <p>讓</p>		
教學方法	CLIL		
英語學習 Content vocabulary /sentence patterns	<p>單元名稱與英語單字：</p> <p>1. 單字: Google map, compass rose, keys on a map, near, far, address, community, your ideal community map.</p> <p>2. 句型：</p> <p>a. What is the name of the street/road the school is on?</p> <p>b. Find 3 places/buildings which are near to our school.</p> <p>c. Find 2 places which are far away from our school.</p> <p>d. Can you see a key/ compass rose on the map?</p> <p>e. Find one place you dislike/like on the map.</p> <p>f. Using Google Street View.</p> <p>g. Can you find your home address?</p> <p>3. 教室用語：</p> <p>Good job! Excellent! Awesome!</p> <p>What do you like/enjoy doing?</p> <p>It's time for pair-work.</p> <p>Please work with you partner.</p> <p>Please share your interests with five students.</p> <p>Do you have any questions?</p> <p><u>Tim</u>, can you tell everybody what we are doing next?</p> <p>Sit down, please.</p> <p>It's time to move on to ...</p>		

教學活動	教具	評量
<p style="text-align: center;">第一單元：我的學校</p> <p>第一及第二節課</p> <p>一、暖身活動: (10” ) Play Memory Game to learn the vocabulary.</p> <p>二、發展活動: (60” ) <b>Use Google Map to find these information:</b> First, find these words on your worksheet: Google Map, compass rose, key. Now, let’ s read the questions.</p> <ol style="list-style-type: none"> <li>Find the school on Google Map. What is the name of the street/road the school is on?</li> <li>Find 3 places which are near to our school.</li> <li>Find 2 places which are far away from our school.</li> <li>Can you see a key on the map?</li> <li>Can you see a compass rose?</li> <li>Find one place you dislike on the map.</li> <li>Find two places you like on the map.</li> </ol> <p><b>Using Google Street View:</b></p> <ol style="list-style-type: none"> <li>Look at the school. Write down three things you notice from the photo.</li> <li>How does the school look different/ the same now? Write down 2 ways.</li> <li>Can you find your home address?</li> <li>How does your house look different/the same now?</li> </ol> <p><b>Next, Teacher is showing you how to use Google Map.</b></p> <p><b>Rules for the activity:</b></p> <ol style="list-style-type: none"> <li>2 students one Ipad.</li> <li>Write down the answer in your notebook.</li> <li>You will have 25 minutes to finish the activity.</li> </ol> <p>三、綜合活動: (20” ) 老師將學生們的答案統整後做成投影片。</p>	 <p>Ppt And ipad</p>	<p>口頭評量及 實作評量</p>
<p>第三及第四節課</p> <p>一、暖身活動: (10” ) * 不同的社區單位的功能及對我們的幫助。</p> <p>二、發展活動(60” ) * Are you happy about your community? If not, what can you do to make it better? 小朋友們你覺得理想的社區應具備那些單位或設施呢? * Ideal Community Map: Today you’ re going to create your own idea community map.</p> <div style="display: flex; justify-content: space-around;"> <div data-bbox="225 1765 501 1973">  <p><b>It's time for you to make your own community.</b></p> <p>Your community needs to have:</p> <ol style="list-style-type: none"> <li>roads/ streets (街道)</li> <li>keys (顯示)</li> <li>a compass rose (指南針)</li> <li>buildings (建築物)</li> <li>plants (植物)</li> <li>Etc.</li> </ol> <p>3 best maps get 50 e-coins.</p> </div> <div data-bbox="588 1771 845 1962">  <p><b>What tools do you need?</b></p> </div> </div> <p>三、綜合活動 (10”) Now you're going to vote for the best Community Map.</p>	<p>Ppt and stationery</p>	<p>口頭及實作 評量</p>



