


My 3D maze

我的立體迷宮

Start

Finish



Maze IS ? 迷宫是-----?

○ **1. Easy to walk to the exit.**

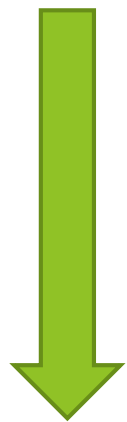
容易走到出口

2. It's not easy to walk to the exit.


不容易走到出口



Study sheet 學習單



corrugated paper 瓦楞紙



What do we do? 我們做了什麼

We cut the trap hole with an utility knife.

我們用美工刀切割了陷阱洞

We cut the four corners of the corrugated paper with scissor.


我們用剪刀剪了瓦楞紙的四個角落



scissor
剪刀





utility knife
美工刀



Corrugated paper

瓦楞紙

universal clay 萬用黏土 & *corrugated paper* *strips* 瓦楞紙條




We use a hot melt gun to stick to the paper wall. 我們使用熱熔膠槍黏著紙牆



Hot melt glue 熱熔膠條



Hot melt gun 熱熔膠槍



How to use hot melt gun with injury?

如何使用熱熔槍而不受傷

Do not touch the melted hot glue during use.
使用時不能碰觸融化之熱膠



Hot melt gun 熱熔膠槍



Scald 燙傷




Ice pack 冰敷




Design small toy area

設計小遊戲區、機關



1. Build bridge 搭橋
2. Under pass 地下道
3. See saw 翹翹板
4. Roadblock 路障
5. Revolving door 旋轉門

Think about how to make your 3D maze more interesting. 思考如何讓你的立體迷宮更加有趣



Theme painting and decoration

主題彩繪與裝飾



Passphrase 通關密語

- ▶ *Teacher, I need your help.*
- ▶ *I need _____ (universal clay 萬用黏土、a piece of paper strip 一片紙條、hot melt glue gun 熱熔膠槍、hot melt glue 熱熔膠、scissor 剪刀、utility knife 美工刀).*
- ▶ *I will use hot melt gun carefully.*
- ▶ *I will be careful.*



****Remember to say the pass phrase.***

記得要說通關密語

Practice makes perfect. 熟能生巧