




新北市淡水區新市國小雙語實驗課程教學活動設計  
New Taipei City Xinshi Elementary School CLIL Program

實施年級： <u>Grade 2</u> 單元名稱： <u>Bugs in the Farm</u> 學習總節數： <u>5</u> 主要教學者： <u>許家菁老師、連美郁老師</u> 設計者： <u>新市國小雙語教學團隊</u>		
<b>本單元設計理念 (Unit Overview: Rationale and Philosophy)</b>		
學生能注意自身安全和愛護環境的方式，以不傷害環境和驚擾蟲子的方式與態度觀察，透過探訪農園與觀察，紀錄看到的蟲子。		
<b>本單元整體目標 (Learning Objectives for This Unit)</b>		
學習重點 (Essential Learning Focuses)	學習表現： (Learning Performance)	I-I-4 珍視自己並學習照顧自己的方法，且能適切、安全的行動。 2-I-1 以感官和知覺探索生活中的人、事、物，覺察事物及環境的特性。 2-I-3 探索生活中的人、事、物，並體會彼此之間會相互影響。 7-I-1 以對方能理解的語彙或方式，表達對人、事、物的觀察與意見。
	學習內容： (Learning Content)	B-I-1 自然環境之美的感受。 B-I-3 環境的探索與愛護。 C-I-2 媒材特性與符號表徵的使用。 D-I-4 共同工作並相互協助。
內容目標 (Content Goals)	Ss will be able to... <ul style="list-style-type: none"> <li>• observe in the school farm.</li> <li>• know some bugs in the school farm.</li> <li>• know how to observe without hurting bugs.</li> </ul>	
語言目標 (Language Goals)	Students will be able to: <ol style="list-style-type: none"> <li>1. <u>recognize, understand, and say the words</u> farm, bug, bee, butterfly, dragonfly, ladybug, fire ant, stink bug, rove beetle, mosquito</li> <li>2. <u>recognize, understand, and say the sentences</u> <ul style="list-style-type: none"> <li>◆ I see./ I don't see.in the farm.</li> <li>◆ It's (red and black).</li> <li>◆ It's (yellow and black).</li> <li>◆ It has (body part).</li> <li>◆ It's a/an (oval).</li> <li>◆ What is it?</li> <li>◆ It's a/an (bee).</li> </ul> </li> </ol>	



教學活動設計：第二節課 (Lesson 2)

教學活動流程

教學流程	教學 流程	教學流程	教學流程
<p><b>【Share Your Favorite Bugs】</b></p> <p>[This is My Favorite Bug]</p> <ul style="list-style-type: none"> <li>Teacher presents to students the rules for sharing their favorite bugs.</li> <li>Students needs to listen to their partners and sign their names on the worksheet.</li> <li>Teacher invites volunteers to share their work to the whole class.</li> </ul> <p>[Get Ready to Visit the Farm]</p> <ul style="list-style-type: none"> <li>Teacher invites the student to work in teams of four and discuss the “DOs and DON'Ts” in the farm.</li> <li>Students write down their ideas on the whiteboard.</li> <li>Teacher asks students to share their ideas as a team.</li> <li>Teacher concludes the rules while visiting the farms:</li> </ul> <p>What are the rules?</p> <ul style="list-style-type: none"> <li> Please pay attention!</li> <li> Please walk carefully!</li> <li> Be nice to the bugs and plants!</li> </ul>	20	PPT worksheet	<u>Group work</u> Students are able to share their worksheet and listen to other's sharing.
	20	PPT worksheet	<u>Group work</u> Students are able to work in group and discuss.

教學活動設計：第三節課 (Lesson 3)

教學活動流程

教學流程	教學 流程	教學流程	教學流程

**【Let's Visit the Farm】**

[Are you Ready?]

- ◆ Teacher reviews the rules while visiting the farm.
- ◆ Teacher presents the self-evaluation form and asks the students to do self-evaluation from after the farm visit.



How many stars can you get?

	I really pay attention.	☆ ☆ ☆
	I walk carefully.	☆ ☆ ☆
	I am nice to the plants and bugs.	☆ ☆ ☆

[Farm Observation]

- ◆ Teacher explains the task for students.
- ◆ Students need to look for bugs in the farm and finish the check list while visiting the farm.

How can you take notes?



1. Look!

2. Check!

3. Write!

[How many stars can I get?]

- ◆ Students finish the self-evaluation form.

5

PPT  
worksheet

30

PPT  
worksheet

Behavior

Students are able to follow the rules and finish the observation form.

5

**教學活動設計：第四節課 (Lesson 4)**

教學活動流程

教學流程

教學  
流程

教學流程

教學流程

**【Bug Sharing】**

[Let's Share]

- ◆ Teacher hands down the observation form.
- ◆ Students may walk around the classroom.
- ◆ Students share what bugs they observed in the farm with the observation form and sentence structure.

40

PPT  
worksheet

Group work

Students are able to share their worksheet and listen to other's sharing.

