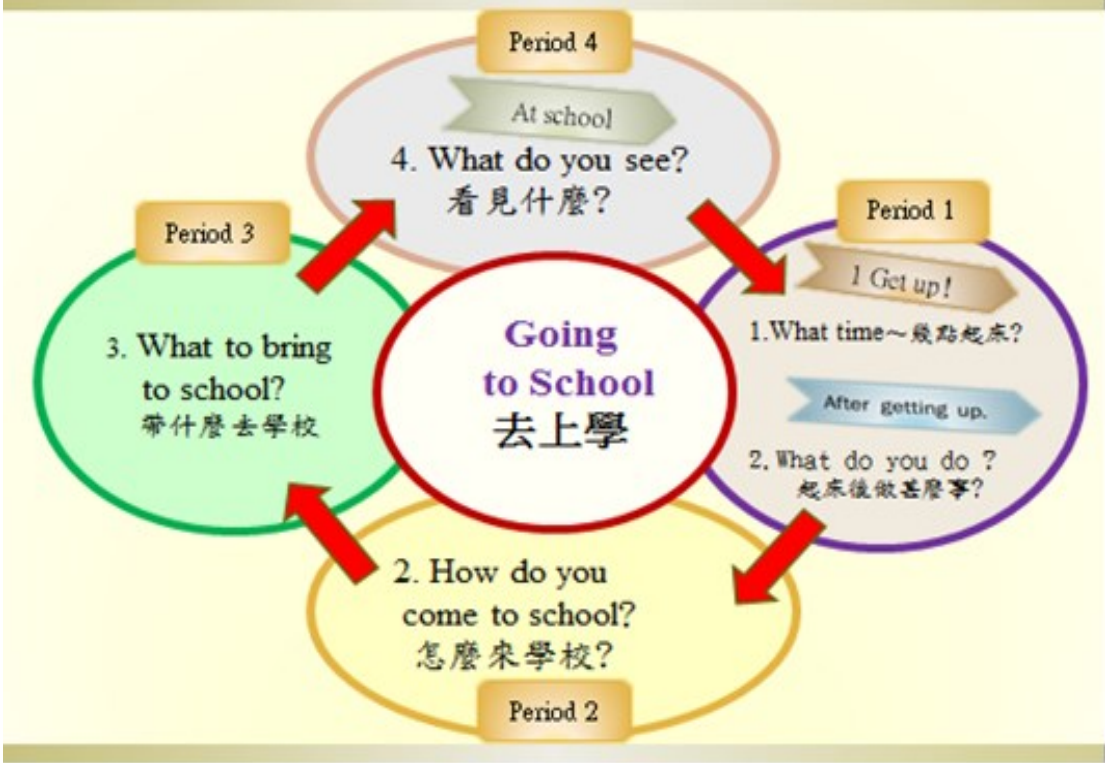


高雄市雙語學校--生活領域沉浸式英語教學教案設計（主題一）

Kaohsiung City Bilingual Schools--

Design of immersive English teaching plan in the field of life ( Subject one )

學校 School	龍興國小 Longxing Elementary School		
教學年級 Grade & class	一年級 1 班 The first grade class 1	教學設計者 Teaching designer	李美嬌 Candice Lee
科目名稱 Subject	生活領域 Life field	教材來源 Material	南一版生活 第1冊 Nanyi Edition Life Book 1
單元名稱 Unit	單元一 我上一年級了 Unit one: I am in the first grade.		
章節名稱 Section	第一章 去上學 Section one: Going to School (NP)		
	章節子題 Topic of Sections	教學節數 period	教學時間 Time
	L. 1-1-1 你幾點起床 What time do you get up?	0.5	Total: 4 periods x 40mins =160 分鐘
	L. 1-1-1 你起床後做甚麼事 What do you do after get up ?	0.5	
L. 1-1-2 你怎麼來學校 How do you come to school?	1		

	L. 1-1-3 帶什麼去學校 What to bring to school?	1	
	L. 1-1-4 你在學校看見什麼? What do you see at school?	1	
<p>課程架構</p> <p>Course structure</p>	 <p>The diagram illustrates the 'Going to School' theme through four periods:</p> <ul style="list-style-type: none"> <li><b>Period 1:</b> 1. What time ~ 幾點起床? (What time to wake up?) and 2. What do you do? 起床後做甚麼事? (What do you do after getting up?).</li> <li><b>Period 2:</b> 2. How do you come to school? 怎麼來學校? (How do you come to school?)</li> <li><b>Period 3:</b> 3. What to bring to school? 帶什麼去學校? (What to bring to school?)</li> <li><b>Period 4:</b> 4. What do you see? 看見什麼? (What do you see at school?).</li> </ul>		
<p>簡要教學理念</p> <p>Brief Teaching Concept</p>	<p>小一新鮮人，是孩子展開另一個新生活階段，幫助小朋友認識新生活一天的作息時間和概況，學習服裝儀容梳理，明白自己上學放學的方式，認識學校多元世界及相關規定和應有的準備，有助於減少因為陌生而產生的焦慮，並知道遵守上學時間及相關的規定。</p>		
<p>教學方法</p> <p>The Method of Teaching</p>	<p>問與答 Q&amp;A、口頭報告 Oral report、遊戲 Playgame、唱歌 Singing.</p>		
	<p>1. Know when to wake up and learn how to dress up. 知道起床時間，並學習服裝儀容整理。</p> <p>2. Able to say their school name, grade and class number.</p>		

<b>教學目標</b> Teaching Objectives	能說出自己的校名、年級和班名。
	3. Knowing to comply with the school time and rules. 知道遵守上學時間及相關的規定。
	4. Knowing how to go to school. 明白自己上學的方式。
	5. Understand what to bring to school. 了解上學要帶什麼東西。
	6. Understand that the job of the guidance teacher is to maintain safety. 知道導護老師的工作是維護安全。

<b>生活課程核心素養</b> Core literacy of life course	<b>生活課程學習重點</b>	
	<b>學習表現</b>	<b>學習內容</b>
生活-E-A1 透過自己與外界的連結，產生自我感知並能對自己有正向的看法，進而愛惜自己，同時透過對生活事物的探索與探究，體會與感受學習的樂趣，並能主	1-I-4 珍視自己並學習照顧自己的方法，且能適切、安全的行動。 2-I-3 探索生活中的人、事、物，並體會彼此之間會相互影響。	C-I-2 媒材特性與符號表徵的使用。 D-I-1 自我與他人關係的認識。 D-I-3 聆聽與回應的表現。 D-I-4 共同工作並相互協助。 E-I-1 生活習慣的養成。 F-I-3 時間分配及做事程序的規劃練習。

<p>動發現問題及解決問題，持續學習。</p> <p>生活-E-B1</p> <p>使用適切且多元的表徵符號，表達自己的想法、與人溝通，並能同理與尊重他人想法。</p> <p>生活-E-C2</p> <p>覺察自己的情緒與行為表現可能對他人和環境有所影響，用合宜的方式與人友善互動，願意共同完成工作任務，展現尊重、溝通以及合作的技巧。</p>	<p>3-I-1 願意參與各種學習活動，表現好奇與求知探究之心。</p> <p>3-I-3 體會學習的樂趣和成就感，主動學習新的事物。</p> <p>4-I-2 使用不同的表徵符號進行表現與分享，感受創作的樂趣。</p> <p>6-I-2 體會自己分內該做的事，扮演好自己的角色，並身體力行。</p> <p>6-I-3 覺察生活中的規範與禮儀，探究其意義，並願意遵守。</p> <p>7-I-1 以對方能理解的語彙或方式，表達對人、事、物的觀察與意見。</p>	
<p>與其他領域/科目的連結</p>	<p>數學領域</p>	

Section 1-1-1 Teaching design

Preparation	<b>Teacher – toothbrush, comb, towel and Powerpoint</b> <b>Student – No.</b>		
Teaching activity 教學活動	Teaching aids 教學資源	Time ( mins. )	Teaching assessment
<p><b>(1) 引起動機 Giving motivation</b></p> <p>play video- Wake Up! Daily Routines Song for Kids. 醒來！ 兒童每日例行歌曲 <a href="https://www.youtube.com/watch?v=eUXkj6j6Ezw">https://www.youtube.com/watch?v=eUXkj6j6Ezw</a> (2:51)</p> <p>▲Sing and dancing 唱唱跳跳</p> <p>T: Oh! ready!</p> <p>Oh! ready! 預備 We go~開始</p> <p>Lyrics 歌詞</p> <p>T: I wake up. (Ss: I wake up.)</p> <p>T: I get up. (Ss: I get up.)</p> <p>T: I wash my face. (Ss: I wash my face.)</p> <p>T: I wash my face. (Ss: I wash my face.)</p> <p>老師加誇張肢體動作引起興趣</p> <p>This is what I do. 這就是我所做的</p> <p>When I get up in the morning. 當我在早晨起床時。</p>	<p>Vedio</p>	<p>5</p>	<p>Attract attention &amp; interest</p>

## (2) 課程發展 Curriculum development

The teacher asked the students to open the sixth page of the textbook.

老師請學生翻開課本第六頁。

Textbook

### ▲ Activity 1



**Get up !**

What time do you usually get up ?

I usually get up at

I wake up in the morning.

ppt

10

Listening  
&  
Speaking

TQ1 : What is it ?

老師指著 PPT 時鐘問學生

Ss : Free discussion. (both in English and Chinese)

T: Clock, Clock, Clock.

It is a clock.

老師用英語說，學生跟老師說

TQ2 : What time do you get up this morning ?

(今天早上你幾點起床?)

Ss : Free discussion. (both in English and Chinese)

☆Students Report

Ss : I get up at \_\_\_\_\_ in the morning.

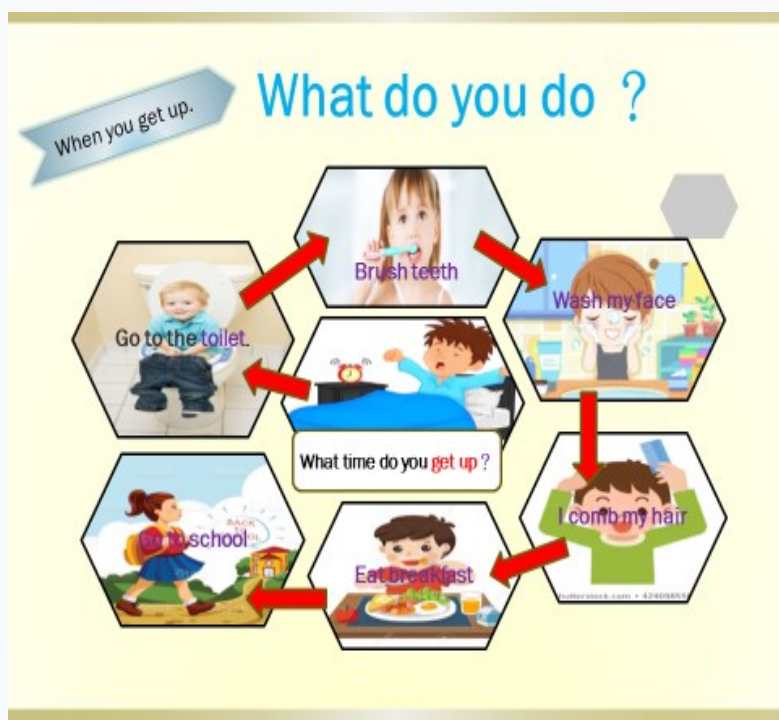
請每位學生報告，他是幾點鐘起床的。

(老師簡單的指導時鐘整點看法及其相關)

T : If you want to go to school on time, you need to get up at 6:00 in the morning.

如果要準時上學，需在早上 6 點鐘起床。

▲ Activity 2



ppt

5

Listening  
&  
Speaking

TQ1 : What do you do when you get up?

(起床時，你會做甚麼?)

Ss : Free discussion. (both in English and Chinese)

老師在學生回答後，用英文重複學生的話。

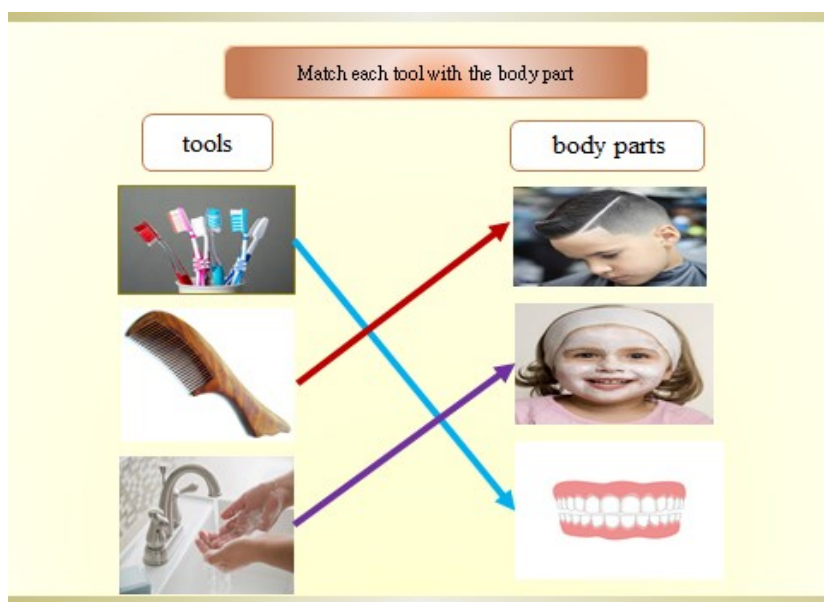
### ☆老師叮嚀

T : When you get up, you need to go to the toilet , and brush your teeth, wash your face, comb your hair, eat breakfast, and then go to school.

當你起床時，需要先上廁所，刷牙，洗臉，梳頭髮，吃早餐，然後去上學。

(★呼籲小朋友注重衛生，學會照顧自己。)

### ▲ Activity 3



### ☆看圖配對再說說看

Invite each student to come out and match the tool with the body part, and then speak once.

邀請每個學生出來，把工具與身體部位配對，然後講一次。

ppt

15

Listening  
&  
Speaking



§ Each student needs to say:

1. 刷牙: I brush my teeth.
2. 梳頭髮: I comb my hair.
3. 洗臉: I wash my face.

### ☆回答問題

TQ1: What do you do when you get up each morning? (Answer me in English.)

你每天早上起床時，做甚麼事？

Ss: ……學生回答後老師帶大家再說一遍

(Ans. : I brush my teeth, wash my face, comb my hair, eat breakfast, and then go to school.)

### (3) 總結活動 Summary activity

#### ▲ performas 表演活動



toothbrush  
&  
comb  
&  
towel

ppt

5

Singing

☆老師學生二重唱 (Lyrics 歌詞)

T : I wake up. (S: I wake up.)

T : I get up. (S: I get up.)

T : I brush my teeth . (S: I brush my teeth.)

T : I wash my face. (S: I wash my face.)

T : I comb my hair. (S: I comb my hair.)

T : I eat breakfast. (S: I eat breakfast.)

T : I go to school. (S: I go to school.)

(老師帶領學生做肢體動作引起興趣)

Yeh! .....

This is what I do. 這就是我所做的

When I get up in the morning. 當我在早晨起床時

☆邀學生上台唱與表演並給予喝采加分。

-----Ending-----

▲Content Language

§ Vocabulary

1. go 去

2. toilet 廁所

3. brush 刷 ; 刷子

4. teeth 牙齒(複數)

5. wash 洗

6. face 臉

7. comb 梳 v; 梳子 n

8. hair 頭髮

9. eat 吃

10. breakfast 早餐

11. school 學校

### § Phrase

1. wake up 醒來

2. get up 起床

3. go to toilet 上廁所

4. brush teeth 刷牙

5. wash face 洗臉

6. comb hair 梳頭髮

7. eat breakfast 吃早餐

8. go to school 去上學

9. in the morning 在早上

### § Sentence

1. I get up. 我起床

2. I wake up. 我醒來

3. What do you do? 你在做甚麼?

4. What time do you get up in the morning ?

早上你幾點鐘起床？

5. I get up at \_\_\_\_\_ in the morning.

早上我在 \_\_\_\_\_ 起床

### ▲Classroom Language

1. Stand up. 站起來；起立

2. Sit down. 坐下

3. Eyes on Me. (Eyes on you) 盯着我

4. Take out your life book. 拿出你的生活課本

5. Straighten up, please. 挺直

6. Good job. 做的真棒.

7. Louder, please. 請大聲一點.

8. Go back to your seat. 回去座位。

L.1-1-2 How do you come to school ?

**1.Preparation activities**

#Teacher preparation

ppt & worksheet—How do you come to school

#Ask the students to prepare

No.

**2.Development activities**

(1) 引起動機 Giving motivation

▲Q&A

TQ: If you want to go to school on time,

what should you do?

如果要準時上學，應該怎麼做呢？

▲play video—

<https://www.youtube.com/watch?v=0Lglc5-Md4k>

(1:16)

TQ1 : What do you see in the video?

在影片裡，你們看見甚麼？

Ss : Free discussion. (both in English and Chinese)

老師在每個學生回答後，用英文重複學生的話

TQ2 : How do they go to school?

Ss : Free discussion. (both in English and

video

5

Attract  
attention &  
interest

Listening  
&  
Speaking

Chinese)

T: By school bus.

## (2) 課程發展 Curriculum development

The teacher asks the students to open the sixth page of the textbook.

老師請學生也翻開課本第六頁。

### ▲Activity 1

Understand school time by school.

了解學校的上學時間

The slide features a title box 'What time .....?' at the top. Below it is a question box '1. What time do you go to school?'. To the left is an illustration of a school building with children playing in front. To the right is a clock face with a red hour hand pointing to 7 and a blue minute hand pointing to 2. A label 'Long needle / hour hand' points to the red hand. Below the clock is a box displaying '7:10'. At the bottom, there is a URL: <https://www.youtube.com/watch?v=0Lgic5-Md4k> 1:16

TQ1: What is it ?

Ss : Free answer.

T : clock.(老師用英語復述，學生跟著唸。)

TQ2: What time do you go to school?

上學時間是幾點鐘?

textbook

ppt

3

Listening  
&  
Speaking

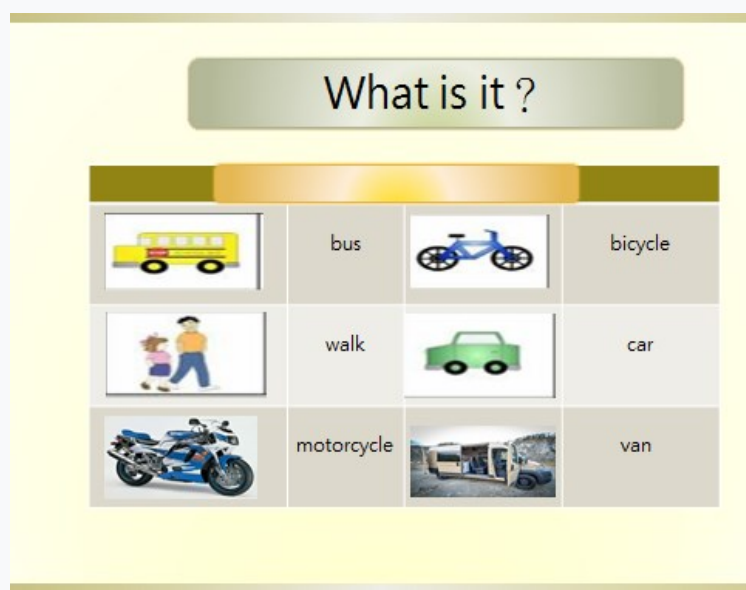
Ss : Free discussion. (both in English and Chinese)

T : Seven ten./ (Ten minutes past seven.) 7:10

(老師指著時中說七點十分)

### ▲Activity 2

Recognize the transportation 認識交通工具



ppt

10

Listening  
&  
Speaking

### § 認識交通工具

TQ1: What is it? 老師指著圖片問學生

Ss: It is a \_\_\_\_\_ .

T: It is walking.

學生按老師所指回答, 老師要提醒 walk 用法

不是說 It is a walking. (X)

應該說 It is walking. (O)

T: 複述答案，學生跟著唸。

### § Competition game 競賽遊戲

I need you to come here and say the name of the transportation, if you get one correct answer, you will get 1 point, if you get two correct answers, you will get 2 points, and so on...

老師請小朋友出來指認交通工具，說對一個加一分，說對兩個加兩分，依此類推...

### ▲ Activity3-- 各別採訪練習

How do you go to school? 你怎麼去上學?

**WORKSHEET**

**How do you go to school?**

Ask all classmates(13 people)"How do they come to school?" and ask them to sign in the box, next to the mode of transport. 問全班同學 "他們怎麼來上學?" 且請他們在運送方式旁邊的方格中簽名。 No. Name:

Transport	sign	sign	sign	sign	Total:
 bus					
 walk					
 motorcycle					
 bike					
 car					

Ss: How do you come to school? 你怎麼來學校?  
Classmate: I come to school by/en \_\_\_\_\_ 我搭 oooooo 來學校。

ppt

7

Listening  
&  
Speaking

### § Q&A

T: How do you go to school? 你怎麼去學校?

On foot? By bus? Or ride by parents?



走路？ 搭公車？ 或由父母開車接送？

Ss: I go to school by \_\_\_\_\_.

( bus/walking/motorcycle/bike/car )

我搭\_\_\_\_\_去上學。

#### ▲ Activity4--Students Report



ppt

10

Listening  
&  
Speaking

§ Everyone pay attention

Now, you need to come to the stage for reporting. 現在你們需要上台做報告。

☆The report steps are as follows: 報告步驟如下

Ss: Good morning everyone, I am \_\_\_\_\_.

Ss: I go to school by \_\_\_\_\_ .

我搭\_\_\_\_\_去上學。

老師告訴學生，上台報告時要注意禮貌，因此

1 先向大家問候，再做自我介紹

## 2. 開始報告

學生報告完畢，在座的同學可以回答 understand or good job. (老師在旁協助指導學生報告)

### § Group Interview 分組採訪

Group 1 and Group 2 interview each other.

“How do they come to school?” and ask them to sign in the box, next to the mode of transport.

第1組和第2組互相採訪，問“他們怎麼來上學？”被問的同學要用英文回答，並且要求他們在運送方式旁邊的方框中簽名。

☆對話句型如下：

Ss: How do you go to school? 你怎麼去上學?

Classmate: I come to school by \_\_\_\_\_.

我搭\_\_\_\_\_ 去上學。

### § 統計人數

This is the way we go to school.

Ask all classmates in the group 'How do they come to school?' and ask them to sign in the box, next to the mode of transport. 問全班同學“他們怎麼來上學?” 請他們在選擇運送方式的方格中簽名。 No: \_\_\_\_\_ Name: \_\_\_\_\_

Mode of Transport	1	2	3	4	5
Bus	7				
Walk	3	11	12		
Car	1 2	4 5	6 9	10	
Bike					
Car	8	13			

No: How do you come to school? 你怎麼來上學?  
Classmate: I come to school by/on 我搭怎麼來上學。

T : If you come to school by car, please hands up.

(car/ bicycle /walk/ bus /van /motorcycle)

老師逐項問，請學生舉手，並統計人數登錄

ppt，讓學生明白。

### (3) 總結活動 Summary activity

#### ▲ Wear a helmet to promote. 戴安全帽宣導



TQ1: What is this ? 老師指 ppt 上的安全帽問

Ss : Free discussion. (both in English and Chinese)

T : Safety helmet. 安全帽

(老師用英文說，學生跟著說)

#### § 看上圖回答

T : Please look at here ( ppt ) !

TQ2: When do you need to wear the safety helmet? 什麼時候需要戴安全帽?

ppt

5

Speaking

If you say “yes”, please show me “O”, if you say “no”, please show me “x”.

T : by bus? (bicycle/car/motocycle/walking)

老師逐一指 ppt 圖問。

Ss : Yes / No. 學生回 “Yes” or “No” .

### § 看下圖回答

§ 老師叮嚀 T: You must wear a safety helmet when riding a motorcycle or bicycle. 騎摩托車或腳踏車時必須戴安全帽。

3. If you say “yes”, please show me “O”, if you say “no”, please show me “X”.



#### Step 1

T : Please say " yes" to correct behavior and say " no " to incorrect behavior.

If you say “yes”, please show me “O”, if you say “no”, please show me “ X”.

正確的行為說" yes"，不正確的行為說" no"

如果你說" yes"，請你用手比“O”，如果你

說" no"，請你用手比“ X”。

## Step 2

老師由左而右逐一指著圖問學生 "yes" or "no"

學生一邊回答，一邊做肢體語言動作 “0”

或 “X”。

### § 結語：老師叮嚀

T: You must wear a safety helmet when riding a motorcycle or bicycle.

騎摩托車或腳踏車時必須戴安全帽。

-----Ending-----

## ▲Content Language

### § Vocabulary

1. bus 巴士；公車
2. bicycle /bike 腳踏車
3. motorcycle 摩托車
4. car 轎車
5. walk 走路；散步
6. van 休旅車

### § Phrase

1. by bicycle 騎腳踏車

2. walk to school 走路上學

### § Sentence

1. What is it? 它是甚麼?

2. I go to school by \_\_\_\_\_.

我搭 \_\_\_\_\_ 來上學。

### ▲Classroom Language

1. Please hands up. 請舉手

2. Good job. 做的真棒.

3. Eyes on Me. (Eyes on you) 盯着我

4. Clap your hands. 拍手

5. Sit still! 請坐好!

6. Pay attention! = Attention 注意!

L.1-1-3 What to bring to school ?

**1.Preparation activities**

#Teacher preparation

ppt

#Ask the students to prepare

No.

**2.Development activities**

(1) 引起動機 Giving motivation

▲Q&A

TQ1: What time to go to school ? (7:10)

TQ2: Do you go to school on time? Yes, or No.

你有準時上學嗎？

T: If you say “yes” , please raise your hand.

▲play video—

<https://www.youtube.com/watch?v=aVSndZHNEQc>

(4:12)

< What is In Your Bag? >

( lyrics )

What is In Your Bag?

What is In Your Bag?

It is my pencil.

It is my pencil.

What is In Your Bag?

Video

5

Attract  
attention &  
interest

Speaking  
&  
Singing

What is In Your Bag?

It is my notebook.

It is my notebook.

Repeat

( notebook/eraser/glue/crayon/color/pencils/pencil/case/  
ruler/sharpener/scissors/marker )

## (2) 課程發展 Curriculum development

The teacher ask the students to open the sixth page of the textbook.

老師請學生翻開課本第六頁

### ▲What to bring to school ? 上學要帶甚麼?



### ▲Activity 1 –Knowing stationery 認識文具

TQ1 : What is it? 老師指著 ppt 上的任一文具問

S: \_\_\_\_\_ . (學生看圖回答)

textbook

ppt

5

Listening  
&  
Speaking



T: 老師帶領大家再用英語說一遍。

### ▲Activity 2 -- Q&A

The Teacher to Students

TQ1 : What is in your bag/backpack?

你的包裡/背包裡有甚麼?

S : Free answer. (both in Chinese or in English)

T: 用英文複述學生答案，學生跟著唸。

(老師用英文隨機抽問學生，包裡有甚麼東西，

再用英文複述學生答案，讓學生跟著唸。)

TQ2: Okay! What do we see in the bag?

在包裹我們看見甚麼東西?

S : Free answer.

T: pencil, eraser, ruler, sharpener,  
pencil case, book, scissors, notebook.

### ▲Activity 3 -- Introduce my stationery

介紹我的文具用品

Step1 使用句型說明

T: What should you bring to school ?

5

Listening  
&  
Speaking

15

Speaking

上學時你應該帶什麼東西？

S: I should bring the \_\_\_\_\_、\_\_\_\_\_ ……

and \_\_\_\_\_. 我應該帶~~和~

(學生用中英文說都可以，老師鼓勵用英文說。)

### Step2 Groups discussion 小組討論

(小組討論 如何用英語介紹文具，討論時間

可向老師求救-問老師文具英語怎麼說。)

### Step3 Groups reporting 小組報告

S: I should bring the \_\_\_\_\_、\_\_\_\_\_ ……

and \_\_\_\_\_. 我應該帶~~和~

(Each student must report in English on stage, at

least two items.每個學生都要上台用英文報

告，至少說兩種)

### § Game rules

Say a correct word, you can get 1

point, and the group with the highest

score wins.

說一個正確的單詞可以得到1分，而得分最

高的組獲勝。

### (3) 總結活動 Summary activity

#### ▲Activity 4 --Raise stationery games

##### 募集文具遊戲

T : I need 3 erasers.

Ss:每組要交出 3 個橡皮擦，交齊立刻趴在桌上，才算完成任務。

( The first one to reach the goal gets one point.

第一个達標得一分，累積到最後，最高分獲勝。)

##### §老師的叮嚀

T: Stationery is bought with money, don't throw them away, don't waste.

文具是花錢買的，不要亂丟，不要浪費，要珍惜，錢是爸媽要流血流汗賺來的很辛苦，替家裡節省錢才是懂事好孩子。

#### ▲Activity 5- -

Sing the song “ what is in your bag? ”

-----Ending-----

5

Listening

Video

5

Sing

## ▲Content Language

### § Vocabulary

1. Stationery 文具
2. Bag 包; 袋子
3. Bring 帶來
4. Pencil 鉛筆
5. Eraser 橡皮擦
6. Ruler 標尺
7. Sharpener 削鉛筆器
8. Notebook 筆記本

### § Phrase

1. Pencil case 鉛筆盒

### § Sentence

1. What is it? 它是甚麼?
2. What is in your bag/backpack?  
你的包裡/背包有甚麼?
3. What should you bring to school?  
上學時你應該帶什麼東西?
4. I should bring~ 我應該帶~

## ▲ Classroom Language

1. Stand up. 站起來；起立
2. Sit down. 坐下
3. Put away everything on the table.  
把桌子上的東西都收起來
4. Take out your life book. 拿出你的生活課本
5. Straighten up, please. 挺直
6. Sit still! 請坐好！
7. Louder, please. 請大聲一點.
8. You got it. 答對了
9. Clap your hands together. 一起拍手
10. Eyes on Me. (Eyes on you) 盯着我

-----The 4<sup>th</sup> period-----

L.1-1-4 What do you see at

**1.Preparation activities**

#Teacher preparation

ppt

#Ask the students to prepare

No.

**2.Development activities**

**(1) 引起動機 Giving motivation**

T: Open the textbook and turn to page 6.

老師請學生打開課本並翻到第六頁。

textbook

**▲ Observation and discussion 觀察與討論**

TQ1:Where are the children in the textbook going?

(課本裡的小朋友要去哪裡呢?)

S : Free discussion. (both in English and Chinese)

TQ2:What is the name of their school?

(他們的學校叫甚麼名字?)

S : Free discussion. (both in English and Chinese)

TQ3: What is the name of our school ?

(我們的學校叫甚麼名字?)

5

Listening  
&  
Speaking

## (2) 課程發展 Curriculum development

### ▲Activity 1:

1. What do you see ?

See \_\_\_\_\_ in front of the school gate.

Guidance teacher

security guard  
警衛安全守護

armbands  
導護

Volunteer

Yes/Yes!

ppt

10

Listening  
&  
Speaking

### ▲Q&A

TQ1: What do you see in front of the school gate in the morning ?

早上在校門口前你看到甚麼？

S : Free discussion. (both in English and Chinese)

T: Guidance teachers 、volunteers and security guard.

導護老師、志工叔叔、志工阿姨和警衛叔叔。

(老師指著 powerpoint 圖片說，邊說邊帶學生唸。)

T: Usually, they wear vests and armbands.

通常他們會穿背心和戴臂章。

They are to protect the safety of students.

他們是保護學生的安全。

T: When you see the guidance teacher 、 volunteer 、 and security guard , you need to say“ Hello ! ” or “Good morning.”

當你們看見導護老師、志工叔叔、志工阿姨和警衛叔叔時，必須跟他們說 “ 你好！ ” 或 “ 早安！ ”

T:(台語:花食露水，人食喙水: 意指: 嘴巴甜、有禮貌的人，比較容易得到別人的喜歡和幫助)

### ▲Activity 2:

1. What do you see ?

\_\_\_\_\_ at the school

Teacher      classmates      students

School name ?

ppt

10

Listening  
&  
Speaking



TQ1: What do you see at school ?

在學校看到甚麼？

S : Free discussion. (both in English and Chinese)

T: A lot of teachers. 很多老師

A lot of students. 很多學生

A lot of classmates. 很多同學

TQ2: If your sister or brother is in our school, please raise your hand.

如果您的姐妹或兄弟在我們學校，請舉手。

TQ3: Which sibling of yours is at school ?

你哪一個兄弟姊妹在學校？

TQ4: In which grade ? 讀幾年級？

S : Free discussion. (both in English and Chinese)

TQ5: Not knowing anybody, please raise your hand.

不認識任何人，請舉手。

### ▲Activity 3:

§ 老師以提問方式，跟學生說明“老師與學生在學校的任務”

TQ1: What do students go to school for?

<p>學生去學校是為了甚麼？</p> <p>S : Free discussion. (both in English and Chinese)</p> <p>T: For learning, get knowledge and being disciplined.</p> <p>為了學習，求得知識，並學習行為準則(做人做事的道理)，不是來玩的，大家要明白。</p> <p>☆</p> <p>TQ2: What is the teacher's job? 老師的工作是甚麼？</p> <p>S : Free discussion. (both in English and Chinese)</p> <p>T: Teaching students to read and write, and learn the Code of conduct. 教學生讀書寫字，以及行為準則(做人做事的道理)。</p> <p>你們要用心跟老師學習，將來才會成為有學問有用的人……………才會受到大家的喜歡。</p> <p>T: 同班同學可能是上輩子的好朋友，or sibling 兄弟姊妹，所以 Everyone should help each other 大家要互相幫助，有好康一起分享，有困難一起想辦法解決，就是「有福同享，有工作一起承擔。」</p> <p>來! 跟老師說一遍「有福同享，有工作一起承擔。」</p>		10	Listening & Speaking
---	--	----	----------------------

### (3) 總結活動 Summary activity



ppt

5

Listening

#### §Step1--老師下指令

T:Come on and line up into 2 lines. 排成兩直線

(Stand in two lines.)

Divide yourselves into groups of 4. 分成 4 人組

#### §Step2--Game rules 遊戲規則

1.-i Use the chart on ppt.

利用 ppt 上的圖

ii When the teacher says a word, you need to touch the appropriate picture.

當老師說一個詞時，你們需要觸摸適當的圖片

iii You get 1 point for a correct answer.

答案正確得到 1 分

iv Add points for the winning group.獲勝組加積分

2. 老師帶學生把 ppt 上的圖用英文說一遍

-----Ending-----

## ▲ Content Language

### § Vocabulary

1. teacher 老師
2. students 學生
3. volunteer 志工
4. classmate 同學
5. armbands 臂章
6. vest 背心

### § Phrase

1. A lot of 很多
2. Good morning 早安
3. security guard 警衛
4. in the morning 早上
5. at school 在學校
6. in front of 在…前面

### § Sentence

1. In which grade? 幾年級?
2. Please, raise your hand. 請舉起你的手
3. What do you see~? 你看見甚麼?

### ▲Classroom Language

1. Stand up. 站起來；起立
2. Sit down. 坐下
3. Eyes on Me. (Eyes on you) 盯着我
4. Take out your life book. 拿出你的生活課本
5. Straighten up, please. 挺直
6. Sit still! 請坐好！
7. Louder, please. 請大聲一點.
8. You got it. 答對了
9. Clap your hands together. 一起拍手
10. Listen to me ! / Listen up! 注意聽!

評議

Comment