

素養導向教學規劃----period 1

課程名稱	學習目標	核心素養	學習內容	學習表現	Language of Learning	Language for Learning	Language through learning	節數
U 1 昆蟲 擾西 吳沁 婕	<p><b>1.using the iPad to look for the information you need</b></p> <p><b>2. looking at the pictures on the handout &amp; recognizing the English names of the insects</b></p> <p><a href="https://drive.google.com/file/d/1pUFW00QDd_C1I0mbjSn_e5_ut32fbB7qU/view?usp=sharing">https://drive.google.com/file/d/1pUFW00QDd_C1I0mbjSn_e5_ut32fbB7qU/view?usp=sharing</a></p>	生活 - E- A3 生活 - E- B3	B- I-1 B- I- 3 3	2- I- 1 4- I- 1	<p>重要關鍵字</p> <p>1. a bee</p> <p>2. an ant</p> <p>3. a ladybug</p> <p>4. a beetle</p> <p>5. a cockroach</p> <p>6. a cicada</p> <p>7. a fly</p> <p>8. a mantis</p> <p>9. a grasshopper</p> <p>10. a dragonfly</p>	<p>1. I like __.</p> <p>2. I look like a/an _____.</p> <p>3. I have a/an _____.</p> <p>4. What color is it?</p> <p>5. Why do you like it?</p> <p>6. Is a/an ___ an insect?</p>	<p>✓Stand up.</p> <p>✓Sit down.</p> <p>✓Color it.</p>	6
U2 來去 找昆 蟲 . 彩繪 昆蟲	<p><b>1. learning the structure of the insects</b></p> <p><b>2. Searching the insects on campus</b></p> <p><b>3. Sharing the insect you caught on campus</b></p> <p><b>4. Drawing the insects you caught</b></p>				<p>1. head</p> <p>2.thorax</p> <p>3.abdomen</p> <p>4.antennae</p> <p>5.leg</p> <p>6.sting</p> <p>7.wing</p>	<p>1.</p> <p>Q: What is it?</p> <p>A: It's _____</p> <p>2.</p> <p>Q: Where did you catch it?</p> <p>A: on campus/ in the tree/ on the grass</p> <p>3.</p> <p>Do you like the insect you caught on campus?</p> <p>4.</p> <p>How did you catch it?</p> <p>5. Are you happy to catch it?</p>	<p>✓catch</p> <p>✓paint</p> <p>✓draw</p> <p>✓Color it.</p> <p>✓clean up</p>	6
U3 學生 能以	<p><b>1. What do the insects eat?</b></p>				<p>I. Food</p> <p>1. plants</p> <p>1-1 a leaf/leaves</p>			6


<p>作畫 分配 任務 表達 昆蟲 生活 習性 與作 息。</p>	<p><b>2. Describing how the insects dress up?</b> <b>3. Where do the insects live?</b> <b>4. How do they move?</b></p>			<p>1-2 flowers 1-3 sap 1-4 nectar 1-5 rotten fruit 2. meat 2-1 spoiled food 3. animal's 3-1feces 3-2carcasses II. clothes 2-1 scales III. places to live 3-1 in the air 3-2 on earth 3-3 under the ground 3-4 under the water IV. the ways to move 4-1 fly 4-2 climb 4-3 jump 4-4 hop</p>			
<p>U4 學生 能就 所分 配任 務與 組別 他人 作品 彙整 成 書。</p>					<p>1. <a href="https://youtu.be/OF9MUbt-GSs">https://youtu.be/OF9MUbt-GSs</a> 2. <a href="https://youtu.be/8OcRUWsFzpk">https://youtu.be/8OcRUWsFzpk</a> 3. <a href="https://youtu.be/xXAfPRquFs">https://youtu.be/xXAfPRquFs</a> 4. <a href="https://youtu.be/9xwHaiQ2esw">https://youtu.be/9xwHaiQ2esw</a></p>	<p>✓1. cut it off ✓2.move your paper ✓3.open and close ✓4.the way to hold your scissors properly</p>	<p>6</p>
<p>U5~U7 學生 能分 工合 作完 成昆</p>	<p><a href="https://create.kahoot.it/v2/details/4c7df462-2a20-40bd-b312-4e76ffc63b2f">https://create.kahoot.it/v2/details/4c7df462-2a20-40bd-b312-4e76ffc63b2f</a> (recognize some insects) <a href="https://create.kahoot.it/v2/details/b820b507-883d-4ba5-b977-">https://create.kahoot.it/v2/details/b820b507-883d-4ba5-b977-</a></p>			<p>#1questions: 1.What is it? 2. Is it a ---? 3. What eats---? 4.What feeds on -- -?</p>	<p><a href="https://create.kahoot.it/">https://create.kahoot.it/</a> (recognize some insects) 1. Q &amp; A 1-1 Wh- questions 1-2 yes/no questions 2.words</p>		<p>3</p>

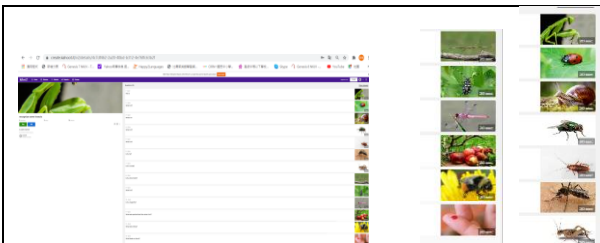
蟲包 埋並 擺設 成品 佈置 課 室。	cea8cbf03238 the information about insects U5 1. What does --- eat? 2. Where does --- live? 3. How does ---move?			#2Words: insects: cockroach, ladybug, ant, mosquito, mantis, snail, fly, cricket, stick insect, dragonfly, bee food for insects: rotten fruit, spoiled food, blood, nectar	2-1. insects 2-2. food for insects		
	U6/1091021 U6 1. reviewing The names of the insects 2. burying the insects 3. fulfilling the work of insect hotels			1. the names of the insects 2.materials for burying-- 2-1 liquid, chopsticks, scale, containers... 2-2 activities Pour the liquid into the container, 3. colored pencils	1. How many rooms? 2. Is it an ant hotel? 3. What's it? 4. What are they? 5. How much per night?	✓1. put away your colored pencils ✓2. Hand in your work ✓3. Clean up your table ✓4. Put all the stools under the tables ✓5. Wipe the floor	3
	U7/1091028 U7			Tools (工具) 1. dropper (滴 管) 2. scale (磅秤) 3. container(容器) 4. chopsticks(筷子) 5. cup (杯子) 6. tweezers (鑷子) materials(材料) #1 liquid 液體 (resin A, resin B 樹 酯)			
U8	<a href="https://create.kahoot.it/details/edba83e3-">https://create.kahoot.it/details/edba83e3-</a>			pair of			

學生 能分 享本 主題	<a href="https://www.kahoot.it/join/864a-492b-9dd1-bfb01e9c7046">864a-492b-9dd1-bfb01e9c7046</a> reviewing the words learned last week				words(insect/place to live in)1. ant/hill2. bee/hive3. mosquito/puddle4. spider/web5. bird/nest6. mouse/hole7. horse/barn8. body/coat9. hat/head10. smell/rose11. flower/garden12. story/book13. king/castle14. teabag/box15. tea/teapot			

- 1.學生能認識昆蟲造型的特徵。(1090909No.1)
- 2.學生能運用色彩來描繪昆蟲。(1090916No.2)
- 3.學生能以作畫分配任務表達昆蟲生活習性與作息。(1090923No.3)
- 4.學生能就所分配任務與組別他人作品彙整成書。(1090930No.4)


5~7.學生能分工合作完成昆蟲包埋並擺設成品佈置課室。(1091007-14-21No.5-7-6-7)

<p>Try Their Best to Design Their Own Works, No Matter the Insect Hotel or Fixing the Insect on the Board</p> <p><a href="https://www.youtube.com/watch?v=OF9MUbt-GSs&amp;feature=youtu.be">https://www.youtube.com/watch?v=OF9MUbt-GSs&amp;feature=youtu.be</a></p> <p><u>109.10.14</u></p>	
	<p>Children's works:</p> <p>All of children are interested in this topic. They concentrated their mind to fulfill all the missions assigned to them. First, they reviewed the names of insects by answering the questions on Kahoot the English teacher designed. Then, they learned how to fix the insect they collected on the board, which they would bury for following lessons.</p>




### Step 1

Review the information about the insects they've learned before by answering the questions on Kahoot the English teacher designed.



### Step 2

They, 2 in each team, also wrote down their answers on a piece of blank paper. They helped each other. For example, one tried to spell the words for the other writing down the information. From the questions, they learned the names of insects and knew what food the insects ate and where they lived.



### Step 3

Then, by watching the film on Youtube, the art teacher taught them the steps to fix the insects before burying their insects with liquid to make their own works.



### Step 4

After learning how to fix the insects, they went get the insects they collected before or chose one to practice fixing them on their own board.



### Step 5

During first 2 steps, the art teacher softened the insects in hot water first.



### Step 6

While some were keeping drawing the insect hotel they didn't finish last week, the others were keeping fixing the insects.



Step 6-1

As you can see, everyone concentrated their mind to design their own insect hotels. At the same time, they shared their idea with their English teacher in English and Chinese.



Step 6-2

No matter they worked alone or collaborated with their pal, they concentrated their mind on what they were working.

109.10.21

<https://play.kahoot.it/v2/lobby?quizId=edba83e3-864a-492b-9dd1-bfb01e9c7046>



Tools (工具)

1. dropper (滴管)
2. scale (磅秤)
3. container(容器)
4. chopsticks(筷子)
5. cup (杯子)

6. tweezers (鑷子)

materials(材料)

#1 liquid 液體(resin A, resin B 樹脂)



### Step 1

Introduce the tools and the materials for burying the insects with the resin A and B.

We need some paper cups, droppers, scale, containers, chopsticks, tweezers and resin A & B.



### Step 2

Get the insects you collected before and put them into the containers with the tweezers.



### Step 3

Review the steps to bury the insects with resin A & B last semester. We used paper cups instead of plastic ones to avoid chemical reaction.



### Step 4

Measure the amount of resin for each team. The amount of B resin and A resin is 1 to 3.





### Step 5

Put your cup on the scale. Then pour Resin A and B into the cup to mix them together.



Resin A 51g



Resin B 17g



### Step 6

Stir them up with chopsticks until the liquid becomes transparent.



### Step 5

5-1

Pour the mixture into the empty container along the chopstick



5-2

until it is enough to fix the insect to the bottom of the container.





While some are making the mixture, the others are continuing the work of the insect hotel and doing conversations as following

1. How many rooms?
2. Is it an ant hotel?
3. What's it?
4. What are they?
5. How much per night?

8. 學生能分享本主題