



繪畫創作－泡泡水的魔法世界

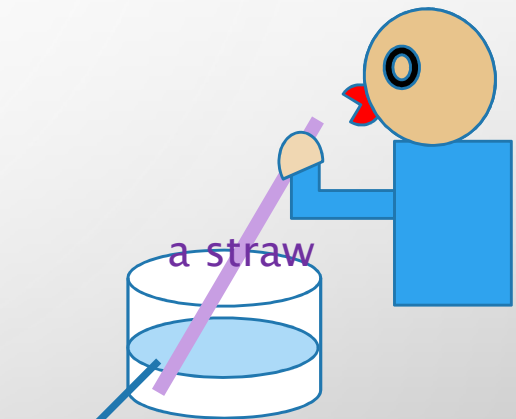
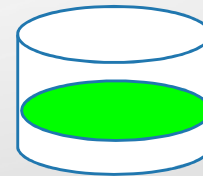
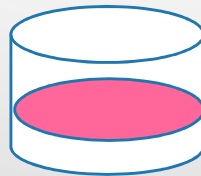
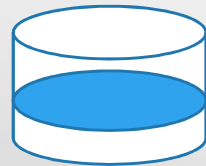
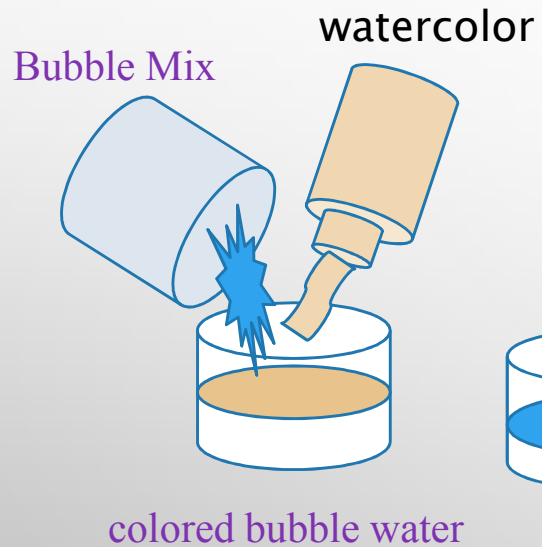
BUBBLE PAINTING



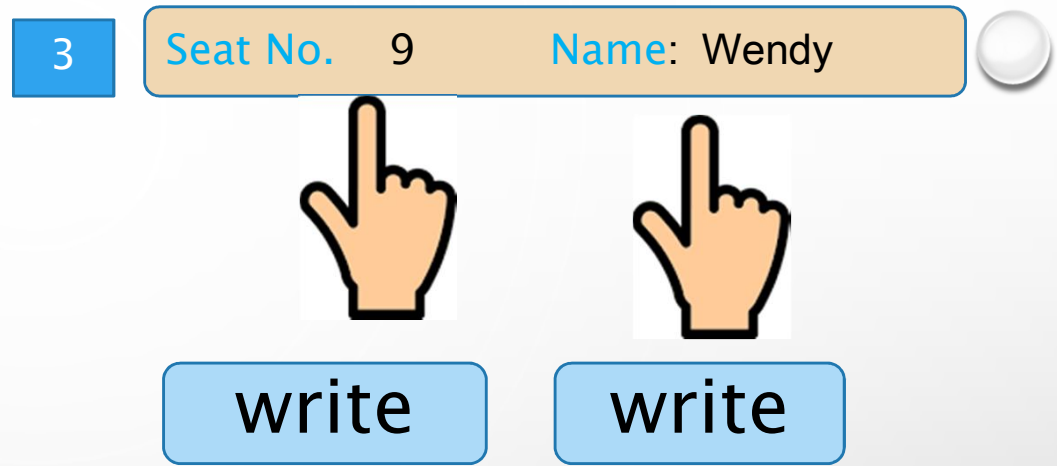
The background features a light gray gradient with several realistic water droplets and bubbles of various sizes scattered across the surface. Some are partially cut off by the edges of the frame. The droplets have highlights and shadows, giving them a three-dimensional appearance.

HOW TO DO BUBBLE PAINTING?

MAKE COLORED BUBBLE WATER




Take a straw and dip it in colored water.



1 You are divided into three groups.


2 One piece of paper & a straw(吸管) per person



BLOW COLORED BUBBLE WATER ON PAPER

將彩色泡泡水吹在紙上

Blow out different colors.



Blow gently

DRAWING PATTERN--ACCORDING TO YOUR VISION

