

MASK-從心出發(PART3)

導引與製作(5 6 7 8節)


What's the different between these two paintings?
You can use English or Chinese.



雷諾瓦--莎瑪麗夫人-撫媚charming



畢卡索---哭泣的女人cry



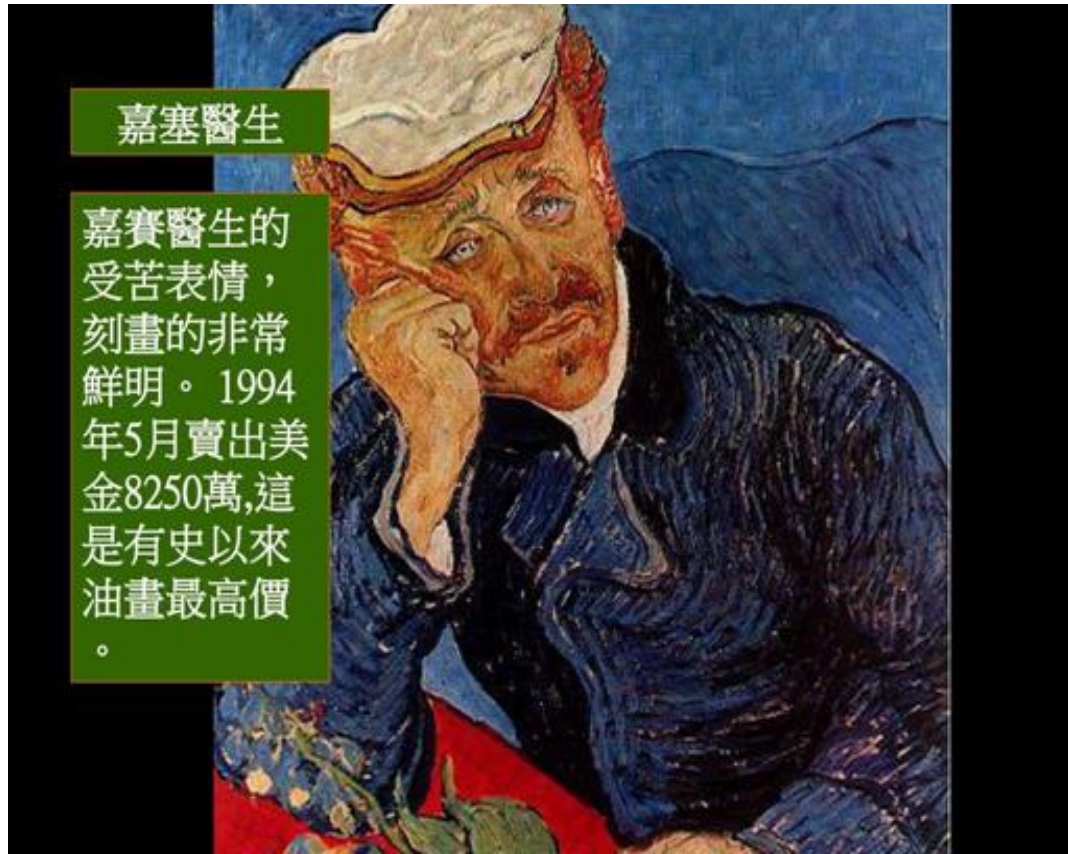
The girl has smooth skin in Renior's painting.




This is Picasso's linocut (亞麻油毯浮雕印刷),
the face of his lover and wife.
There are many color blocks (色塊) on her face.



梵谷—賽塞醫師-痛苦 pain



梵谷自畫像-憂鬱 Melancholy

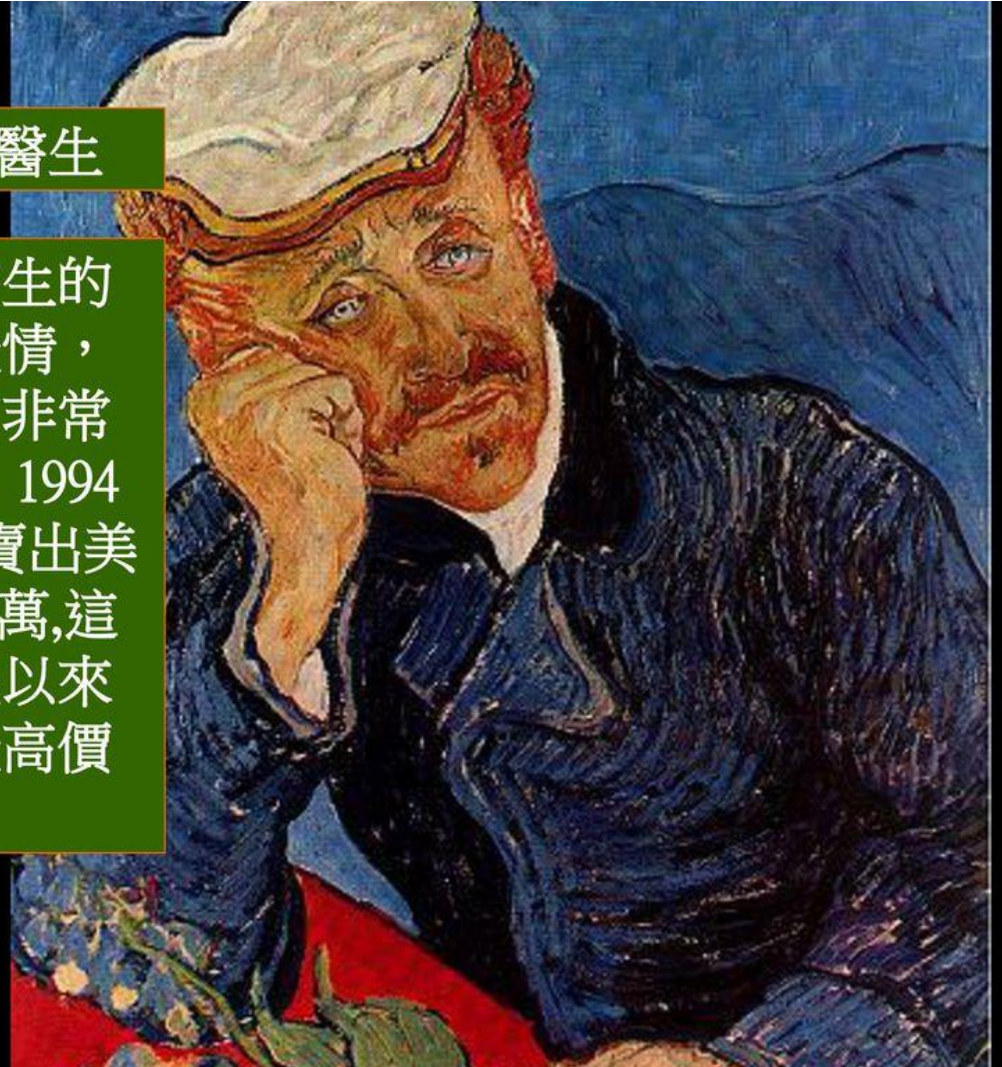


Van Gogh used thick lines(粗的線條) to show(表現) the rhythm(韻律) of the face.



嘉塞醫生

嘉賽醫生的受苦表情，刻畫的非常鮮明。1994年5月賣出美金8250萬，這是有史以來油畫最高價。




What's the different between these two paintings?
You can use English or Chinese.


李明吉—堅強strong



洪瑞麟—尊嚴dignity



洪瑞麟的miner(礦工)充滿Inferiority(自卑)和(Self-esteem)自尊，相衝突的人性



李明吉的miner(礦工)充滿Scars (傷痕)和strong(堅強)的父親形象



- So think about your mask.
Which way do you want to draw your face?
- It's your turn.



面具製作步驟教師示範

let's review some skills of water color painting.

Tools: tissue, water color paper, watercolor, water, flat watercolor brushes, round watercolor brushes.





step1: Draw the eyes first.

Step2: Draw other parts of the face:

ex: nose, mouth, eyebrows, etc.

刷水 Brush water




上膚色 paint skin color




疊上暗褐色 Stack brown color



膚色亮部與暗部take away(印掉)與 Grading(漸變)



臉部細節) Draw facial detail



主體彩繪完成 finish




臉上可以有甚麼裝飾? Decorations on the face



台灣杉小提琴擁有優美音質。圖/杜建重


臉上可以有甚麼情緒表現? feeling



世界天氣

地區	氣溫 C	地區
東京	17-27	香港
曼谷	26-33	福州
雪梨	13-18	昆明
洛杉磯	17-24	台北
紐約	16-25	上海
里約	20-29	
日內瓦	13-24	
倫敦	16-24	

頭髮著色完成 Hair production is completed





- T: Please show your friend's emotion. EX: He is sad or happy?