

學校 School	龍興國小 Long Xing Elementary School		
主題名稱 Subject name	主題一 訊息的傳達 Subject one Convey the information .	教材來源 Course Book	康軒版生活 第1冊 Kang Xuan Edition Life Book 2
單元名稱 Topic	第一單元 分享寒假生活 Talking about Winter Vacation		
教學年級 Grade & Class	一年級 1 班 First grade Class 1	教學設計者 Teacher	李美嬌 Candice Lee

Class Sections

教學節數 Section Breakdown 共 5 節 5 Periods	第一節 寒假裡做了些什麼 Periods 1 What did you do during the winter vacation? (textbook p.6)	共 200 分鐘 Total Time : 200 mins.	40 mins.
	第二節 比手畫腳演寒假 Periods 2 Game time: Charades (textbook p.7)		40 mins.
	第三節 寒假分享的方式 Periods 3 Winter vacation activities (textbook p.8-9)		40 mins.
	第四,五節 寒假生活分享站 Periods 4-5 Talking about our vacation (textbook p.10-p.11)		80 mins.

Period 1 Lesson Plan: What did you do during the winter vacation?

Brief Teaching Concept 簡要 教學理念	引導小朋友如何將寒假生活做分類表達，以及表達的重點內容。
Teaching Method	口語表達 Oral expression、傾聽 Listening
Teaching Objectives 教學目標	1. 培養小朋友能有條理地將寒假生活做分類表達。 2. 能夠使用英語表達寒假生活。 3. 能聽懂老師同學用英語表達的語意。
Corresponding core literacy 對應之 核心 素養	生活-E-A1 透過自己與外界的連結，產生自我感知並能對自己正向的看法，進而愛惜自己，同時透過對生活事物的探索與探究，體會與感受學習的樂趣，並能主動發現問題及解決問題，持續學習。 生活-E-B1 使用適切且多元的表徵符號，表達自己的想法、與人溝通，並能同理與尊重他人想法。

<p>English Vocabulary, Phrase and Sentence Pattern 英語詞彙，短語和句型</p>	<p>Vocabulary 資源回收 Recycle / sweep/擦桌子 Wipe / 讀 Read / 洗 wash Phrase 掃地 sweep the floor / 擦桌子 Wipe the table / 洗碗 Wash dishes / 資源回收 resource recycling Sentence Pattern What did you do?</p>		
<p>Preparation</p>	<p>Teacher – Powerpoint Student – Worksheet about winter vacation activity</p>		
<p>Teaching activity 教學活動</p>	<p>Teaching Aids 教學資源</p>	<p>Time (min) 時間</p>	<p>Language Focus 語言焦點</p>
<p>(1) 引起動機 causing motivation 向學生做簡單問候關懷 (simple greet to students) T: How is your winter vacation? Are you happy? (你們的寒假過得如何呢？快樂嗎？) S : Free speech. (both in English and Chinese) 自由發言（中英文皆可）</p>		<p>3 mins</p>	<p>Listening and Speaking</p>
<p>Teaching activity 教學活動</p>	<p>Teaching Aids 教學資源</p>	<p>Time (min) 時間</p>	<p>Language Focus 語言焦點</p>
<p>2.Development activities (2) 課程發展 Curriculum development The teacher show powerpoint and ask the students to open the sixth page of the textbook,too. 師顯示 ppt 並請學生也翻開課本第六頁。</p>		<p>2</p>	<p>Listening</p>
<p>▲提問問題 師問小朋友寒假裡做了甚麼事，學會那些事。 T: Question 1 What did you do during the winter vacation ? (在寒假裡，你做了甚麼事呢？) S : Free speech. (both in English and Chinese) 自由發言（中英文皆可）</p>		<p>3</p>	<p>Speaking</p>

§ 老師依 ppt 做引導式提問
 (目的在引導小朋友學習“寒假生活”報告方式)



ppt

2

T: Question 1

Did you help with housework? Yes/No.

(你幫忙做家务了嗎?)

S: Free speech. (Yes or No)

T: If you say yes, please raise your hand.

§ Show ppt--“do housework”做家务 page.



ppt

5

老師依上圖逐一顯示圖文逐一提問

T Question 2

Did you do resource recycling?

(你做資源回收了嗎?)

S: Free speech. (Yes or No.)

Speaking

T Question 3

Did you sweep the floor ? (wipe the table /wash dishes)

S : Free speech. (Yes or No)

T Question 4

What else?

S : Free speech. (both in English and Chinese)

老師領讀 ppt.面頁面上的四個詞或詞組讀

§ Show ppt.--拜年



ppt

5

Reading

老師依上圖逐一顯示圖文逐一提問

老師領讀 Have a new year's visit.拜年

T Question 1

Did you visit your friend or classmate during Chinese New Year ?

有跟 friend 拜年嗎? friend 朋友

有跟 classmate 拜年嗎? classmate 同學

S : Free speech. (say yes or no)

T: If you say yes, raise your hand.

T Question 2

有跟 relative 拜年嗎? relative 親戚

S : Free speech. (say yes or no)

T: If you say yes, raise your hand.

Speaking

Speaking

T Question 3

anyone else? 還有誰?

Did you visit anyone during Chinese New Year?

S : Free speech. (both in English and Chinese)

老師領讀 ppt.面頁面上的四個詞

§ Show ppt.—temple & church



ppt

2

Speaking

Reading

Oral Sharing

T Question 1

T: Did you go to the temple/church? Yes or No.

你去廟/教堂嗎?

S : Free speech. (both in English and Chinese)

If you say yes, please raise your hand.

老師領讀 ppt.面頁面上的兩個詞

§ Show ppt.— about travel



ppt

2

Speaking

T Question 1

T: Did you travel? Yes or No.

你去旅遊嗎?

S : Free speech. (both in English and Chinese)

T: If you went, please raise your hand.

Where?

§ Show ppt.— about write & read



Ppt

4

Speaking

T Question 1

T: Did you write/read? Yes or No.

你寫字/閱讀嗎?

S : Free speech. (both in English and Chinese)

T: If you said yes, please raise your hand.

Good job.

§ Show ppt.— about exhibition 展覽



Ppt

5

Speaking

T Question 1

T: Did you visit the exhibition ? Yes or No.

你有參觀展覽嗎?

S : Free speech. (both in English and Chinese)

T: If you said yes, please raise your hand.

What kind?

老師逐一介紹科技展、書畫展、書展，並鼓勵小朋友若有機會要多去參觀，增加見聞增長知識，發現自己的興趣。

§ Show ppt.— What else



Ppt

5

T: What else?

老師問:寒假裡還有做其他的任何活動嗎?

譬如 騎腳踏車、玩跳繩、打球等等...

S : Free speech. (both in English and Chinese)

T: What kind of activities do you like the most?

你最喜歡的活動是什麼?

Why?

Speaking

Speaking

總結活動 Summary activity



1. 老師再帶學生複習生詞

Recycle

Sweep the floor

Wipe the table

Wash dishes

2. 老師告訴學生下次要做寒假生活的分享，如果不知怎麼報告，可以參考老師今天提供的方法，按此 ppt 挑選幾個事項作報告，可使用中文加英文報告。



-----Ending-----

接第三節

ppt

5













Reading

Listening

Period 3 Winter Vacation Activities

<p>Brief Teaching Concept 簡要教學理念</p>	<p>本單元“寒假生活的分享”旨在提供小朋友練習說話與訓練膽量機會，分享寒假生活的材料很多如照片、門票、紀念品、導覽簡介或撿天然物品等，然而偏鄉小孩少出門這些都不易取得，所以小朋友多以在學習單畫圖做說明。</p> <p>於第一節課〈寒假裡做了些甚麼〉老師做引導式報告的教學讓不知怎麼報告的小朋友參仿，過程中設計好玩有趣的動作遊戲是為了引發孩童的興趣;低年級學生美語認識有限，為了豐富小朋友的報告內容，並兼顧華美語學習，讓學生採雙語報告;報告方式又分兩種:美語較弱者，老師採問答方式協助小朋友，希望藉此鼓勵他們勇於上台，樂於參與學習展現積極投入的行為，另種是小朋友自己上台報告。</p>
<p>The Method of Teaching</p>	<p>Oral speak, Worksheet, report.</p>
<p>Teaching Objectives 教學目標</p>	<p>能使用口語和同學分享自己的寒假生活。 能透過肢體表現寒假生活。</p>
<p>Corresponding core literacy 對應之核心素養</p>	<p>生活-E-A2 學習各種探究人、事、物的方法並理解探究後所獲得的道理，增進系統思考與解決問題的能力。</p> <p>生活-E-A3 藉由各種媒介，探索人、事、物的特性與關係，同時學習各種探究人、事、物的方法、理解道理，並能進行創作、分享及實踐。</p> <p>生活-E-B1 使用適切且多元的表徵符號，表達自己的想法、與人溝通，並能同理與尊重他人想法。</p> <p>生活-E-C1 覺察自己、他人和環境的關係，體會生活禮儀與團體規範的意義，學習尊重他人、愛護生活環境及關懷生命，並於生活中實踐，同時能省思自己在團體中所應扮演的角色，在能力所及或與他人合作的情況下，為改善事情而努力或採取改進行動。</p>
<p>English Vocabulary, Phrase and Sentence Pattern 英語詞彙，短語和句型</p>	<p>* Vocabulary 資源回收 Recycle / sweep/擦桌子 Wipe / 讀 Read / 洗 wash</p> <p>* Phrase 掃地 sweep the floor / 擦桌子 Wipe the table / 洗碗 Wash dishes /</p> <p>Sentence Pattern Did you ? Yes, I did. No, I did not. What did you do?</p>
<p>Preparation</p>	<p>Teacher – Worksheet, Powerpoint Student – N/A</p>

Teaching activity 教學活動	Teaching Aids 教學資源	Time (min) 時間	Language Focus 語言焦點
<p>2.Development activities (1) 引起動機 Ice Breaker</p> <p>▲比手畫腳--猜猜看 T: Look ! What am I doing? 我寒假做了甚麼事? (老師比手畫腳, 讓同學猜猜看—正在做甚麼事。)</p> <p>S: Free speech. (both in English and Chinese) T: I <u>recycle</u>. (學生回答後老師再用英文說遍答案) (Recycle / sweep the floor / Mop the table / Wash the dishes/ Wipe the table/Read.) 老師依上述句型將這些語詞逐一做一次練習。</p>	Total Physical Response (TPR) Actions	5 min	Listening
Teaching activity 教學活動	Teaching Aids 教學資源	Time (min) 時間	Language Focus 語言焦點
<p>(2) 課程發展 Curriculum development (warm up)</p> <p>▲活動 1:Oral question</p> <p>T: Did you recycle in your winter vacation ? Yes or No. S : Free speech. (both in English and Chinese) T: Some people say “Yes”. Some people say “No”.</p> <p>T: Okay ! Hands up, follow me please. T: Yes, I did. (雙手比打勾的動作, 讓學生模仿, 方便後面做學習單用) No, I did not.# (雙手比打 x 的動作, 讓學生模仿, 後面做學習單需要) T: When you say “Yes”, please show “Yes”(師並做打勾 v 的動作), “Yes- Yes - Yes”(手比打勾的動作) T: When you say “No”, please show “X”(師並做打 X 的動作) “No- No - No”(手比打 X 的動作) Okay, let’s try again.</p> <p>§老師依上面方法再帶學生練習下面幾個句型,增強熟悉度 Did you recycle? / Did you sweep the floor? / Did you wipe the table? / Did you wash dishes? / Did you read?</p>	TPR	10 mins	Listening and Speaking

Teaching activity 教學活動	Teaching Aids 教學資源	Time (min) 時間	Language Focus 語言焦點					
<p>▲活動 2:Worksheet--about “ my winter vacation? ”</p> <p>§ 進行學習單之前,老師先引導小朋友學會用英文做簡答 T: Did you recycle in your winter vacation ? S : Free speech. (Yes or No.) T: If you say“Yes”. Please say“Yes, I did.” (師做打 v 動作) T: If you say“No”. Please say “No, I did not.” (師做打 X 動作) * 老師依上面方法再帶學生練習下面幾個句型,增強熟悉度 Did you recycle? / Did you sweep the floor? / Did you wipe the table? / Did you wash dishes? / Did you read?</p> <p>§ Write the worksheet--about “ my winter vacation? ”</p>	Worksheet	5mins.	Listening and Speaking					
<table border="1" style="width: 100%; height: 100%;"> <tr> <td data-bbox="76 947 531 1417"> <p>1 <input type="checkbox"/> Recycle?</p>  </td> <td data-bbox="531 947 986 1417"> <p>2 <input type="checkbox"/> Sweep the floor?</p>  </td> </tr> <tr> <td data-bbox="76 1417 531 1899"> <p>3 <input type="checkbox"/> Wipe the table?</p>  </td> <td data-bbox="531 1417 986 1899"> <p>4 <input type="checkbox"/> Wash dishes?</p>  </td> </tr> <tr> <td data-bbox="76 1899 531 2134"> <p>5 <input type="checkbox"/> Read books?</p> </td> <td data-bbox="531 1899 986 2134"> <p>6 Yes, I did...</p> </td> </tr> </table>		<p>1 <input type="checkbox"/> Recycle?</p> 	<p>2 <input type="checkbox"/> Sweep the floor?</p> 	<p>3 <input type="checkbox"/> Wipe the table?</p> 	<p>4 <input type="checkbox"/> Wash dishes?</p> 	<p>5 <input type="checkbox"/> Read books?</p>	<p>6 Yes, I did...</p>	10 mins
<p>1 <input type="checkbox"/> Recycle?</p> 	<p>2 <input type="checkbox"/> Sweep the floor?</p> 							
<p>3 <input type="checkbox"/> Wipe the table?</p> 	<p>4 <input type="checkbox"/> Wash dishes?</p> 							
<p>5 <input type="checkbox"/> Read books?</p>	<p>6 Yes, I did...</p>							



No, I did not...

T: It is a box. Box- Box- Box (老師指著一個 說)

T: Did you recycle? (並指著圖 1 說)

S: Free speech. (Yes or No.)

T: If “Yes”, please check the box.

T: If “No.”, don’t check the box.

Okay!

然後，老師按學習單第 1 題逐題唸到最後一題，小朋友跟著老師逐題作答。

Teaching activity
教學活動

Teaching
Aids
教學資源

Time
(min)
時間

Language
Focus
語言焦點

活動 3--Report winter vacation

T: We are going to present. So, all you are going to come up here.

T: I am going to ask you questions.

You say “Yes, I did.” Or “No. I did not.”

Worksheet

10 mins

Speaking

Teaching activity
教學活動

Teaching
Aids
教學資源

Time
(min)
時間

Language
Focus
語言焦點

3.Summary activity

▲老師結語:

(1)觀察小朋友是否能流利地使用語言、文字、肢體及藝術等各種符號進行表達、溝通及互動。

(2)觀察小朋友在活動過程中是否注意生活禮儀與遵守團體規範的，尊重他人。

(3)跟小朋友做 Feedback

-----Ending-----

5 mins

Listening
and
Speaking

Thank you for attending class!

評議

Comments Section