

高雄市雙語學校--生活領域沉浸式英語教學教案設計（主題五）

Kaohsiung City Bilingual Schools--

Design of immersive English teaching plan in the field of life (Subject five)

學校 School	龍興國小 Longxing Elementary School		
教學年級 Grade & class	一年級 1 班 The first grade class 1	教學設計者 Teaching designer	李美嬌 Candice Lee
單元名稱 Unit	第五單元 聲音好好玩 Unit 5 Sound is fun	教材來源 Teaching Material	南一版生活 第1冊 Nanyi Edition Life Book 1
主題名稱 Topic	主題一 聲音哪裡來 Topic 1 Where does the sound come from?		
主題名稱 Subject	Subject 5 擬聲詞(中英文動物聲音) Onomatopoeias (English and Chinese animal sounds) (textbook p.92-p.93)		
教學節數 Number of teaching sessions	第 1-2 節 Where does the sound come from? 第 3-4 節 How to record sounds? 第 5 節 擬聲詞(中英文動物聲音) Onomatopoeias (English and Chinese animal sounds) (textbook p.92-p.93)	教學時間 Teaching time	@40mins.x6 =240 mins. (一節課40分鐘,本單元共6節,總計240分鐘,為期一週)

Section 5 Teaching design

Capability indicator 能力指標	4-I-2 使用不同的表徵符號進行表現與分享，感受創作的樂趣。 5-I-3 理解與欣賞美的多元形式與異同。 7-I-1 以對方能理解的語彙或方式，表達對人、事、物的觀察與意見。
The Method of Teaching	Simulated learning 模擬學習、Appreciate 欣賞
Teaching Objectives 教學目標	C-I-2 媒材特性與符號表徵的使用。 1. For students to associate onomatopoeias with animals. 讓學生將擬聲詞與動物聯繫起來。 2. For students to compare English and Chinese onomatopoeias. 供學生比較英語和漢語擬聲詞。
Design Concept 設計理念	1. 擬聲詞是模擬生活中自然中的聲響而造的詞彙，恰當地使用擬聲詞，可以使描述描繪生動逼真，令人如聞其聲，如臨其境。 2. 擬聲詞是世界上所有語言都具備的成分，它是主觀的，各國間有差異性。 通過比較漢、英擬聲詞，在語音表達方式方面的差異，可加深對漢、英語語言體系的認識，並由此探究漢英擬聲詞的互譯。 3. 聲音的探索可從教室內和教室外進行，本單元以室外為主，探討的擬聲詞是考量小朋友生活體驗中容易獲得之有關動物的聲音。
Corresponding core literacy 對應核心素養	生活-E-A1 透過自己與外界的連結，產生自我感知並能對自己有正向的看法，進而愛惜自己，同時透過對生活事物的探索與探究，體會與感受學習的樂趣，並能主動發現問題及解決問題，持續學習。 生活-E-B1 使用適切且多元的表徵符號，表達自己的想法、與人溝通，並能同理與尊重他人想法。 生活-E-B3 感受與體會生活中人、事、物的真、善與美，欣賞生活中美的多元形式與表現，在創作中覺察美的元素，逐漸發展美的敏覺。

English
Vocabulary,
Phrase and
Sentence Pattern
英語詞彙，
短語和句型

* Vocabulary

1. onomatopoeia	
2. animal sound	animal
3. bawck	chicken
4. woof	dog
5. oink	pig
6. tweet	bird

* Sentence Pattern

#“What animal is it?”

- It is a _____. (chicken, dog, pig, bird)

#“The chicken says bawck.” (animal, sound)

- Bawck! Bawck! bawck (sound)

#“What does the chicken say?” (animal)

- Bawck! Bawck! bawck (America sound)
- 咕咕...咕—(Chinese sound)

#“What animal says _____?” (bawck, woof, oink, tweet)

- A _____ says _____. (animal, sound)

* Classroom Language

Teacher to Student

Stand up.

Sit down.

Clean your desk.

Take out your life book.

Put down your hands on your leg.

Straighten up.

Eyes on Me. (Eyes on you)

Look at me.


Look here.

Don't lay on the desk.

Don't leave your seat.

Show me the _____ .

	#Student to Teacher I need your help.= I need help.		
Teaching activity 教學活動	Teaching aids 教學資源	Time	Teaching assess- -ment
<p>1. Teaching preparation</p> <p># Teacher preparation</p> <p>① 蒐集動物叫聲的中英語叫法</p> <p>② 製作教學 PPT</p> <p># Students prepare</p> <p>ㄊ 探索動物叫聲</p> <p>2. Development activities</p> <p>(1) Giving motivation 引起動機</p> <p>Step1</p> <p>The teacher leads students to speak the word "onomatopoeia" in a fun way.</p> <p>老師帶領學生以有趣的方式說“onomatopoeia” 擬聲詞這個詞。</p> <p>Step2</p> <p>Play Video--The Animal Sounds Song.</p> <p>(幫學生建立“onomatopoeia” 概念)</p> <p>(2) Curriculum development 課程發展</p> <p>▲ Activity 1 : Q&A</p>	<p>Oral speaking</p> <p>ppt</p>	<p>Mins.</p> <p>5</p>	<p>attract attention</p> <p>"Onomatopoeia" Concept</p>


<p>T Question 1</p>			
<p>Teacher : What animal is it? 它是甚麼動物?</p> <p>Students: Free answer (both Chinese and English) 自由回答(中英文皆可)</p> <p>Teacher: It is a _____. (chicken, dog, pig, bird) 它是一隻雞/狗/豬/鳥(老師用英語引導學生)</p> <p>Students: It is a _____. (chicken, dog, pig, bird) (Follow the teacher again.) 學生再跟隨老師唸一遍。 (複習:老師再隨機提問,試看學生是否會說英語動物名稱)</p>	<p>ppt</p> <p>Oral speaking</p> <p>Oral speaking</p>	<p>15</p>	<p>Understand the English name of the animal.</p> <p>Speaking Animals.</p>
<p>T Question 2</p> <p>Teacher :</p> <p>"bawck" is onomatopoeia.</p> <p>The <u>chicken</u> says <u>bawck</u>. (animal, sound)</p> <p>Bawck! bawck! bawck (sound)</p> <p>Students:</p> <p>Bawck! bawck! bawck (sound) 學生跟老師唸</p> <p>Teacher: Say in Chinese.</p> <p>Students: 咕咕...咕</p> <p>(按此形式將四個動物和四個擬聲詞練完)</p>	<p>ppt & Oral speaking</p>		<p>Speaking Sounds.</p>
<p>▲ Activity 2 : Q&A</p> <p>Teacher : What animal is it?</p> <p>Students: It is a . (chicken/dog/pig/bird) (學生用美語回答動物名稱)</p> <p>▲ Activity 3: Q&A</p>	<p>Oral Speaking</p>	<p>5</p>	<p>Speaking Animals</p>

Teacher: The  says bawck.

bawck! bawck!

Students: 看圖和字卡回答

▲ Activity 4: Q&A

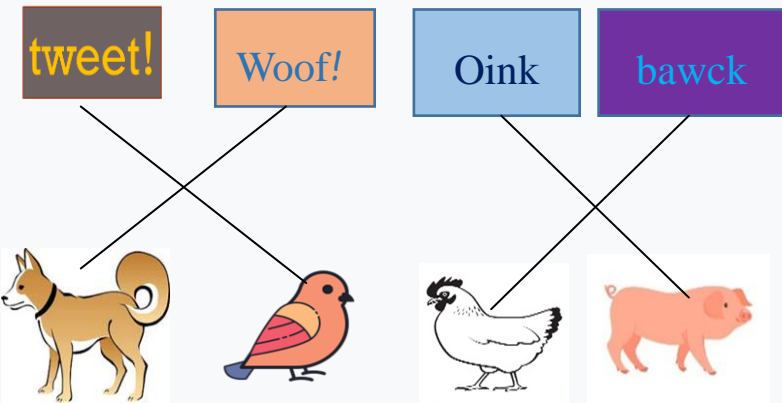
Teacher: What does the  say?

Students: 看圖和字卡回答

3.Summary activity 總結活動

▲ Connect onomatopoeia to animal.

§ What animal says .



-----Ending-----

Oral speaking

5

Speaking Animals & Sounds

Oral speaking

5

Speaking Animals & Sounds

Ppt & Oral Speaking

5

Answer

評議

Comment