



Come on! Come on, everybody.

Oh, yeah! Fengrung is the best.

Will you have fun learning English with us?

Start now and stay here with us.

豐榮國小



目錄 Content

- **Wow, so many cows! (我最牛)**page5
- **Creative ABC**.....page6-12
- **Let's type with fingers!**page13-14
- **A~Z practice**.....page15-42
- **Unit 1-Hello**
 - ✓ Let's talk!page43
 - ✓ Let's write!.....page44
- **Unit 2-Greetings**
 - ✓ Let's talk!page45
 - ✓ Let's write!.....page46
 - ✓ Let's draw & write!page46
- **Unit 3- What's your name?**
 - ✓ Let's talk!page47
 - ✓ Let's write!.....page48
 - ✓ Let's design!page49
- **Unit 4- How are you?**
 - ✓ Let's talk!page50
 - ✓ Let's draw & write!page51-53
 - ✓ Let's play!page54

➤ **Unit 5- Family**

- ✓ Let's talk!page55
- ✓ Let's write!.....page56
- ✓ Word bank!.....page57
- ✓ Let's write!.....page58
- ✓ Let's play!page59-60
- ✓ Let's draw!.....page61

➤ **Unit 6- Body Parts**

- ✓ Let's talk!page62
- ✓ Let's write!.....page63-64
- ✓ Let's talk!page65

➤ **Unit 7- Colorful Cows**

- ✓ Let's talk!page66
- ✓ Let's play!page67-68
- ✓ Let's draw & write!.....page69-70

➤ **Unit 8- I can draw**

- ✓ Let's talk!page71
- ✓ Let's draw !.....page72
- ✓ Let's play!page73-75
- ✓ Let's draw & write!.....page76-77

➤ **Unit 9-Numbers**

- ✓ Let's talk!page78
- ✓ Let's play!page79
- ✓ Let's draw & write!.....page80
- ✓ Let's match!page81

➤ **Unit 10-Weather Report**

- ✓ Let's talk!page82
- ✓ Let's draw & write!.....page83-84
- ✓ Let's play!page85

➤ **Unit 11-May I have some eggs?**

- ✓ Let's talk!page86
- ✓ Let's write!.....page87
- ✓ Let's draw !.....page88-93

➤ **Unit 12-Field Trip**








- ✓ Let's talk!page94
- ✓ Let's write !.....page95
- ✓ Let's design!page96
- ✓ Let's practice!page97-98

➤ **Let's sing!**page99-113

➤ **Appendix**..... page114-138



GOOD JOBS!

1. 	2.	3.	4.	5.	6.	7.	8.	9.	10. 
11.	12.	13.	14.	15.	16.	17. 	18.	19.	20.
21.	22.	23.	24.	25.	26.	27.	28.	29.	30.
31.	32.	33.	34.	35. 	36.	37.	38.	39.	40.
41.	42.	43.	44.	45.	46.	47.	48. 	49.	50.
51.	52.	53.	54.	55.	56.	57.	58.	59.	60.
61. 	62.	63.	64.	65.	66.	67.	68.	69.	70.
71.	72.	73.	74.	75.	76.	77.	78.	79.	80. 

Aa Bb Cc Dd

Ee Ff Gg Hh

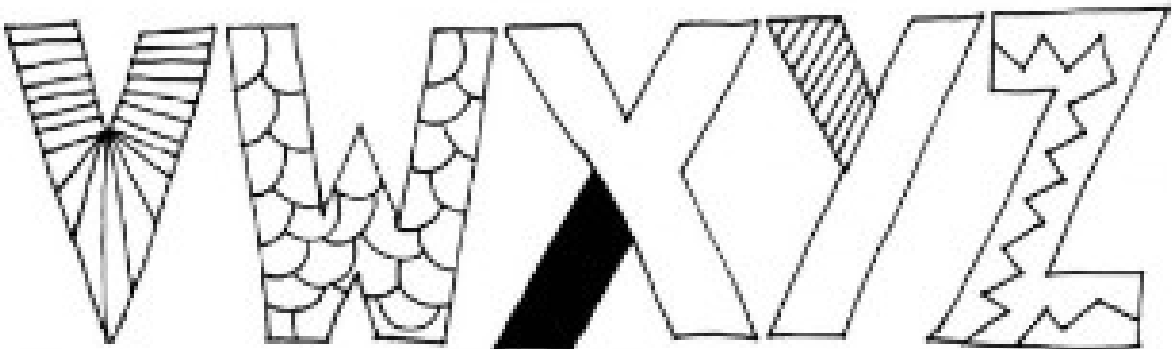
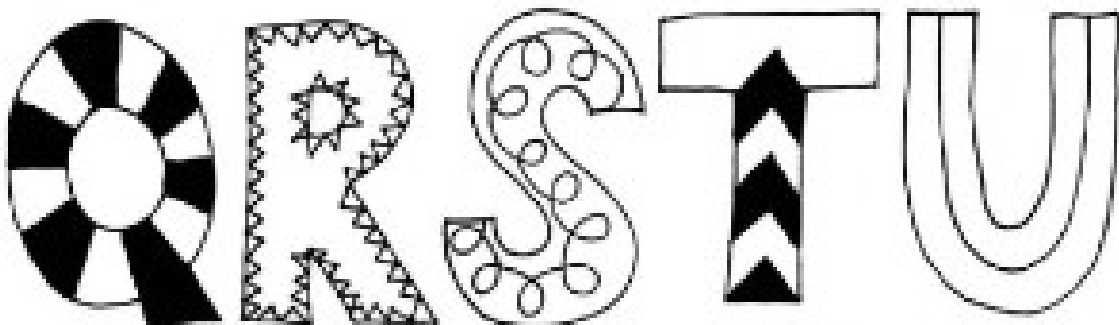
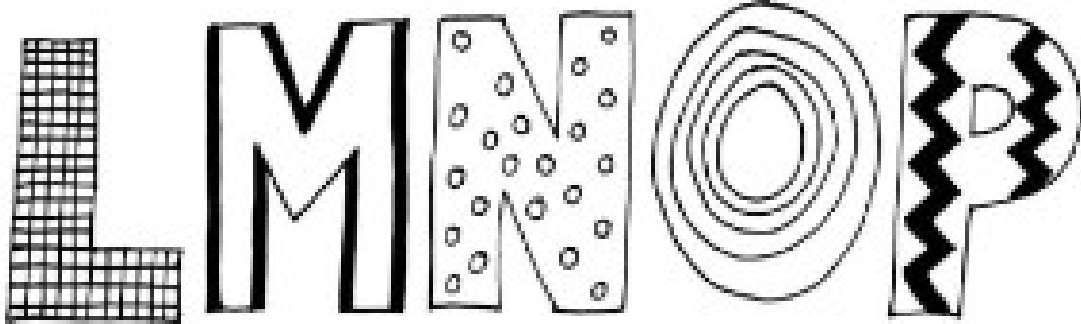
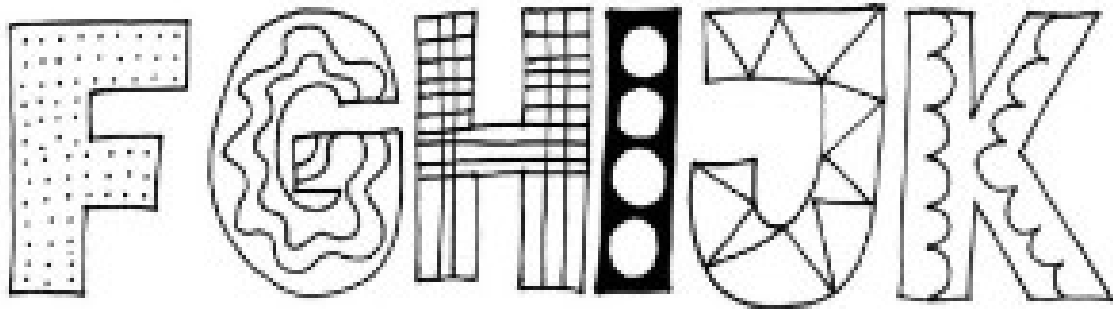

Ii Jj Kk Ll



Mm Nn Oo Pp

Qq Rr Ss Tt


Uu Vv Ww Xx

Yy Zz











apple



bee



cupcake



dog



elephant



fox



guitar



hot air balloon



ice cream



jellyfish



kite



lighthouse



microscope



ninja



owl



penguin



quail



rocketship



squirrel



toadstool



umbrella



van



whale




xylophone




yarn



zebra

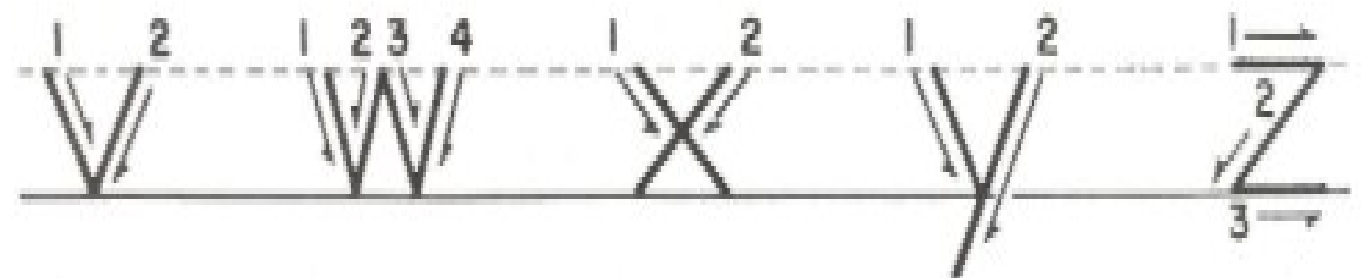

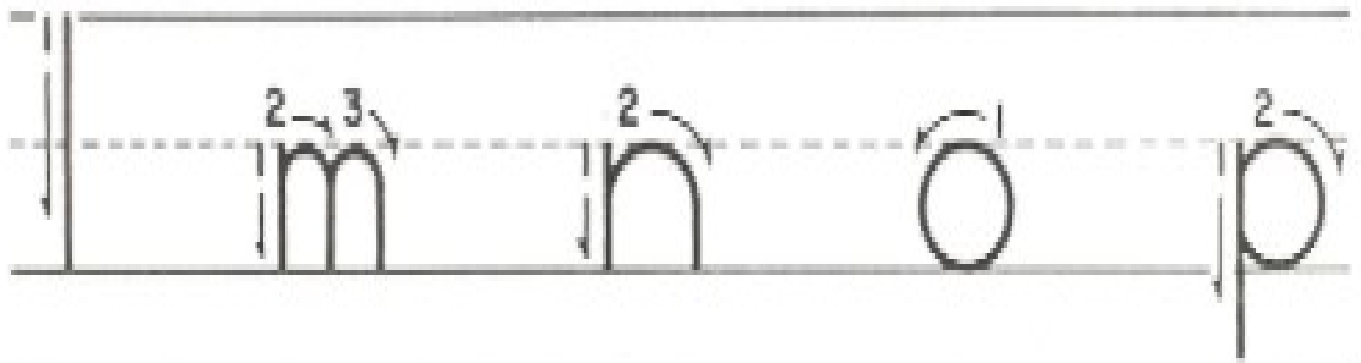
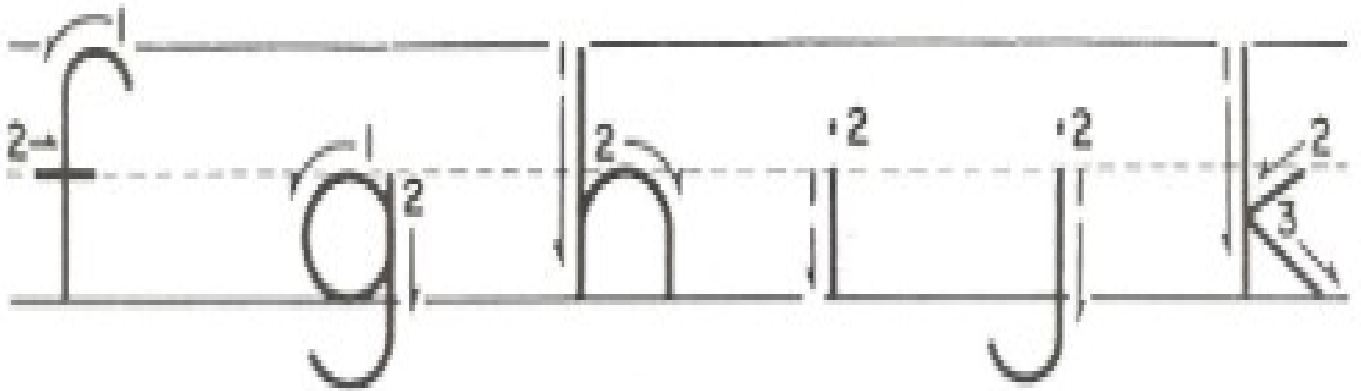
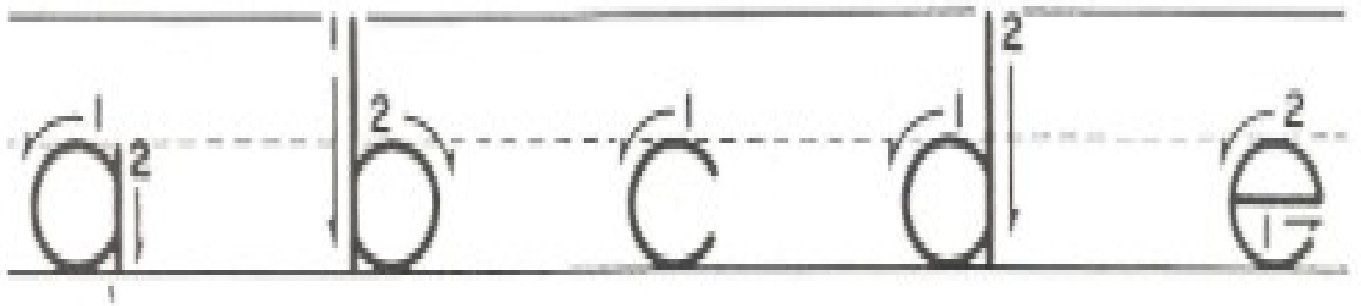







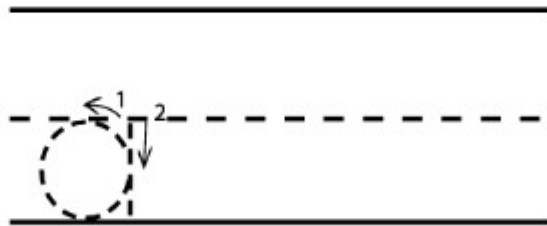
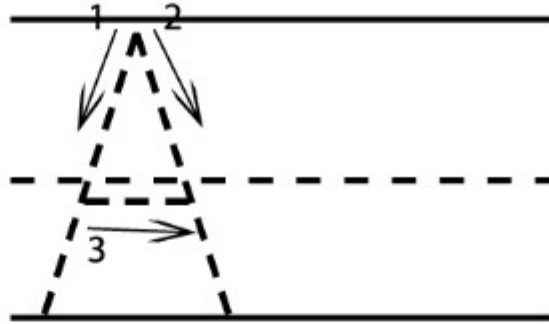
SPACE BAR






<p>Aa apple</p> 	<p>Bb butter</p> 	<p>Cc cake</p> 	<p>Dd dairy farm</p> 
<p>Ee eggs</p> 	<p>Ff food</p> 	<p>Gg grass</p> 	<p>Hh hot</p> 
<p>Ii ice cream</p> 	<p>Jj jump</p> 	<p>Kk kitchen</p> 	<p>Ll lemon</p> 
<p>Mm milk</p> 	<p>Nn nose</p> 	<p>Oo oven</p> 	<p>Pp pizza</p> <p>PIZZA!</p> 
<p>Qq quiet</p> <p>Quiet Please</p> 	<p>Rr run</p> 	<p>Ss smell</p> 	<p>Tt touch</p> 
<p>Uu under</p> 	<p>Vv vegetables</p> 	<p>Ww water</p> 	<p>Xx x-ray</p> 
<p>Yy yogurt</p> 	<p>Zz zero</p> 		

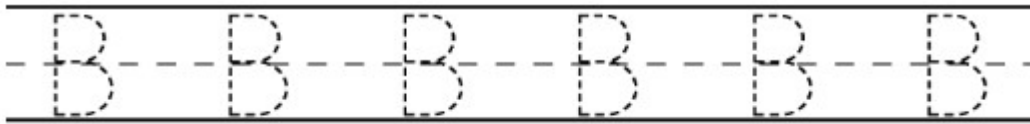
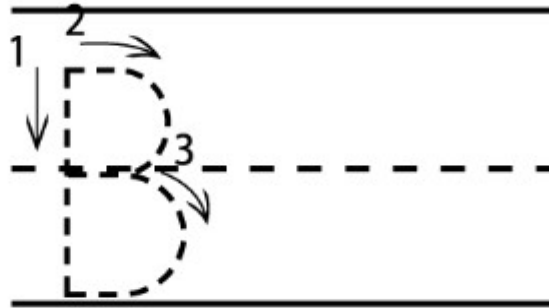
Aa for apple



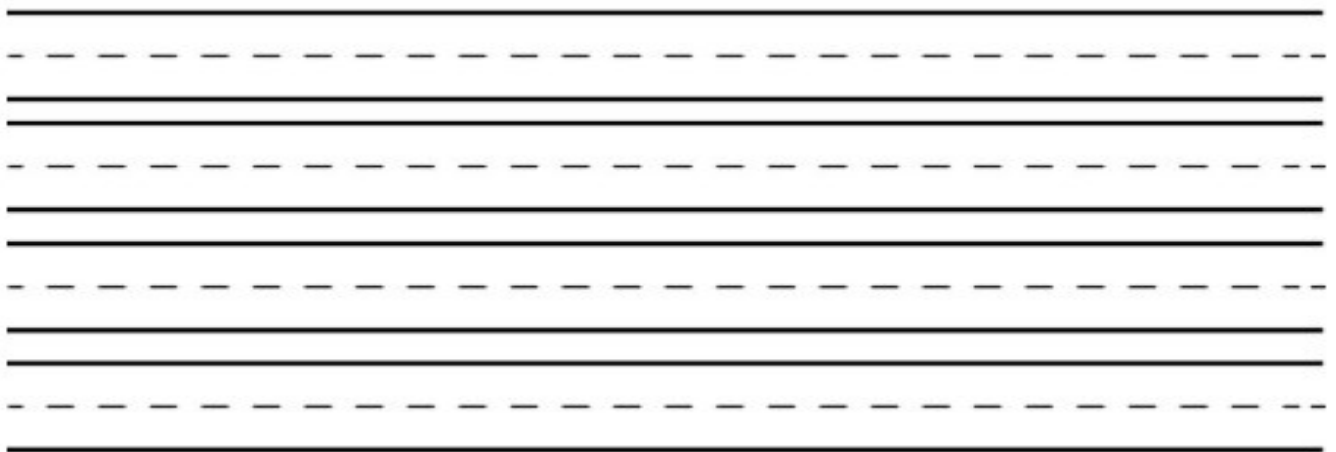
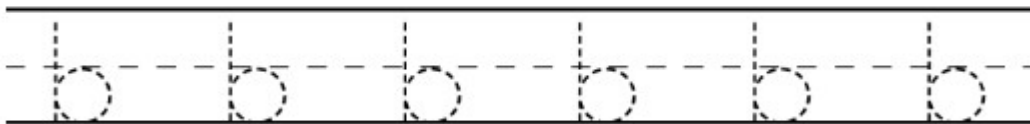
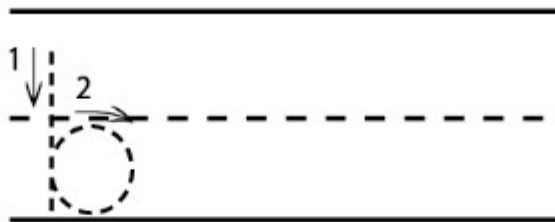
Bb for butter



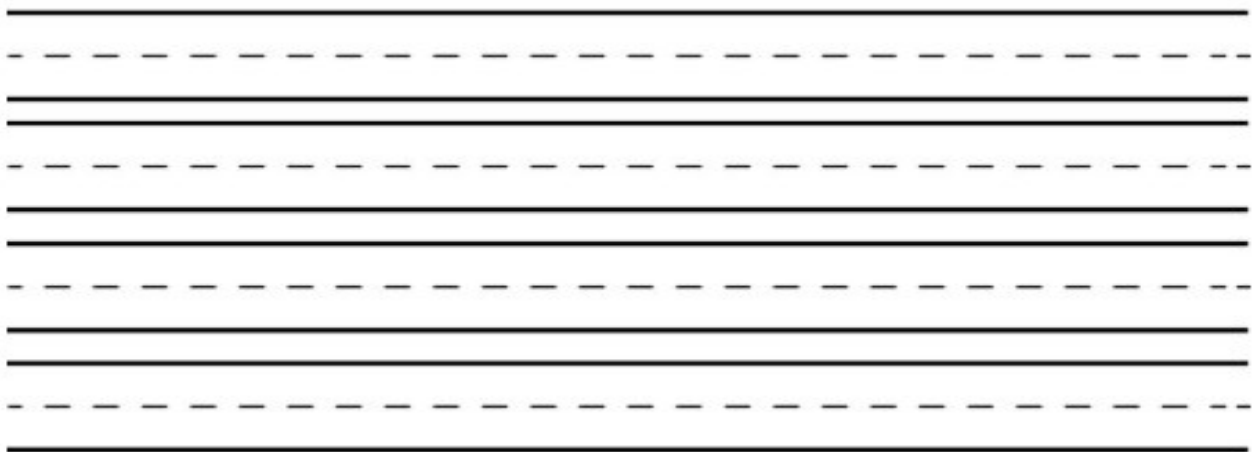
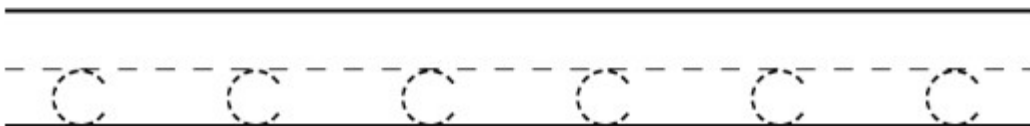
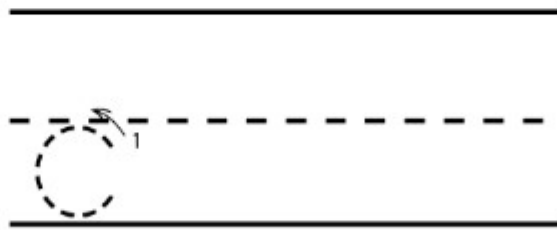
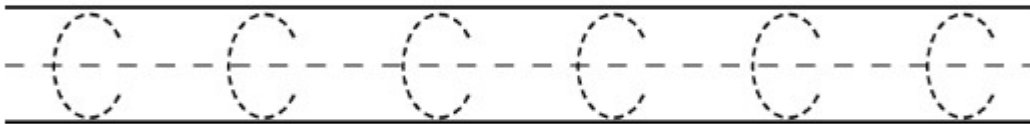
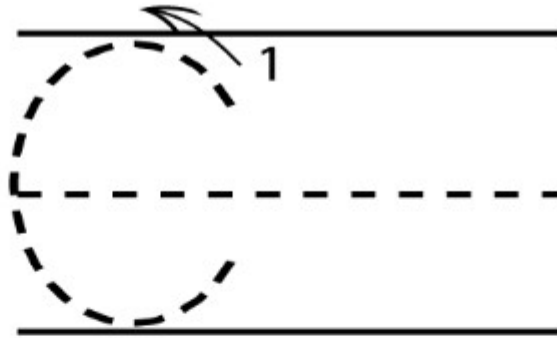
B



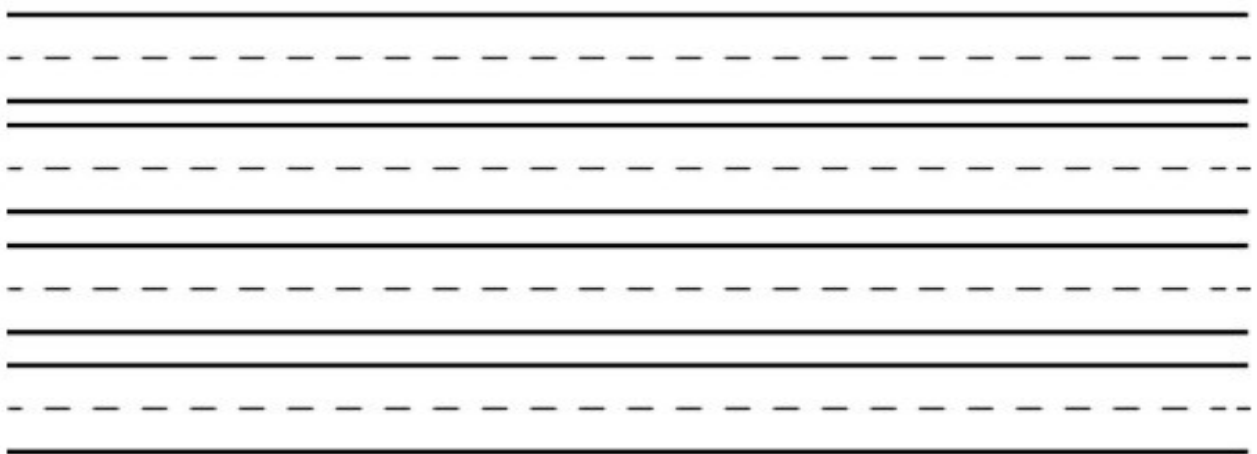
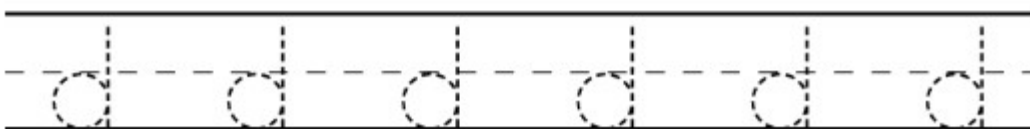
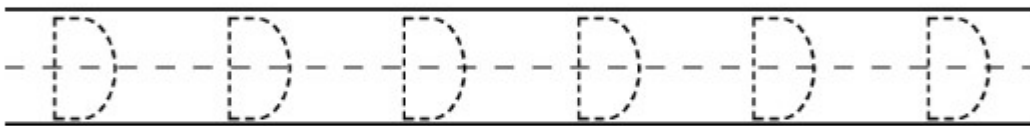
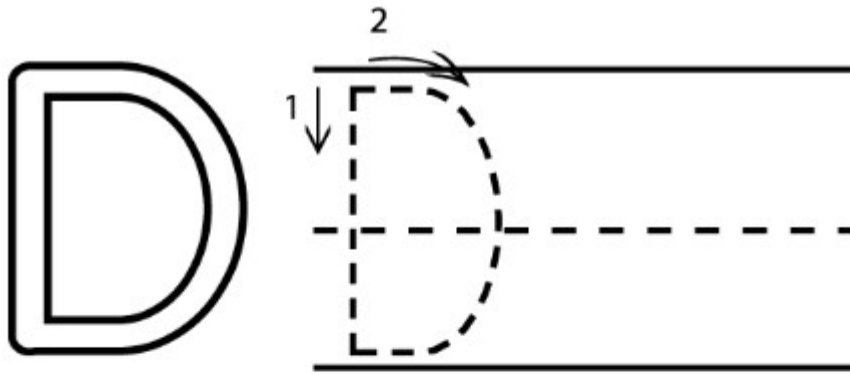
b



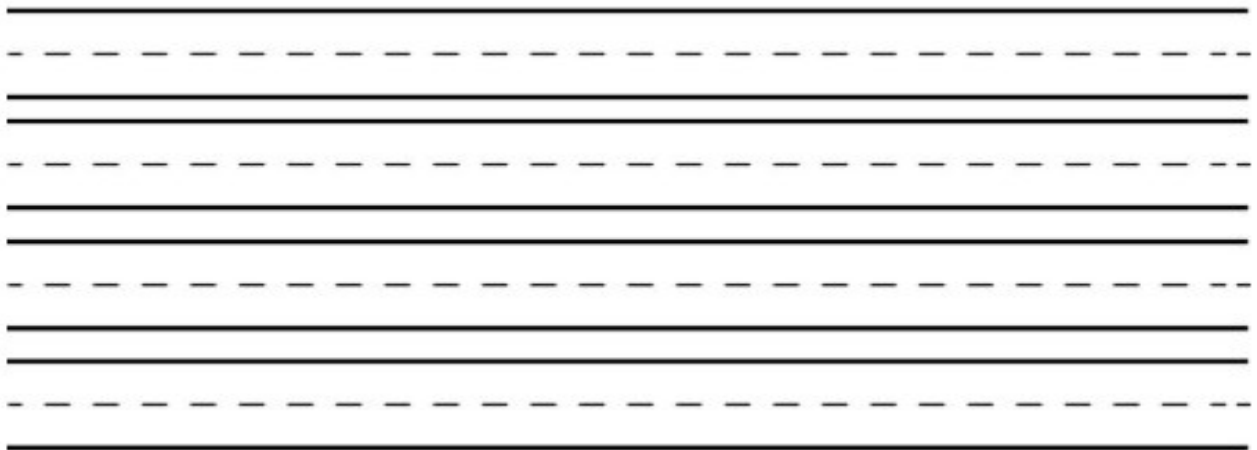
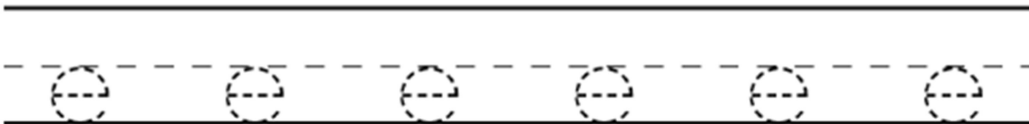
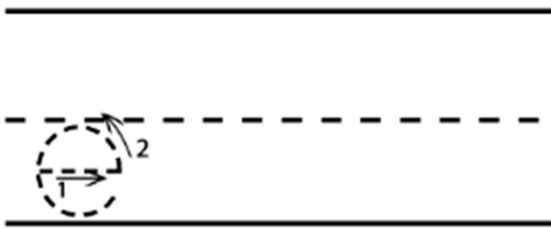
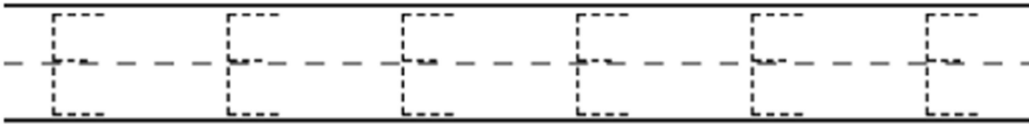
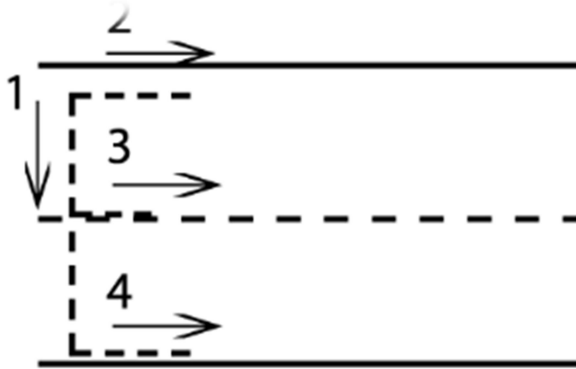

Cc for cake



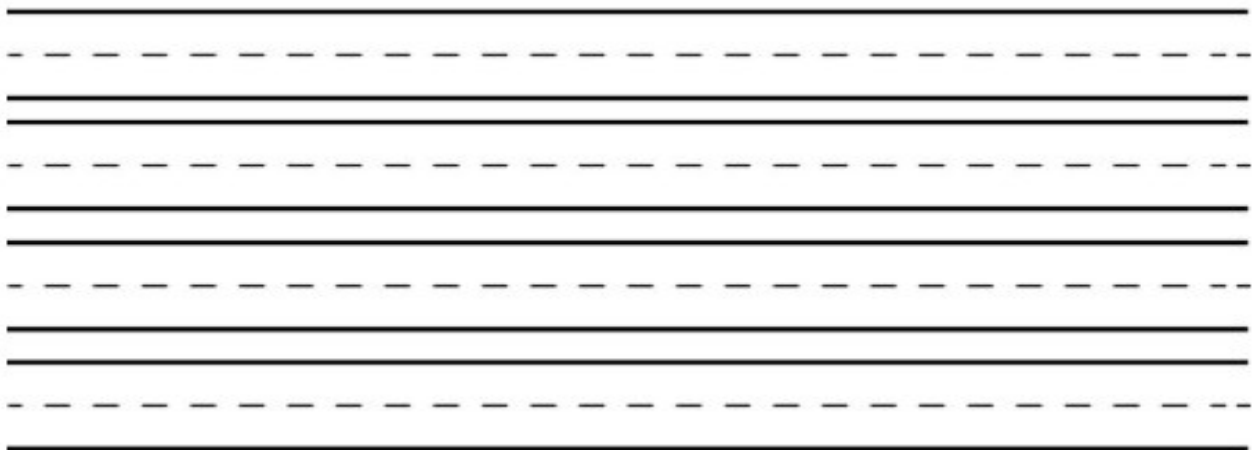
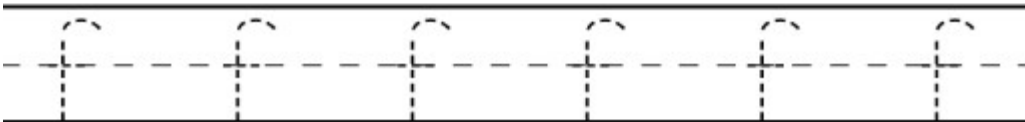
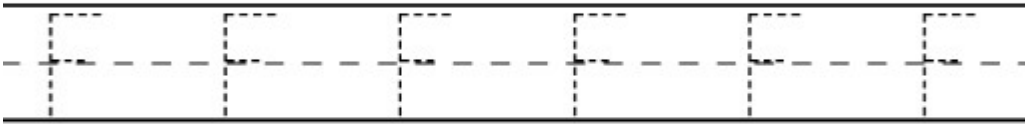
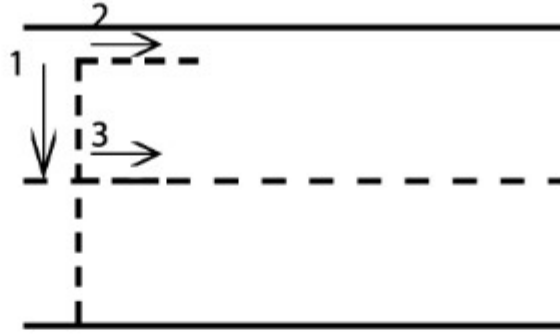
Dd for dairy farm



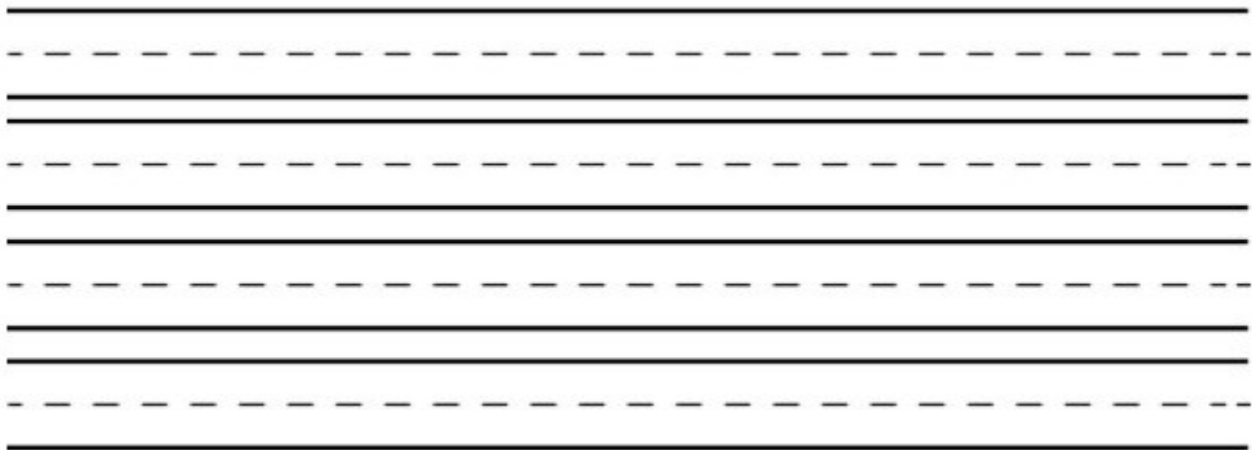
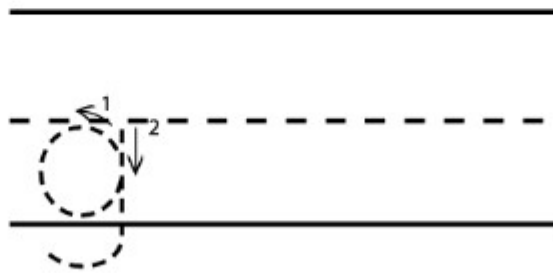
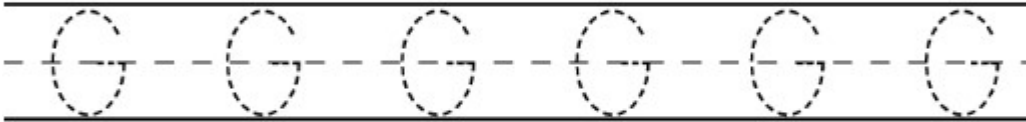
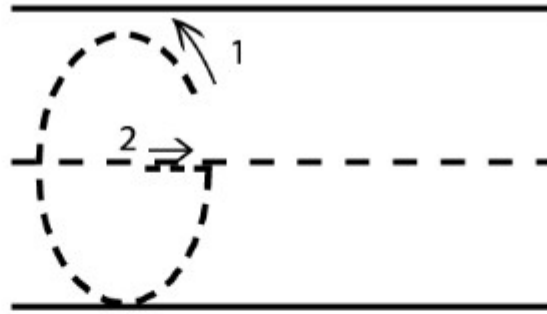
Ee for eggs



Ff for food



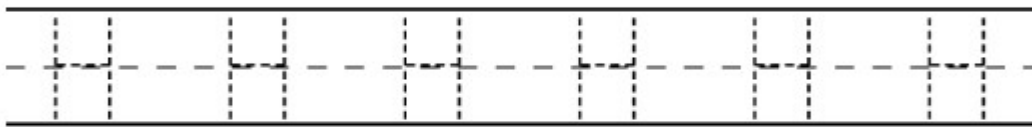
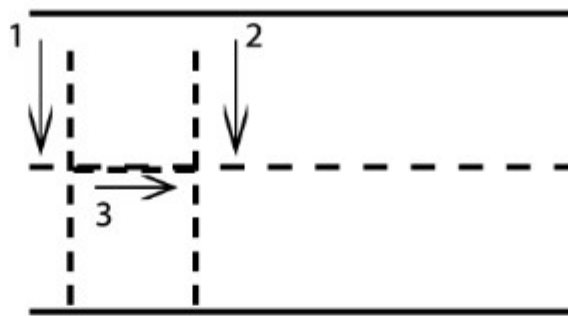
Gg for grass



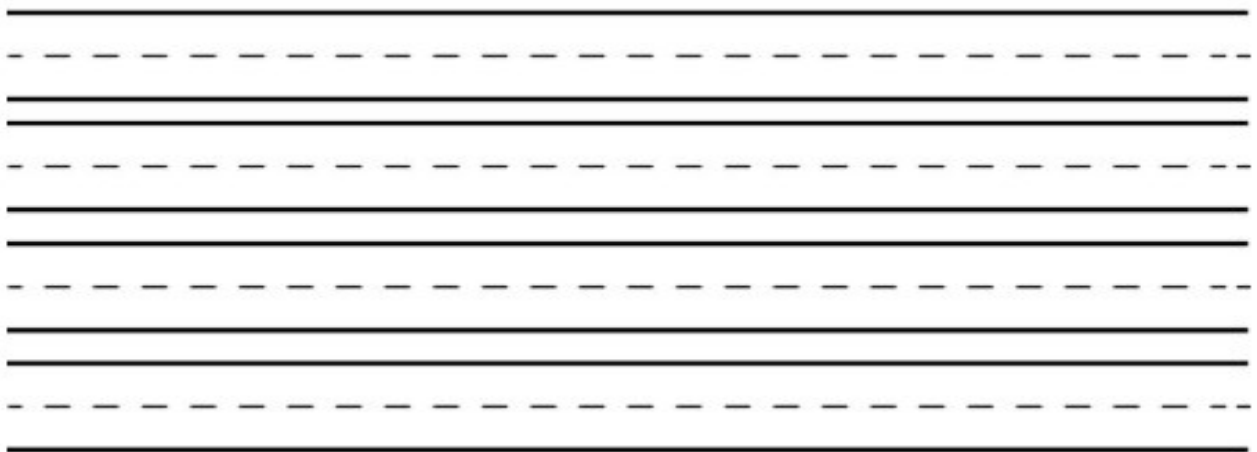
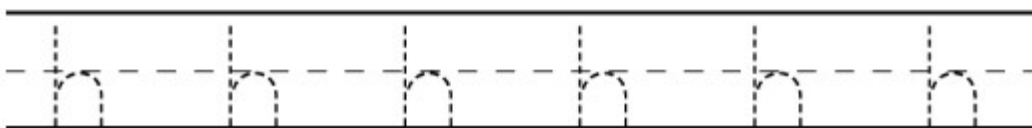
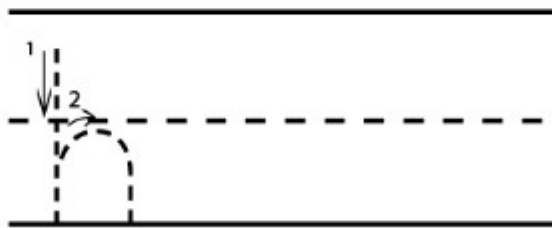
Hh for hot



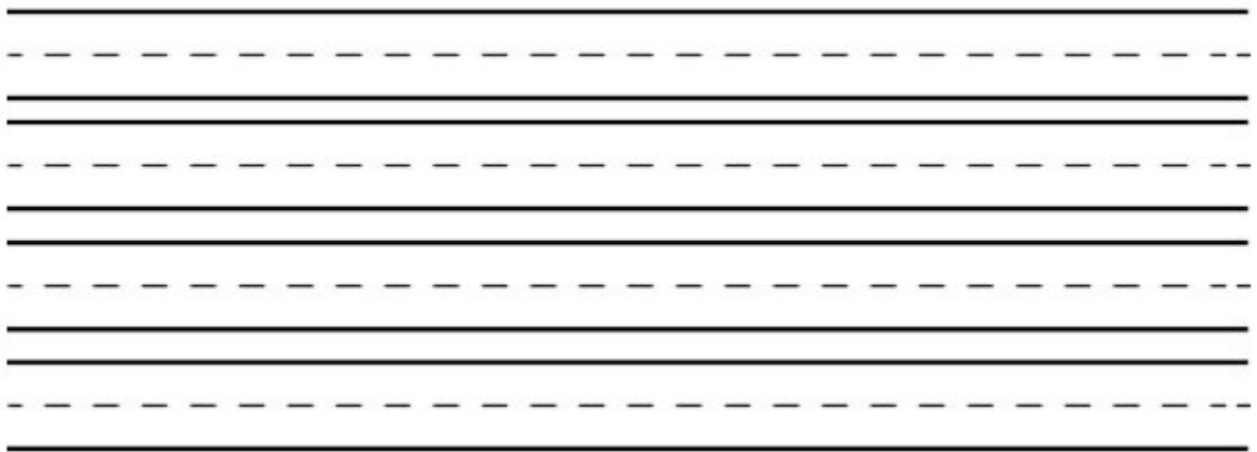
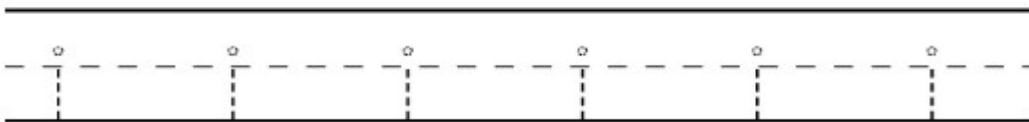
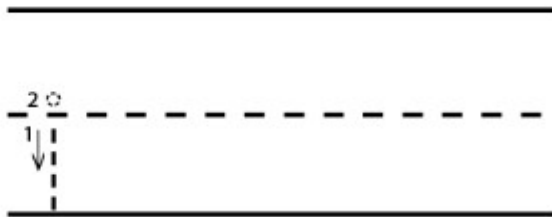
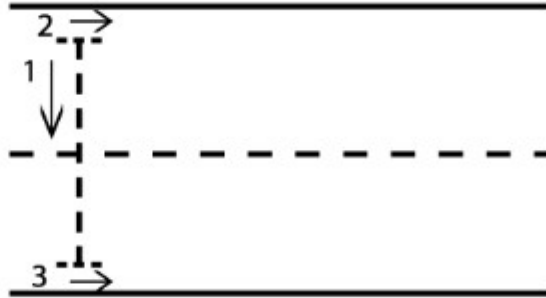
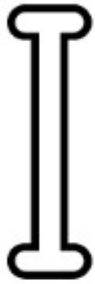
H



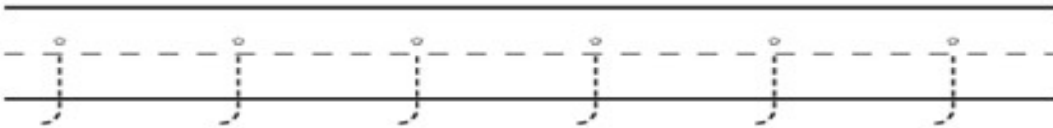
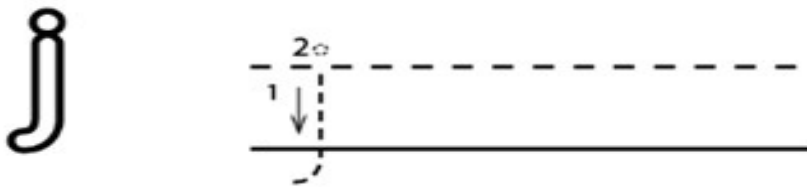
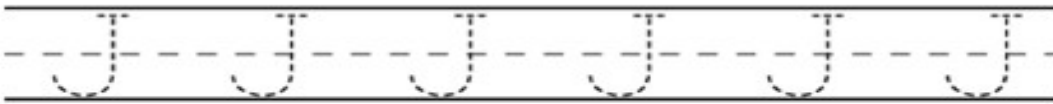
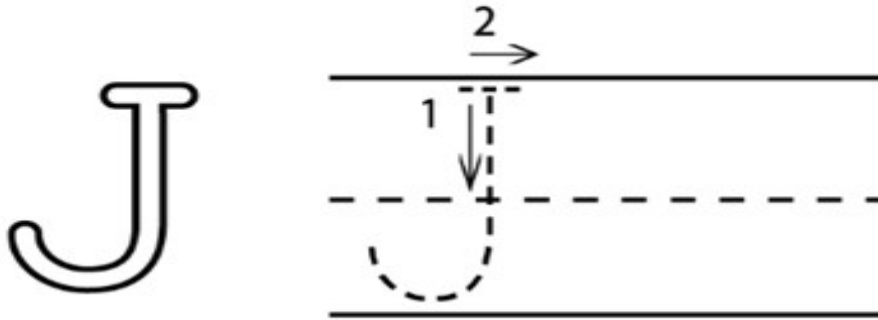
h



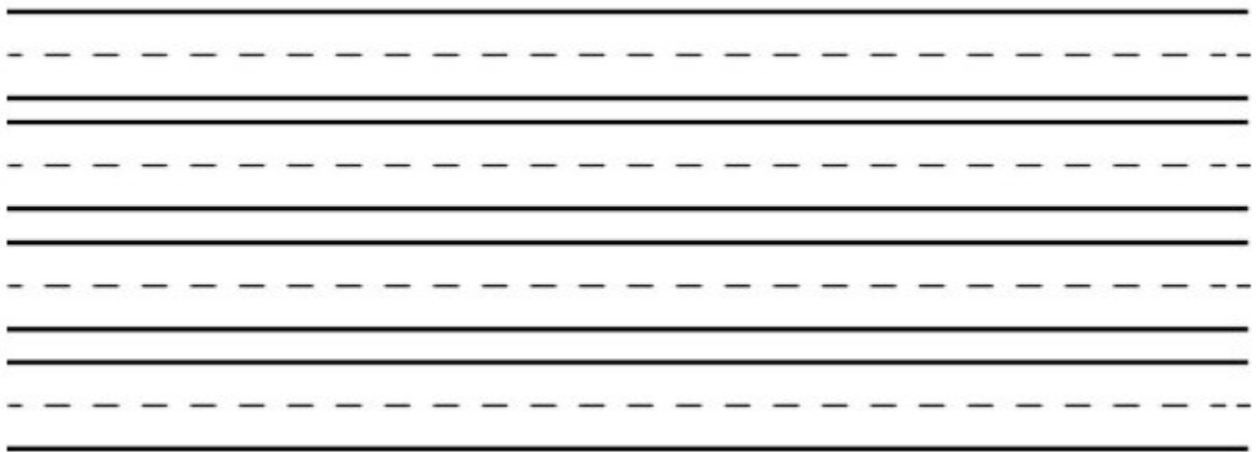
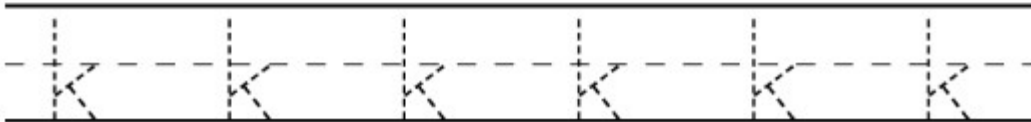
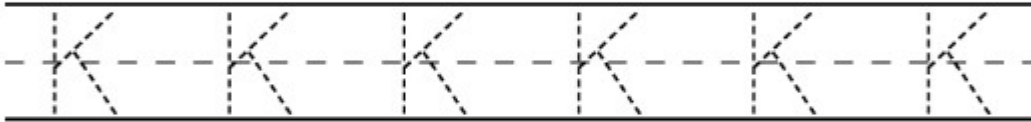
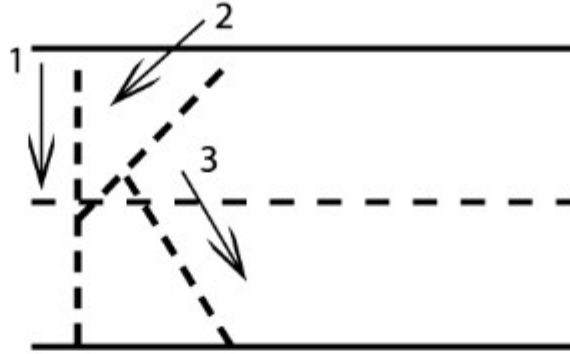
Ii for ice cream



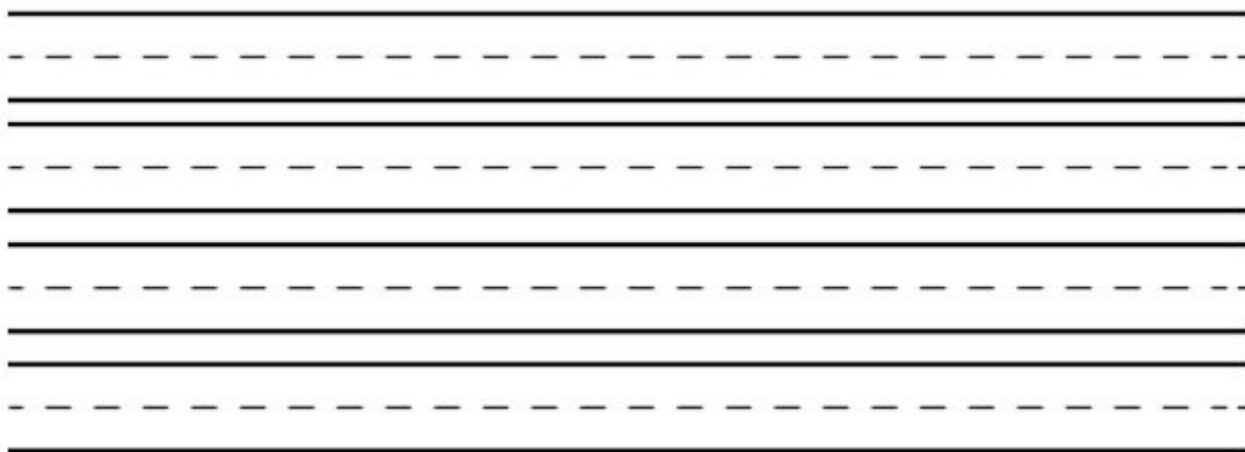
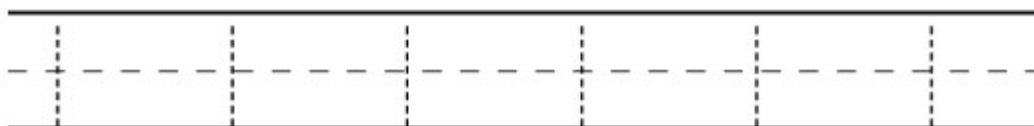
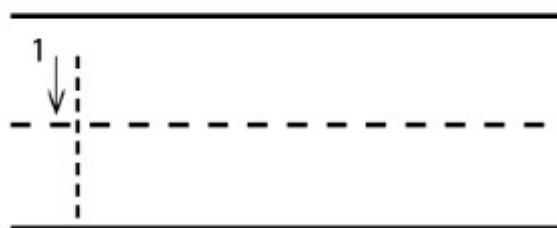
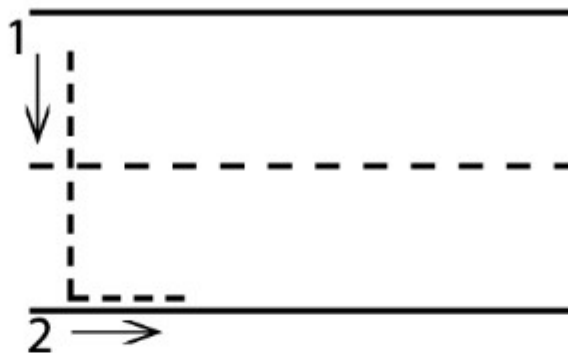
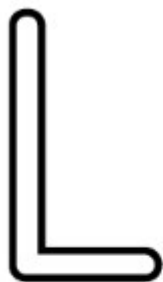
Jj for jump



Kk for kitchen



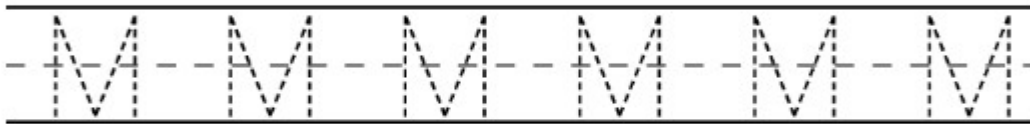
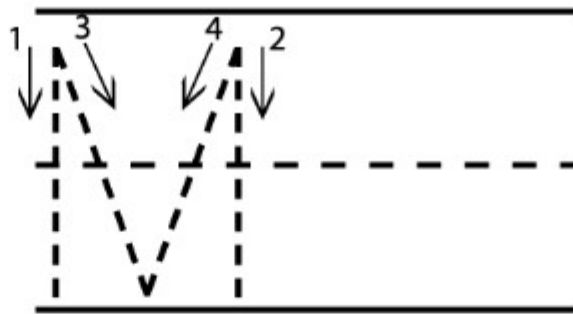
Ll for lemon



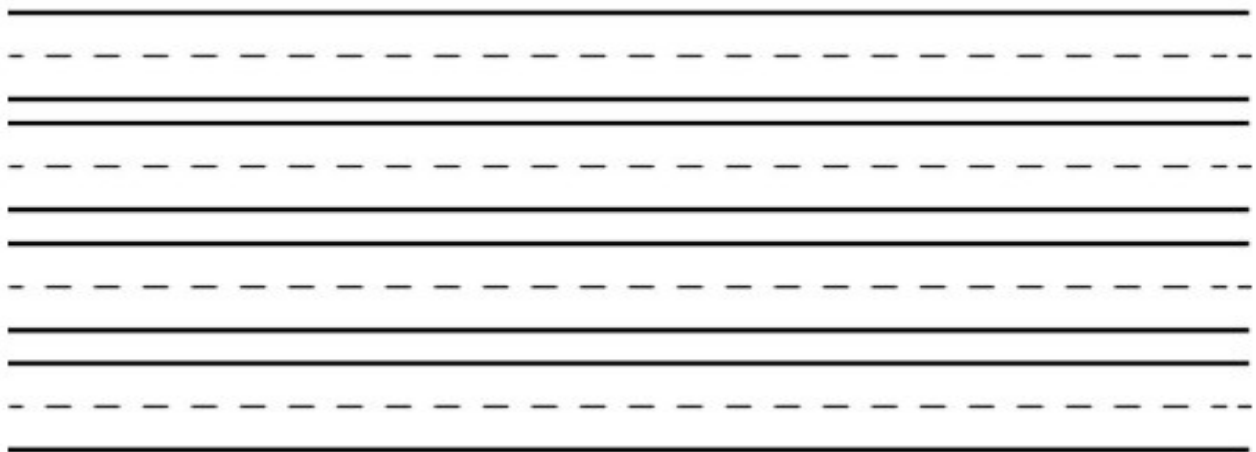
Mm for milk




M



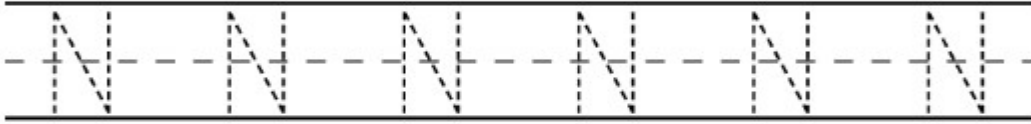
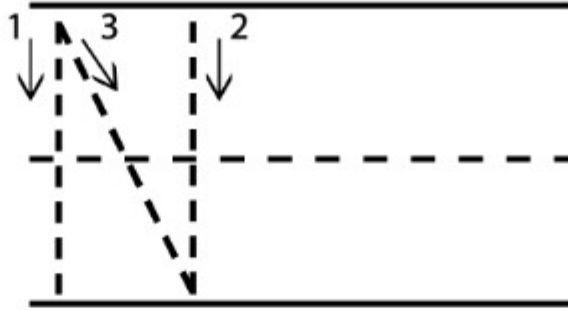
m



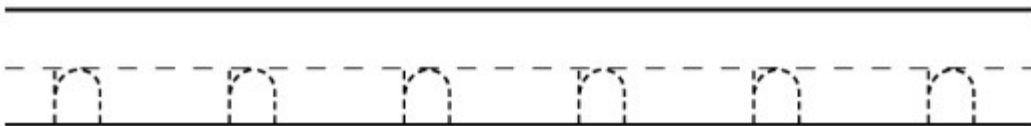
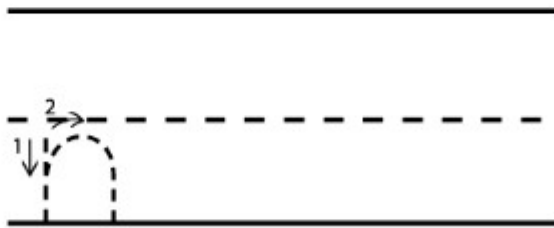
Nn for nose



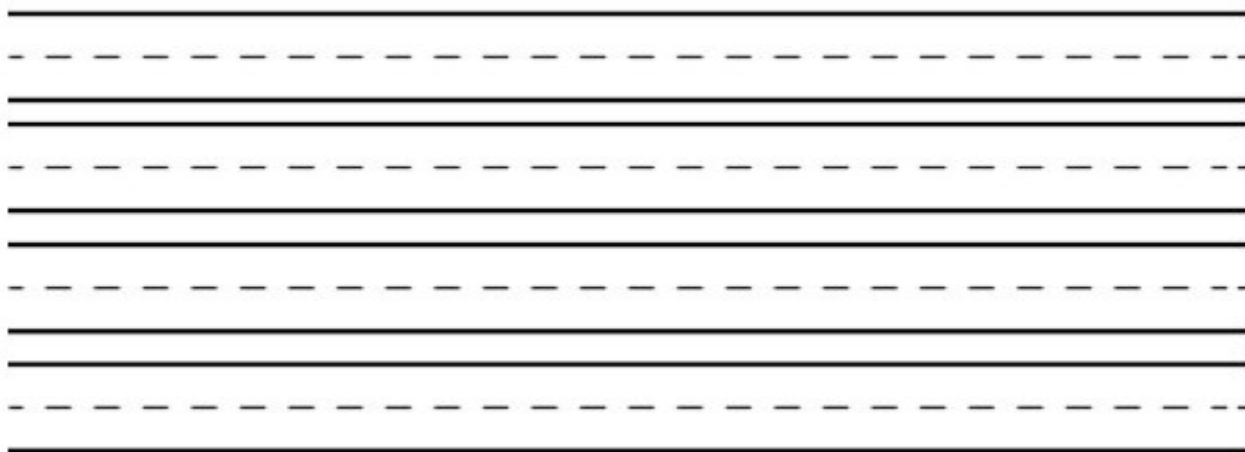
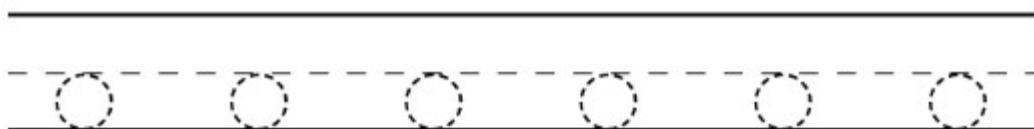
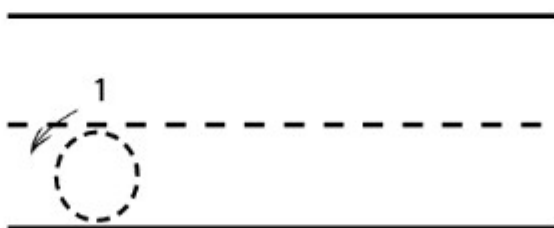
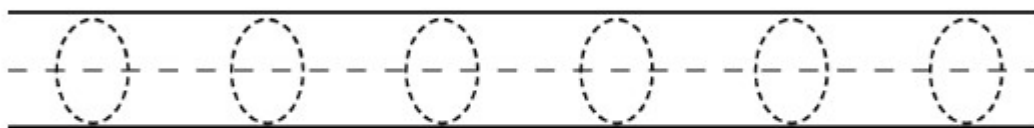
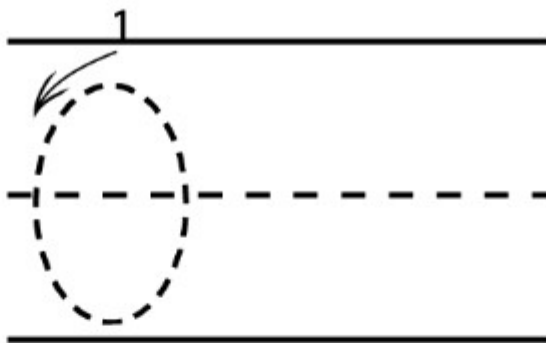


N



n



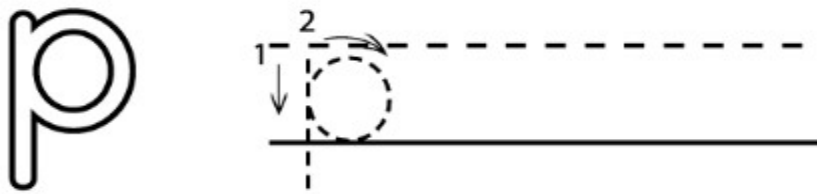
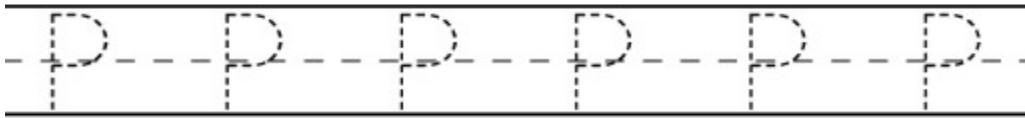
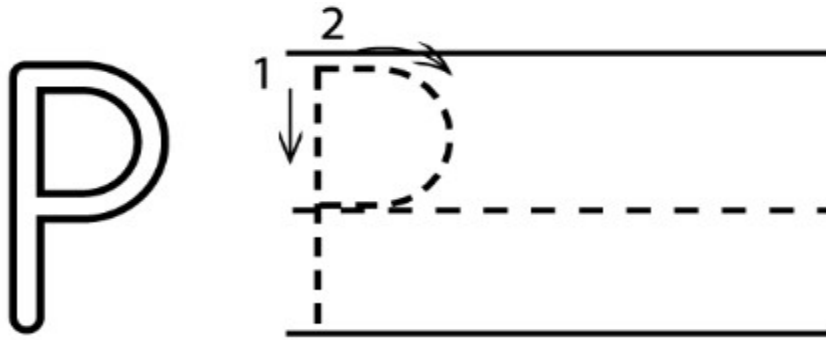
Oo for oven



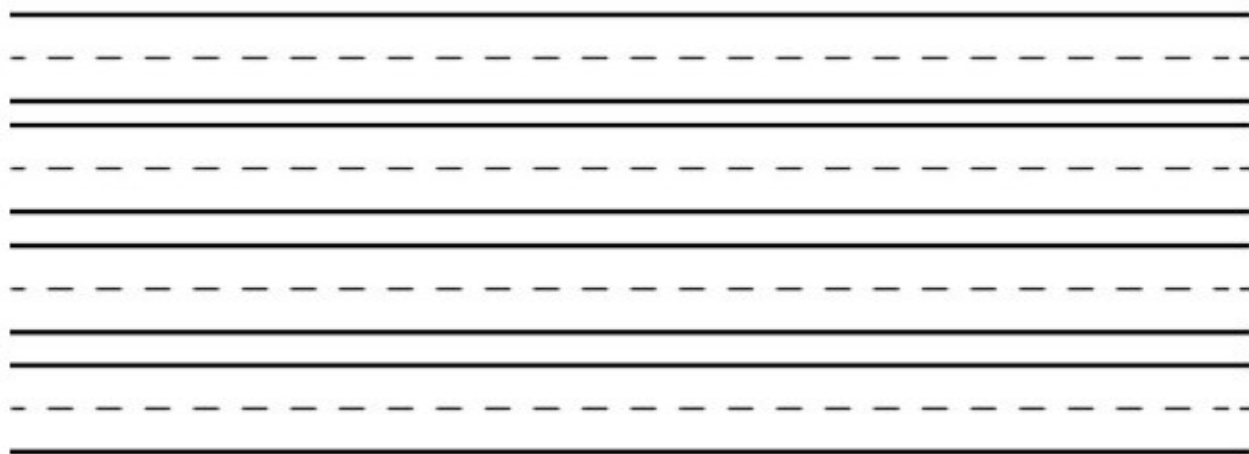
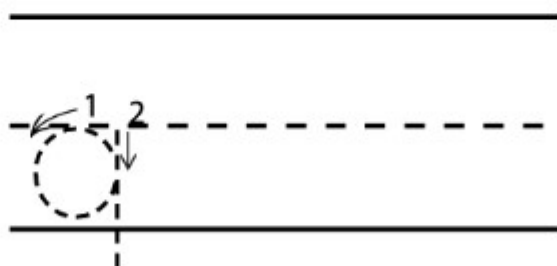
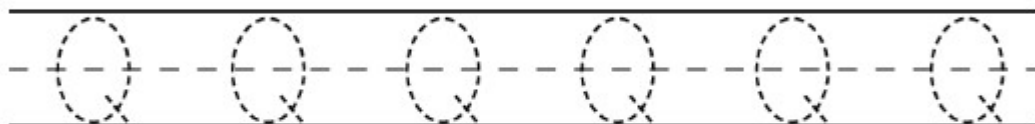
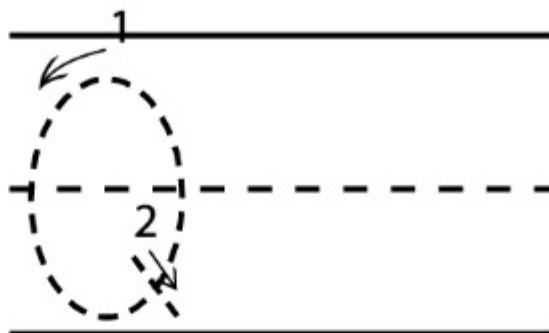
PIZZA!




Pp for pizza



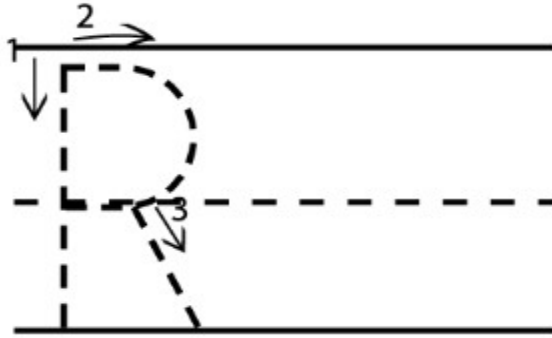
Qq for quiet



Rr for run

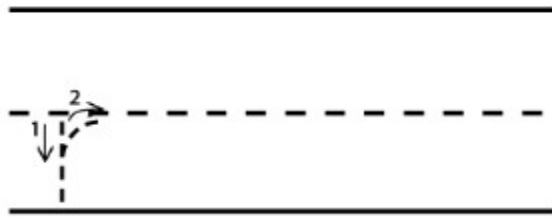


R



R R R R R R R

r



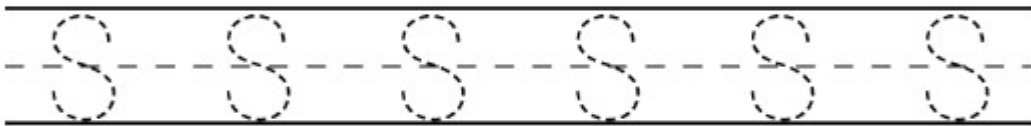
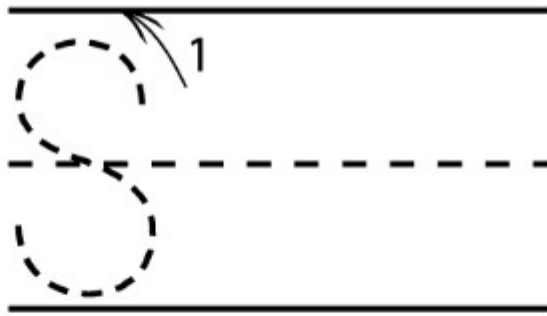
r r r r r r r

Blank handwriting practice lines consisting of four sets of three horizontal lines (top, middle dashed, bottom).

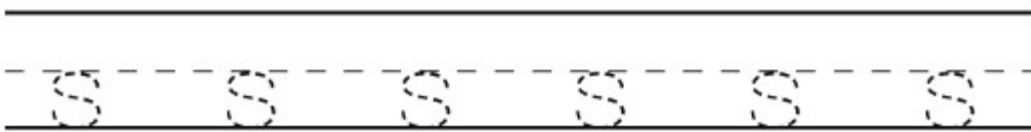
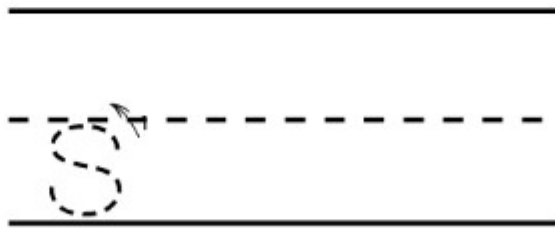
Ss for smell



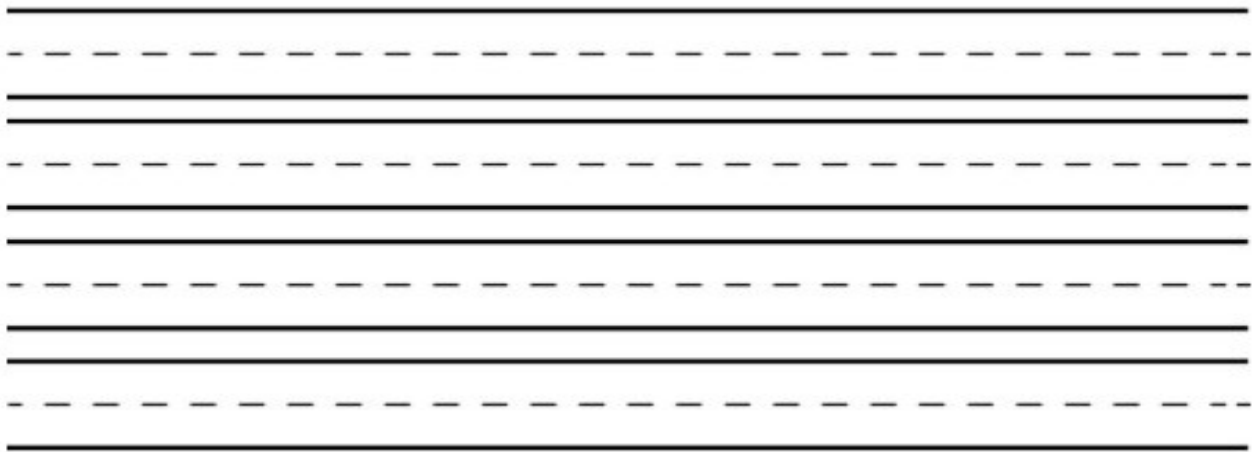
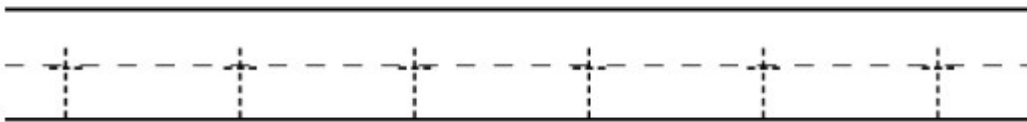
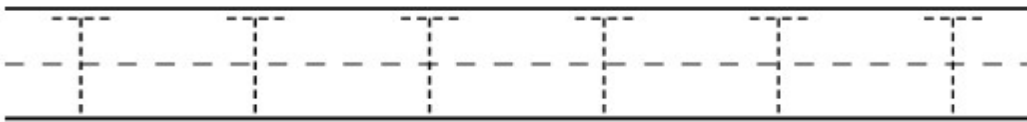
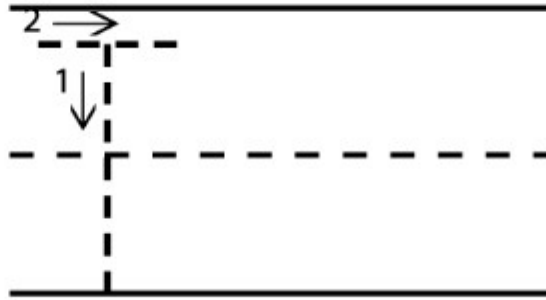
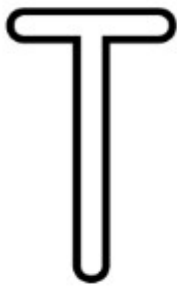
S



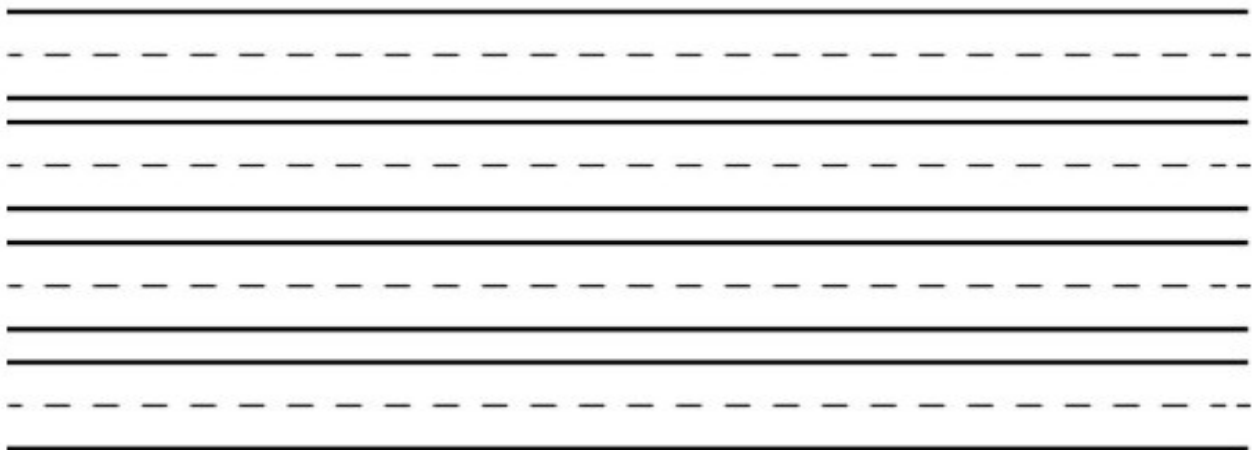
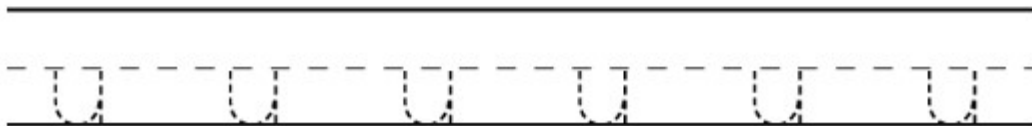
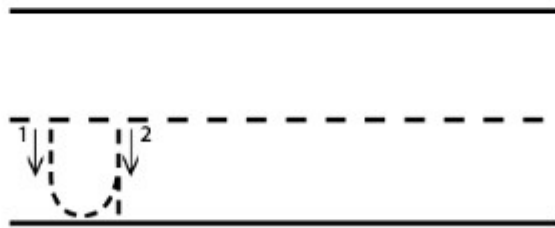
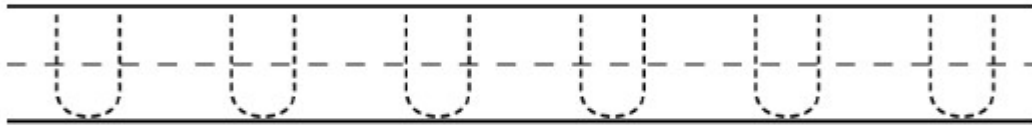
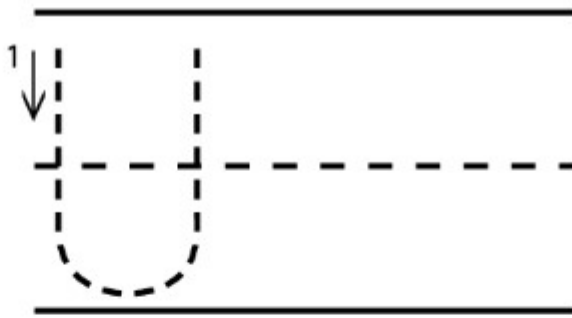
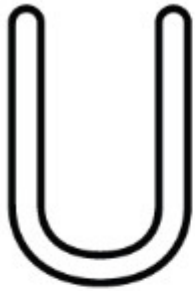
s



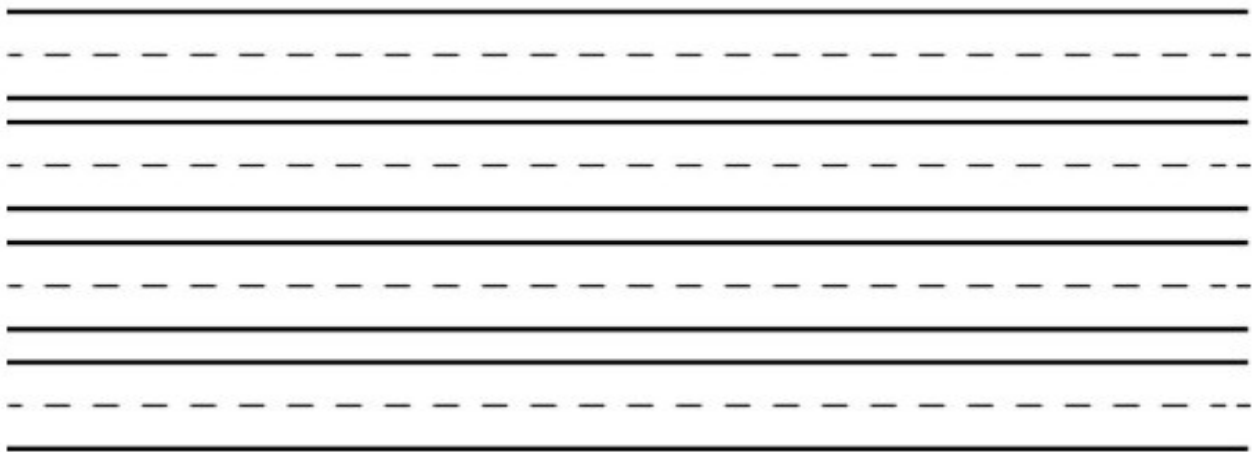
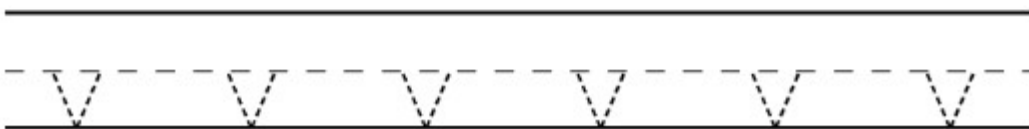
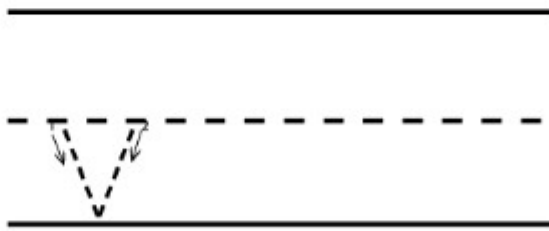
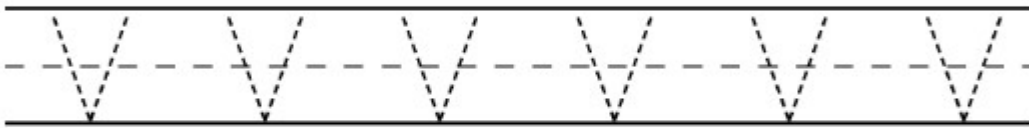
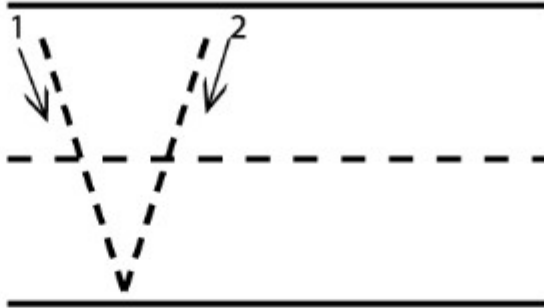
Tt for touch



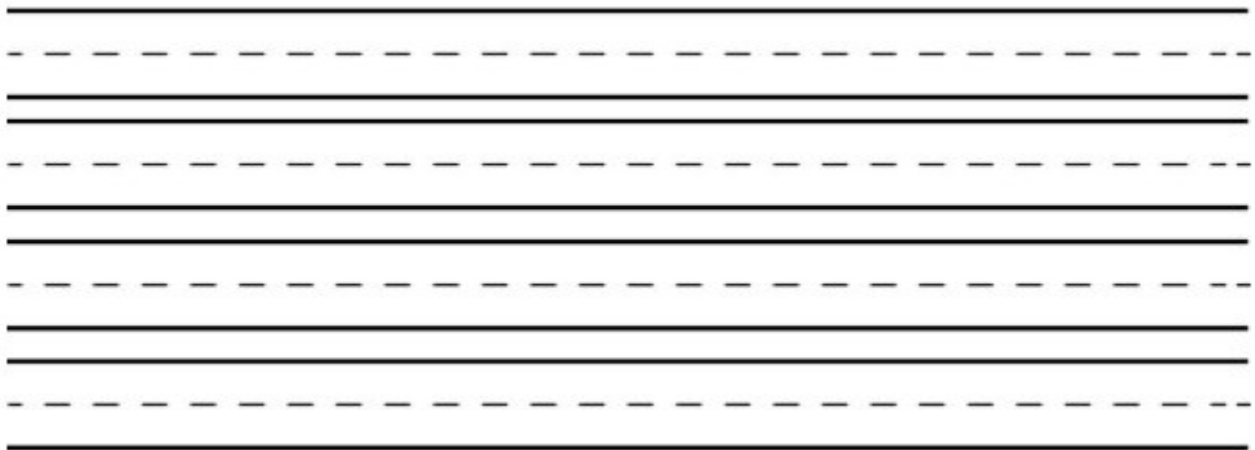
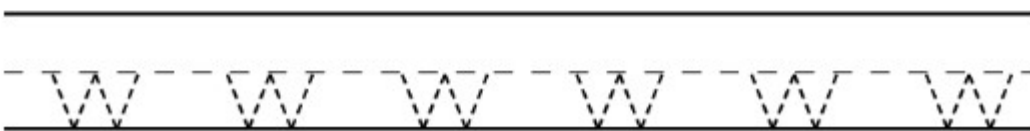
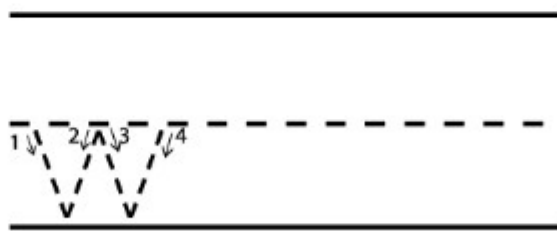
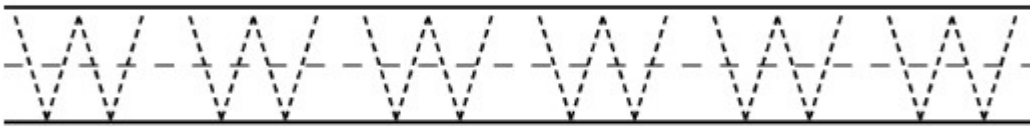
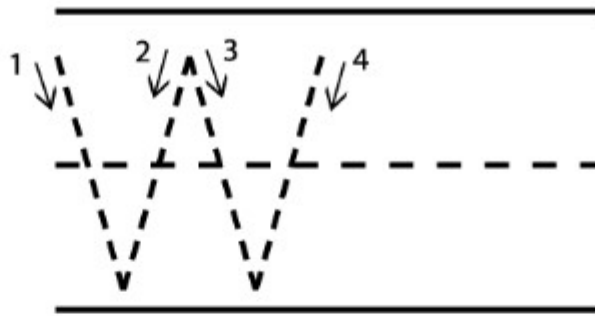
Uu for under



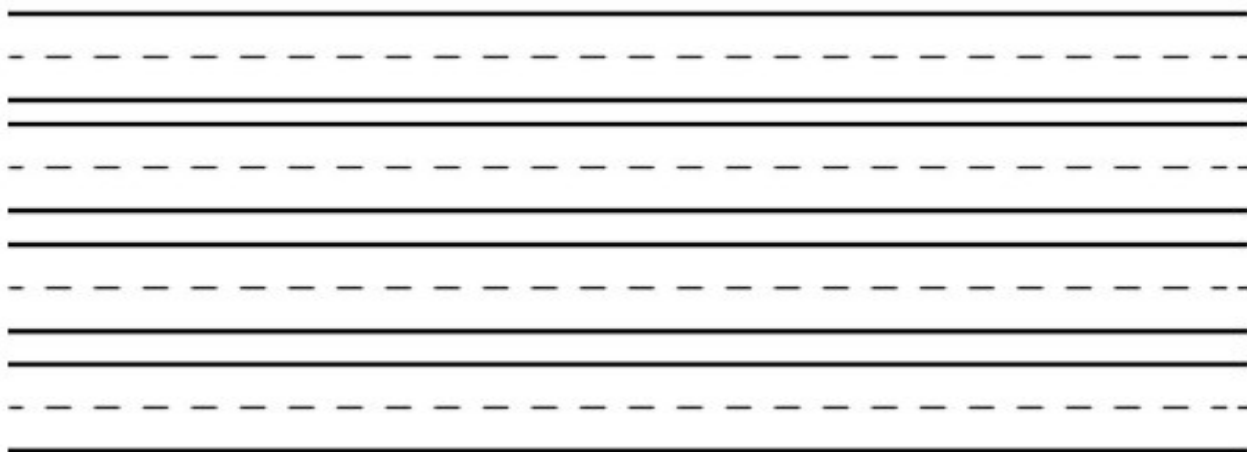

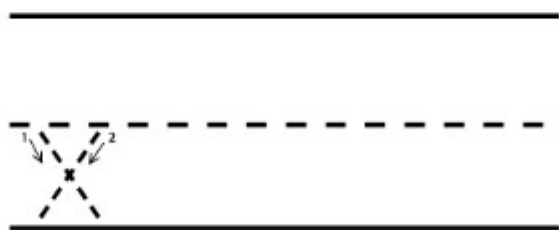
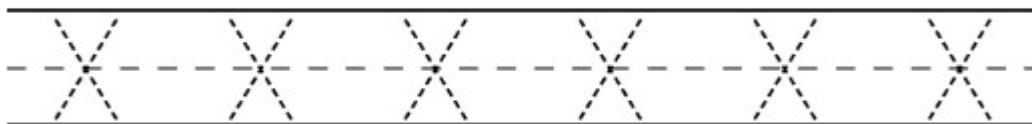
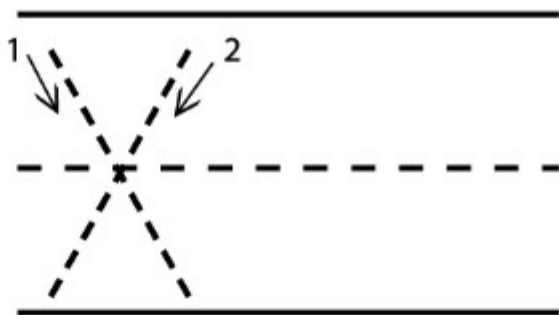
Vv for vegetables



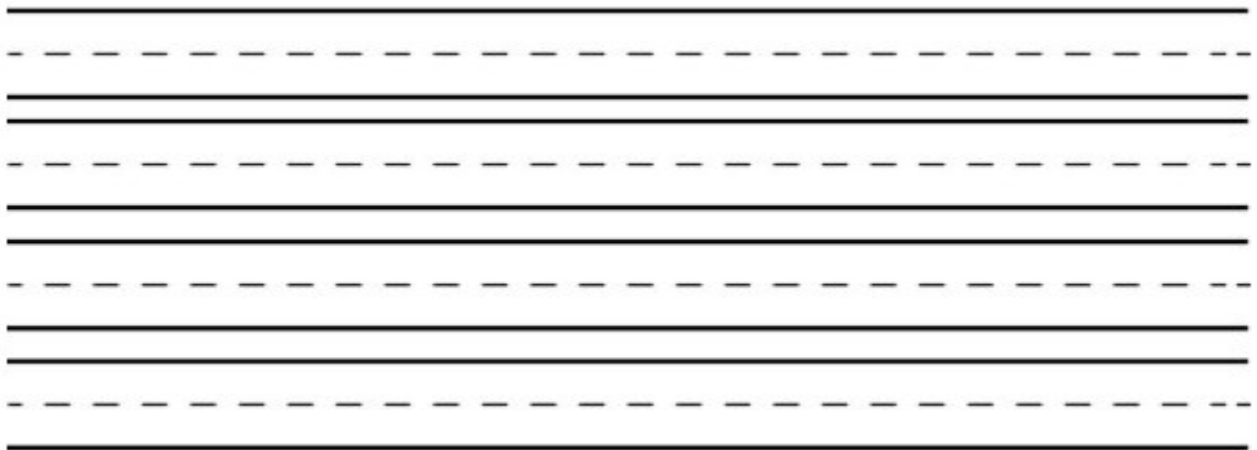
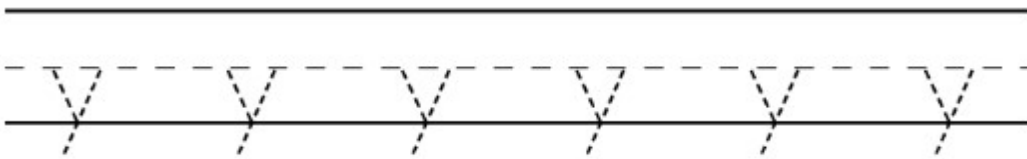
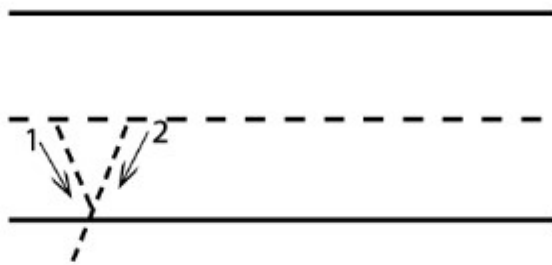
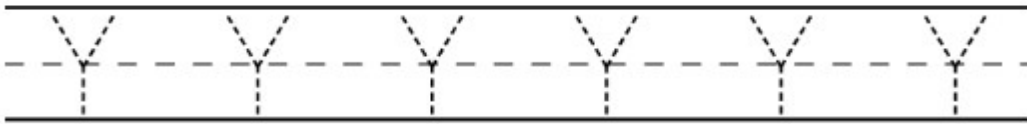
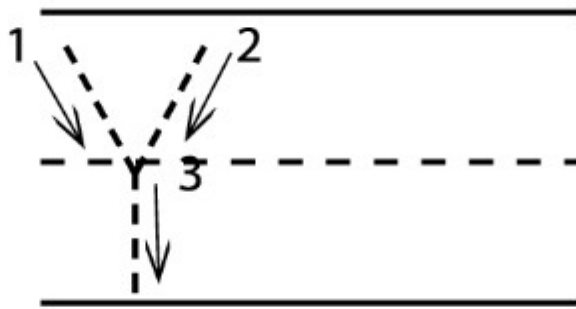
Ww for water



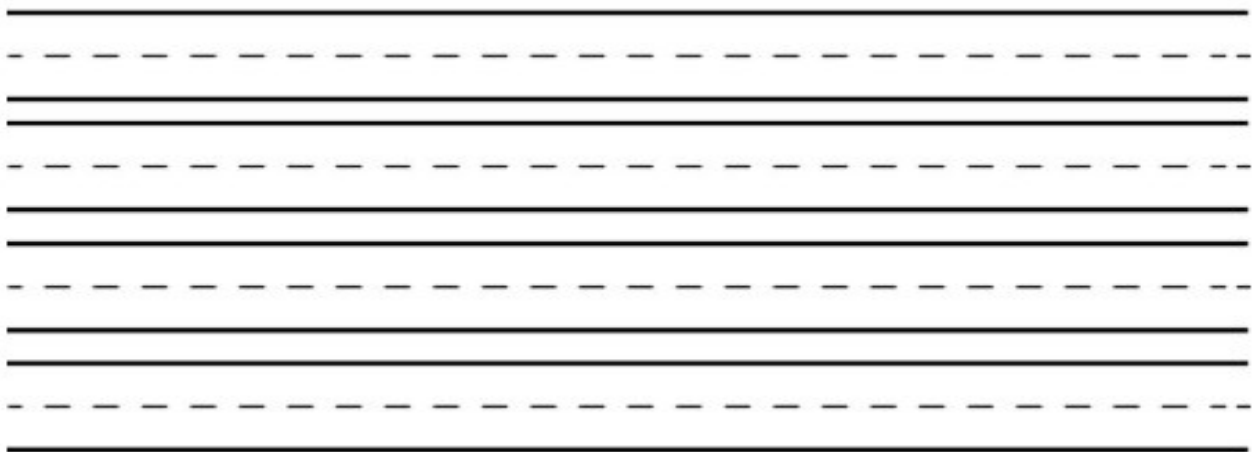
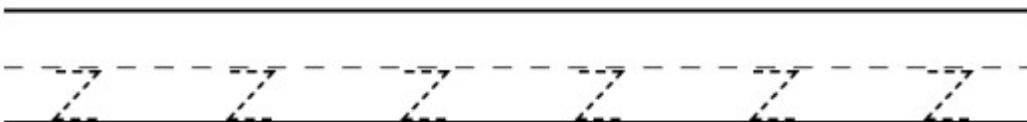
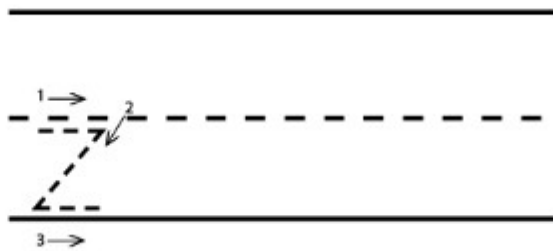
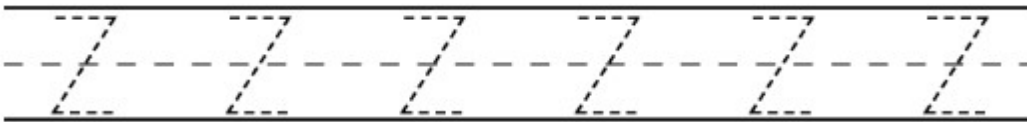
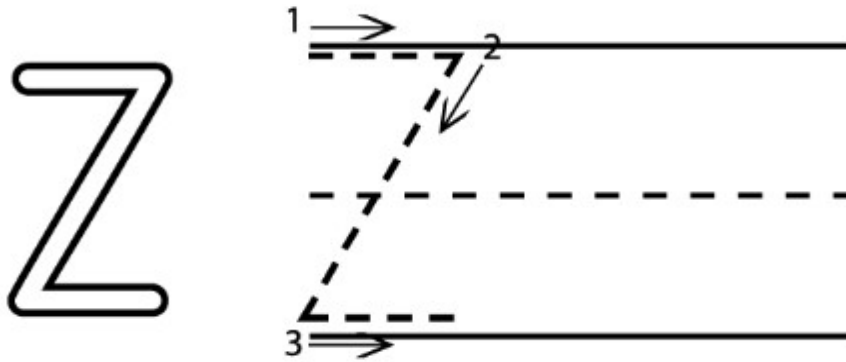

Xx for x-ray




Yy for yogurt



Zz for zero



1. Hello!



Hi!



Hello, my friend.



● Let's write!



Hi!


Handwriting practice lines for the word "Hi!". The lines consist of a solid top line, a dashed middle line, and a solid bottom line, repeated three times.



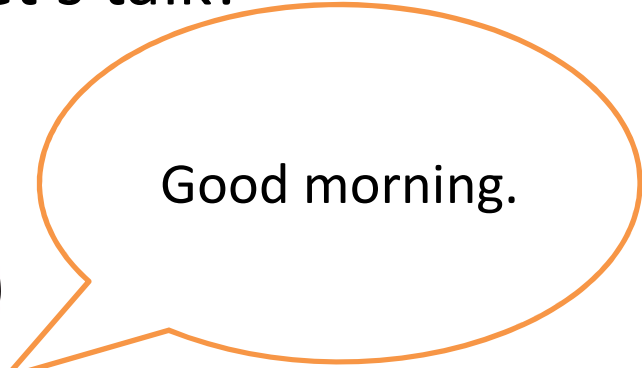

Hello, my friend.

Handwriting practice lines for the phrase "Hello, my friend.". The lines consist of a solid top line, a dashed middle line, and a solid bottom line, repeated three times.

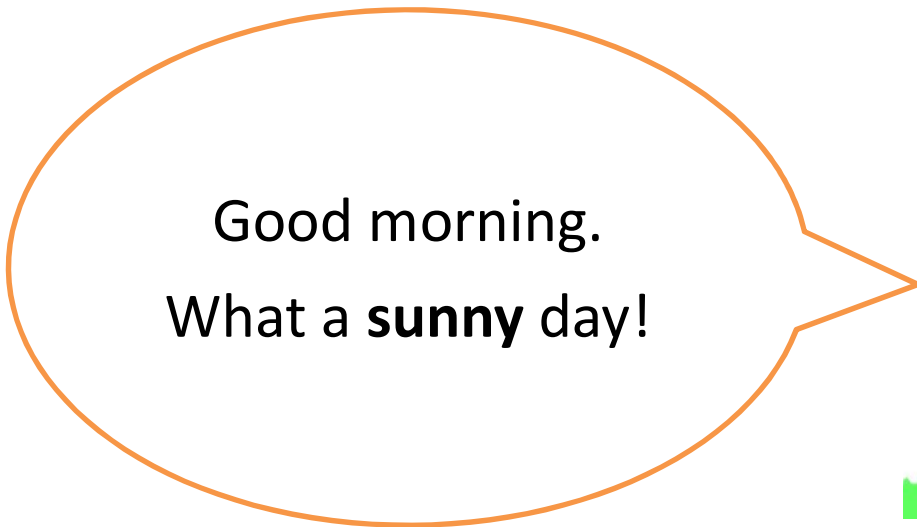
2. Greetings



Let's talk!



Good morning.



Good morning.
What a **sunny** day!






- Let's write!

1. Good morning.

Handwriting practice lines consisting of four horizontal lines: a solid top line, a dashed middle line, a solid baseline, and a solid descender line.

2. What a sunny day!




Handwriting practice lines consisting of four horizontal lines: a solid top line, a dashed middle line, a solid baseline, and a solid descender line.



- Let's draw and write!



3. What's your name?






● Let's write!

1. What's your name?

Two sets of handwriting lines, each consisting of a solid top line, a dashed middle line, and a solid bottom line.


2. My name is Coco.

Two sets of handwriting lines, each consisting of a solid top line, a dashed middle line, and a solid bottom line.



● Let's draw and write!

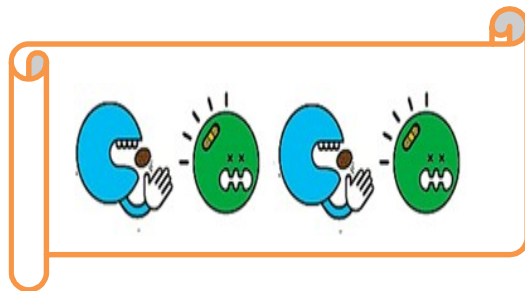




● Let's design your own name card.

My name is Coco.



This is my name card.



Hi, my name is _____.

This is my name card.

4. How are you?




Hello! How are you?



I am happy. How about you?



I am hungry.



Let's eat some apples.



It's a good idea. Let's go and eat!


Word bank

happy

hungry

sad

angry



● Let's write!

1. How are you?

Handwriting practice lines for the first question, consisting of two sets of three horizontal lines (top, dashed middle, bottom).

2. I am happy.

Handwriting practice lines for the second question, consisting of two sets of three horizontal lines (top, dashed middle, bottom).

3. I am sad.


Handwriting practice lines consisting of four horizontal lines: a solid top line, a dashed middle line, a solid baseline, and a solid descender line.

4. I am angry.

Handwriting practice lines consisting of four horizontal lines: a solid top line, a dashed middle line, a solid baseline, and a solid descender line.

5. I am hungry.

Handwriting practice lines consisting of four horizontal lines: a solid top line, a dashed middle line, a solid baseline, and a solid descender line.




Let's draw and write!





Let's draw and write!















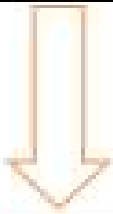





1. How are you?

2. I am happy.




Let's play!

happy	angry		hungry		angry	
						angry
sad			hungry			
				angry		sad
happy		hungry		sad		
						sad
	happy	hungry		happy	angry	

5. Family

Moo~

Moo




Let's talk!

She is my
sister.

He is my
father.

She is my
mother.

He is my
brother.





● Let's write!

3. He is my father.

Handwriting practice lines for the sentence "He is my father." consisting of four horizontal lines: a solid top line, a dashed middle line, a solid baseline, and a solid descender line.

4. She is my mother.

Handwriting practice lines for the sentence "She is my mother." consisting of four horizontal lines: a solid top line, a dashed middle line, a solid baseline, and a solid descender line.

5. He is my brother.

Handwriting practice lines for the sentence "He is my brother." consisting of four horizontal lines: a solid top line, a dashed middle line, a solid baseline, and a solid descender line.


6. She is my sister.

Handwriting practice lines for the sentence "She is my sister." consisting of four horizontal lines: a solid top line, a dashed middle line, a solid baseline, and a solid descender line.


Word Bank

This is
my~


grandfather



grandmother



family



father




mother



me



brother



sister





Let's write!

MY FAMILY

READ & FILL IN

- mother
- father
- brother
- sister
- grandmother
- grandfather
- dog
- house



1. This is my _____

2. This is my _____

3. This is my _____

4. This is my _____

5. This is my _____

6. This is my _____

7. This is my _____

8. This is my _____







Let's play! Activity: Information gap





Player A: Who is D?

Player B: D is my brother.


Player A

A  mother	B	C  father
D	E  sister	F
G	H  family	

Player B


A	B  me	C
D  brother	E	F  grandfather
G  mother	H	I

Family Bingo




Let's draw!

My Family Tree



6. Body Parts



Hi, I am a cow, a happy cow.


This is me.

I have a head and a tail.

I have a big nose, a big mouth and a big body.

I have two ears, two eyes, two horns and four legs.


I want to be your friend, and you?






- Let's write!

Parts of a cow: fill in the spaces with the words—**ear**, **body**, **mouth**, **tail**, **horn**, **leg**







● Let's write!




The cow says moo.





Black and White Cow



Cows give us milk.



The cow eats grass.



Hello, my name is Coco.

I am a black and white cow.


I say moo moo.

I eat grass.

I give milk.

I am a happy cow.

7. Colorful cows.




What color do you like?



I like black and white. What about you?










I like black and white, too.



We are black and white cows.

Word Bank










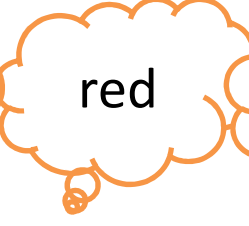
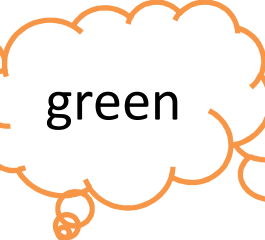





						
black	white	red	yellow	blue	green	orange



Let's play!

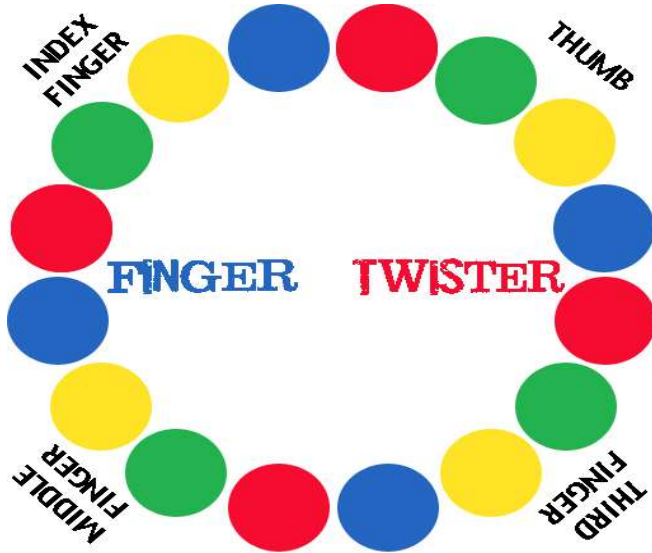
Finger Twister

Listen to the teacher and have fun.




Let's play!



What color do you like?

I like _____ .





● Let's write!

1. red 

Handwriting practice lines for the word 'red'.

2. green 

Handwriting practice lines for the word 'green'.

3. blue 

Handwriting practice lines for the word 'blue'.


4. yellow 

Handwriting practice lines for the word 'yellow'.





Let's color!

**Look at me!
I am a colorful cow!**




8. I can draw.



What can you do?




I can jump and run. How about you?



I can draw.




Can you draw a cow?



Yes. Let's draw together!





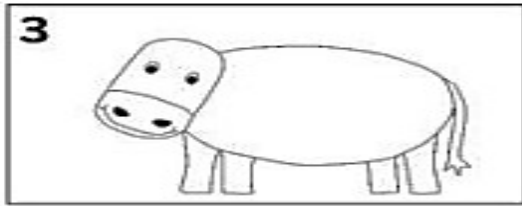
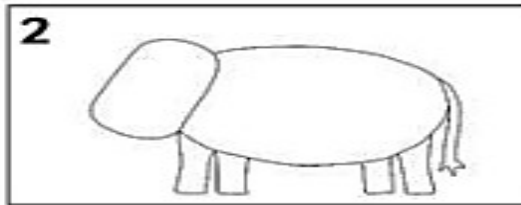
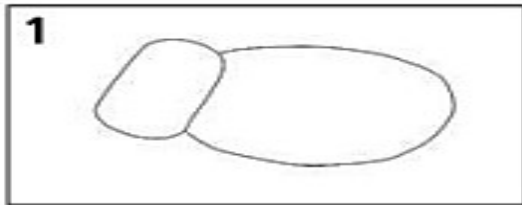


That's a good idea!



Let's draw!

Follow the steps and draw your cow.





Let's play!

sing ↵



dance ↵



draw ↵



cook ↵



jump ↵



play soccer ↵



sing ↵



dance ↵



draw ↵



cook ↵



jump ↵



play soccer ↵



sing ↵



dance ↵



draw ↵



cook ↵



jump ↵



play soccer ↵



sing ↵



dance ↵



draw ↵



cook ↵



jump ↵



play soccer ↵



sing ↴



dance ↴



draw ↴



cook ↴



jump ↴



play soccer ↴



sing ↴



dance ↴



draw ↴



cook ↴



jump ↴



play soccer ↴





● Let's write!

1.dance

Handwriting practice lines for the word 'dance', consisting of four horizontal lines: a solid top line, a dashed middle line, a solid bottom line, and a solid baseline.

2.draw

Handwriting practice lines for the word 'draw', consisting of four horizontal lines: a solid top line, a dashed middle line, a solid bottom line, and a solid baseline.

3.jump

Handwriting practice lines for the word 'jump', consisting of four horizontal lines: a solid top line, a dashed middle line, a solid bottom line, and a solid baseline.

4.cook


Handwriting practice lines for the word 'cook', consisting of four horizontal lines: a solid top line, a dashed middle line, a solid bottom line, and a solid baseline.

5.sing

Handwriting practice lines for the word "sing".

6.play soccer


Handwriting practice lines for the phrase "play soccer".



● Let's draw and write!



9. Numbers



Zero, one, two, three ! Look at me.



Four, five, six ! Follow me.



Seven, eight, nine ! I am nice.




Ten, ten, ten ! Try again.





Let's play!

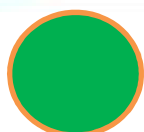
		10		6		
9		1	8			8
7			5			
			4			
						9
2			3			6
Start			7		Finish	



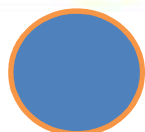
How



old



are



you



?



Let's write and draw!

How old are you?

- Draw the birthday cakes, write and color!



How old are you?
I'm one.



How old are you?



How old are you?



How old are you?




How old are you?




How old are you?




Let's match!




two




eight



three




six



five

10. Weather Report



Hello, everyone!







I'm your weather reporter, _____.

Today is _____.

Remember to bring your _____.

Have a nice day! Goodbye!

Word bank

sunny 	rainy 	cloudy 
windy 	hat 	umbrella 



● Let's write!

1. Today is sunny.

Handwriting practice lines for the sentence "1. Today is sunny." consisting of four horizontal lines: a solid top line, a dashed middle line, a solid bottom line, and a solid line below that.

2. Today is rainy.


Handwriting practice lines for the sentence "2. Today is rainy." consisting of four horizontal lines: a solid top line, a dashed middle line, a solid bottom line, and a solid line below that.

3. Today is cloudy.

Handwriting practice lines for the sentence "3. Today is cloudy." consisting of four horizontal lines: a solid top line, a dashed middle line, a solid bottom line, and a solid line below that.

4. Today is windy.

Handwriting practice lines for the sentence "4. Today is windy." consisting of four horizontal lines: a solid top line, a dashed middle line, a solid bottom line, and a solid line below that.



● Let's draw and write!







Let's play!

How's the weather today?

Today is _____. Remember to bring your _____.

40 sunny	41 	42 	43 	44 	45 	46 	
39 	38 	37 	36 windy	35 	34 	33 	32
24 	25 	26 	27 	28 	29 	30 	31 cloudy
23 	22 	21 hat	20 	19 	18 	17 	16
8 	9 	10 windy	11 	12 	13 	14 umbrella	15
7 rainy	6 	5 	4 	3 	2 	1 	


11. May I have some eggs?



Hi!



Hello!



I am hungry.

May I have some eggs, please?



Sure, here you are.




● Let's write!

1. May I have some eggs?

Handwriting practice lines consisting of two solid top lines, a dashed middle line, and two solid bottom lines.

2. Sure, here you are.

Handwriting practice lines consisting of two solid top lines, a dashed middle line, and two solid bottom lines.


















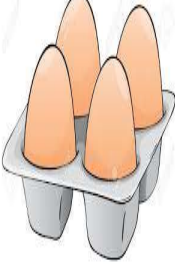













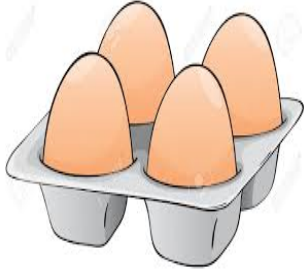
● Let's draw and write!





Let's play!

<p>apples</p> 		<p>pizza</p> 	<p>cake</p> 	<p>yogurt</p> 	<p>hot dog</p> 	
<p>vegetables</p> 					<p>lemons</p> 	
<p>butter</p> 					<p>A: May I have some _____, please?</p>	<p>water</p> 
 <p>Run Forward 3 steps (+3)</p>						 <p>B: Sure, here you are.</p>
 <p>milk</p>	<p>Rest for a turn</p> 	<p>Rest for a turn</p>				
 <p>food</p>		 <p>Miss a turn</p>	 <p>eggs</p>	 <p>Go back to START</p>	 <p>Jump Forward 3 steps</p>	 <p>ice cream</p>

 <p>ice cream</p>	 <p>hot dog</p>	 <p>milk</p>
 <p>apples</p>	 <p>lemon</p>	 <p>food</p>
 <p>vegetables</p>	 <p>water</p>	 <p>eggs</p>




pizza



cake



yogurt



apples



vegetables



lemon



ice cream



hot dog



water



Let's play!

Shopping list

✓ toast & butter



✓ ice cream



✓ eggs



✓ lemon



✓ milk



✓ cake



Shopping list

✓ apples



✓ toast & butter



✓ pizza



✓ vegetables



✓ water



✓ yogurt



Shopping list

✓ cake



✓ water



✓ vegetables



✓ eggs



✓ milk



✓ ice cream



Shopping list

✓ apples



✓ lemon



✓ vegetables



✓ pizza



✓ water















✓ yogurt

















Let's play!




apple 	toast & butter 	cake 	eggs 	ice cream 	lemon 
milk 	pizza PIZZA! 	vegetables 	water 		yogurt 

apple 	toast & butter 	cake 	eggs 	ice cream 	lemon 
milk 	pizza PIZZA! 	vegetables 	water 		yogurt 

apple 	toast & butter 	cake 	eggs 	ice cream 	lemon 
milk 	pizza PIZZA! 	vegetables 	water 		yogurt 

apple 	toast & butter 	cake 	eggs 	ice cream 	lemon 
milk 	pizza PIZZA! 	vegetables 	water 		yogurt 

12. Field Trip



It's a sunny day today.



Yes! Let's have a field trip.



Wow, it is fun.



Let's go!



What do you see?



I see a big A, a big B and a big C.



Wow, you are super.



● Let's write!

1. What do you see?


Handwriting practice lines consisting of a solid top line, a dashed middle line, and a solid bottom line.

2. I see a big A.

Handwriting practice lines consisting of a solid top line, a dashed middle line, and a solid bottom line.

3. Let's write Aa~ Zz.

Multiple sets of handwriting practice lines, each consisting of a solid top line, a dashed middle line, and a solid bottom line.



Let's design the letters from A to Z.

A B C D E F

G H I J K L

M N O P Q

R S T U V

W X Y Z



Let's practice!



What do you see?




I see a big A.



What do you see?



I see a big C.



What do you see?



I see _____.



W

START

AB

CD

EF

GH



IJ

YZ

KL



MN

WX

UV

ST

QR



OP



Let's sing.



abc and phonics

ABC song & Phonics

a b c d e f g h i j k l m n o p q r

s t u v w x y z

Now I know my a b c

Next time won't you sing with
me (*3)

A – APPLE

B – BABY

C – CANDY

D – DIAMOND

E – ELEPHANT

F – FAIRY

G – GLASSES

H – HAND

I – IGLOO

J – JELLY

K – KEYBOARD

L – LADYBUG

M – MONKEY

N – NEEDLE

O – ORANGE

P – PONY Q – QUEEN

R – RAINBOW

S – SPIDER T – TIGER

U – UMBRELLA

V – VIOLIN W – WHALE

X – XYLOPHONE

Y – YO-YO Z – ZEBRA

a b c d e f g h i j k l m n o p q r

s t u v w x y z

Now I know my a b c

Next time won't you sing with
me



Let's sing.



U1

Hello Song

(Verse 1)

Every day

I go to school

I meet my friends

And we all say

(Chorus)

Hello, hello!

How are you?

I'm good, I'm great!

How about you?

(repeat)

Na, na, na...

(Verse 2)

Every day

I go and play

I meet new friends

And we all say

(Chorus)

Hello, hello!

What's your name?

Nice to meet you!

Do you want to play?

(repeat)

Na, na, na....



Let's sing.



U1

Goodbye Song

(Verse)

It's time to go home. (3x)

It's time to say "Goodbye."

I had so much fun and you had
so much.

We all had so much fun.

And now we say "Goodbye."

(Chorus)

Goodbye, goodbye!

See you again!

(repeat)



Let's sing.



U2

Good Morning

Good Morning (*2)

Hello and how are you?

Early in the morning,

I say good morning,

Hello and how are you?

In the morning,

I clap my hands,

In the morning,

I do my dance,

In the morning,

I shout hurray,

This is going to be

a wonderful day!

Good Morning (*2)

Hello and how are you?

Early in the morning,

I say good morning,

Hello and how are you?

In the morning,

I clap my hands,

In the morning,

I do my dance,

In the morning,

I shout hurray,

This is going to be

a wonderful day!

Good Morning (*2)

Hello and how are you?

Early in the morning,

I say good morning,

Hello and how are you?

Hello and how are you?

Hello and how are you?



Let's sing.

BINGO

There was a farmer had a dog.

and Bingo was his name-o.

B-I-N-G-O, *3

And Bingo was his name-o.

Clap! There was a farmer had

a dog. And Bingo was his

name-o. *-I-N-G-O, *3

And Bingo was his name-o.

Pat your legs!

There was a farmer had a dog

and Bingo was his name-o.

--N-G-O, *3

And Bingo was his name-o.

Pat your tummy!

There was a farmer had a dog



U3

and Bingo was his name-o.

--G-O, *3

And Bingo was his name-o.

Pat your head!

There was a farmer had a dog

and Bingo was his name-o.

--O, *3

And Bingo was his name-o.

Jump! There was a farmer had

a dog and Bingo was his

name-o. *-*-*, *3

And Bingo was his name-o.

There was a farmer had a dog

and Bingo was his name-o.

B-I-N-G-O,*3

And Bingo was his name-o.



Let's sing.



U4

If You're Happy

If you're **happy happy happy**, clap your hands. *4

If you're **angry angry angry**, stomp your feet. *4

If you're **scared scared scared**, say, "Oh no!" *4

If you're **sleepy sleepy sleepy**, take a nap. *4

If you're **happy happy happy**, clap your hands. *4



Let's sing.



U5

The Family Song

This is my great family.

Mother, father, me.

This is my great family.

Mother, father, me.

This is my sister.

This is my brother.

Grandmother, grandfather,
aunt, uncle, cousin.

This is my great family.

Mother, father, me.



Let's sing.



U6

Body Parts Song

Body body bop bop!

Body bop bop! (*2)

Wash your head.

Wash your shoulders.

Body body bop bop bop!

Wash your tummy.

Wash your bottom.

Body body body body bop!

(*2)

Touch your eyes.

Touch your nose.

Body body bop bop bop!

Touch your mouth.

Touch your ears.

Body body body body bop!

(*2)

Body body bop bop!

Body bop bop! (*2)

Wiggle your arms.

Wiggle your legs.

Body body bop bop bop!

Wiggle your fingers.

Wiggle your toes.

Body body body body bop!

(*2)

Shake your elbows.

Shake your knees.

Body body bop bop bop!

Shake your hands.

Shake your feet.

Body body body body bop!

(*2)



Let's sing.



U7

Color

Red The color is red.

Blue The color is blue.

Red and blue purple

Red and blue make purple.

Yellow The color is yellow.

Blue and yellow green

Blue and yellow make green.

Yellow and red orange

Yellow and red make orange.

Red, blue, and yellow black

Red, blue, and yellow make
black.

Red purple blue

Green yellow orange black

Red The color is red.

White The color is white.

Red and white pink

Red and white make pink.

Black The color is black.

White and black gray

White and black make gray.

Orange The color is orange.

Black and orange brown

Black and orange make brown.

Red pink white gray black

Brown orange

We are living in a colorful
world! Rainbow

Red orange yellow green

Blue indigo violet

These are rainbow colors!



Let's sing.



U8

Action Song

(Chorus) Naa, naa, naa I'm so happy

Oh, so happy Dance/Sing with me (2x)

(Verse 1) Clap, clap, clap your hands

(kids repeat)

Stomp, stomp, stomp your feet (kids repeat)

Swing, swing, swing your arms (kids repeat)

Dance everybody and sing with me! (kids repeat)

(Chorus) Naa, naa, naa I'm so happy

Oh, so happy Dance/Sing with me (2x)

(Verse 2) Jump, jump, jump around (kids repeat)

Touch the sky and touch the ground (kids repeat)

Shake, shake, shake your hips (kids repeat)

I know a song, and it goes like this! (kids repeat)

(Chorus) Naa, naa, naa I'm so happy Oh, so happy Dance/Sing with me (2x)

Clap, clap, clap your hands Stomp, stomp, stomp your feet

Swing, swing, swing your arms. Dance everybody and sing with me!

Jump, jump, jump around

Touch the sky and touch the ground Shake, shake, shake your hips

I know a song, and it goes like this! (Chorus) Naa, naa, naa I'm so happy

Oh, so happy Dance/Sing with me (4x)



Let's sing.



U9

5 little monkeys jumping on the bed

One fell off and bumped his head
Mama called the doctor
And the doctor said, "No more monkeys jumping on the bed."

4 little monkeys jumping on the bed

One fell off and bumped his head
Mama called the doctor
And the doctor said, "No more monkeys jumping on the bed."

3 little monkeys jumping on the bed

One fell off and bumped his head
Mama called the doctor
And the doctor said, "No more monkeys jumping on the bed."

2 little monkeys jumping on the bed

One fell off and bumped his head
Mama called the doctor
And the doctor said, "No more monkeys jumping on the bed."

1 little monkey jumping on the bed

One fell off and bumped his head
Mama called the doctor
And the doctor said, "No more monkeys jumping on the bed."



Let's sing.



U9

Counting song with numbers 1-10

(chorus)

One, two, three *2

Four, five, six *2

Seven *2

Eight *2

Nine and ten*2

(verse)

Do you know

How to count

Yes I know

How to count

Do you know *2

How to count *2

Yes I know *2

How to Count *2

(chorus)

One, two, three, four, five, six,

seven, eight, nine, ten,

(verse)

Can you Count from ten to

one

I can count from ten to one

Can you Count *2

From ten to one *2

I can count*2

From ten to one*2

Ten, nine, eight, seven, six,

five, four, three, two, one

Ten, nine, eight, seven, six,

five, four, three, two, one!



Let's sing.



U10

How's the Weather?

How's the weather?

It's sunny.

How's the weather?

It's sunny.

How's the weather?

It's sunny.

It's sunny today.

How's the weather?

It's rainy.

How's the weather?

It's rainy.

How's the weather?

It's rainy.

It's rainy today.

How's the weather?

It's snowy.

How's the weather?

It's snowy.

How's the weather?

It's snowy.

It's snowy today.

How's the weather?

It's cloudy.

How's the weather?

It's cloudy.

How's the weather?

It's cloudy.

It's cloudy today.

How's the weather?

It's windy.

How's the weather? It's

windy. How's the weather?

It's windy. It's windy today.



Let's sing.



U11

The food song

Do you like spaghetti?

Yes, I do!

Do you like yogurt?

Yes, I do!

Do you like spaghetti yogurt?

No, I don't. Yucky!

Do you like cookies?

Yes, I do!

Do you like salad?

Yes, I do!

Do you like cookie salad?

No, I don't. Yucky!

Do you like tomatoes?

Yes, I do!

Do you like pancakes?

Yes, I do!

Do you like tomato pancakes?

No, I don't. Yucky!

Do you like carrots?

Yes, I do!

Do you like cereal?

Yes, I do!

Do you like carrot cereal?

No, I don't. Yuck!



Let's sing.



U12

What do you see?

What do you see? (*2)

I see a dog. (*2)

What do you see? (*2)

I see a cat. (*2)

What do you see?

I see a bird. (*2)

What do you see?

I see a horse. (*2)

What do you see?

I see a cow. (*2)

What do you see?

I see a goat. (*2)

What do you see?

I see a chicken. (*2)

What do you see?

I see a duck. (*2)

What do you see?

I see a sheep. (*2)

What do you see?

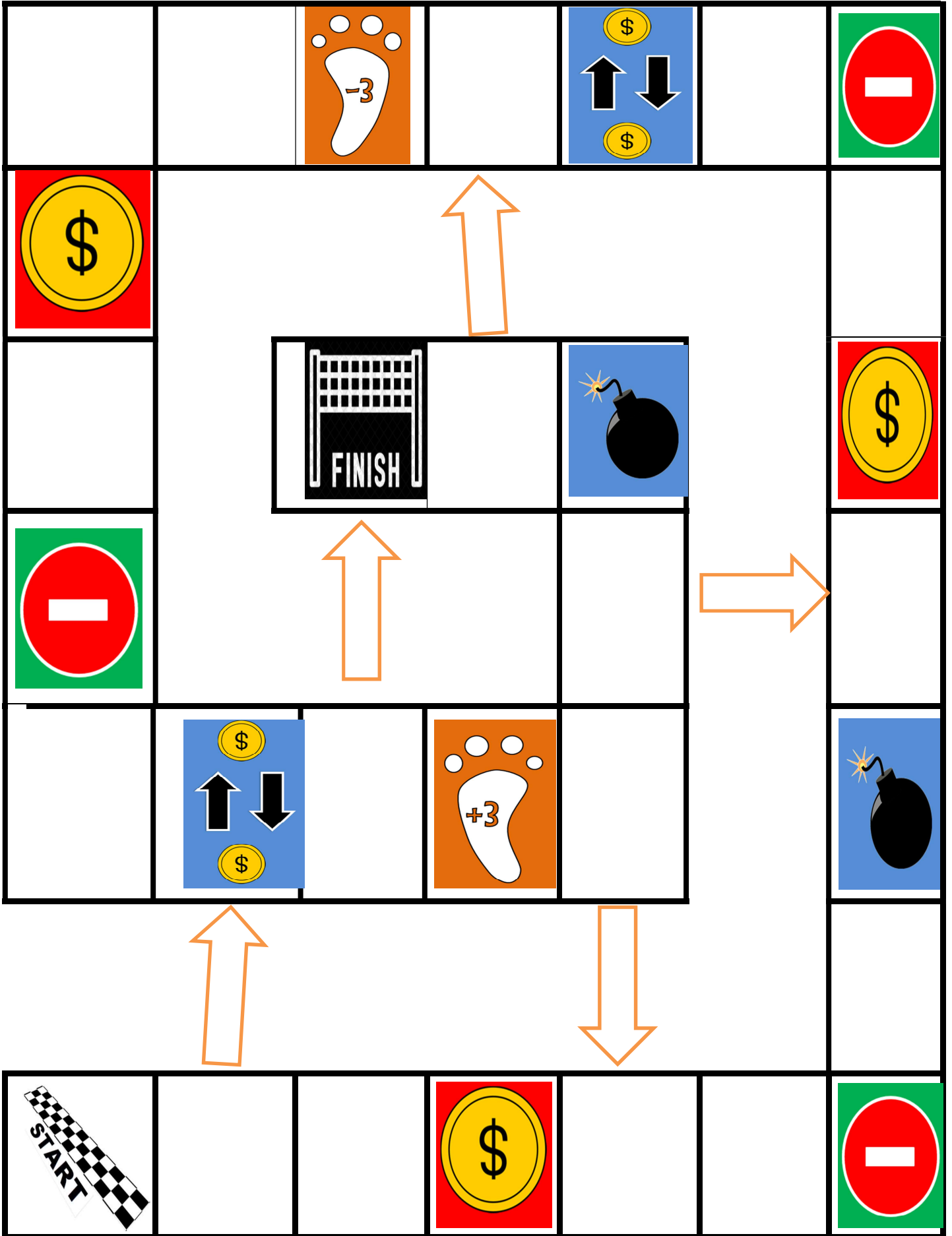
I see a mouse. (*2)

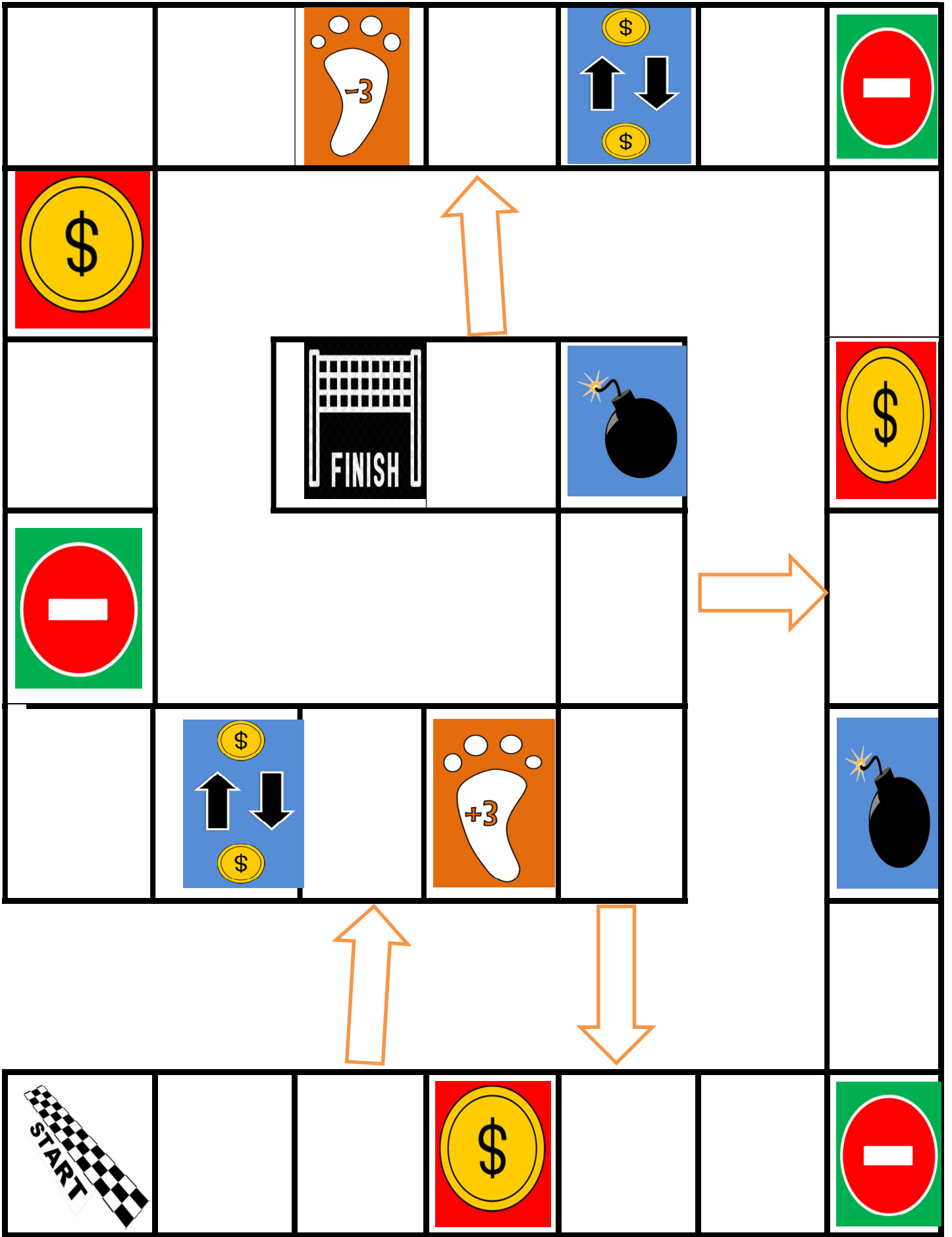
What do you see?

I see a frog. (*2)

What do you see?

I see a fish. (*2)







SAY IT



BUILD IT



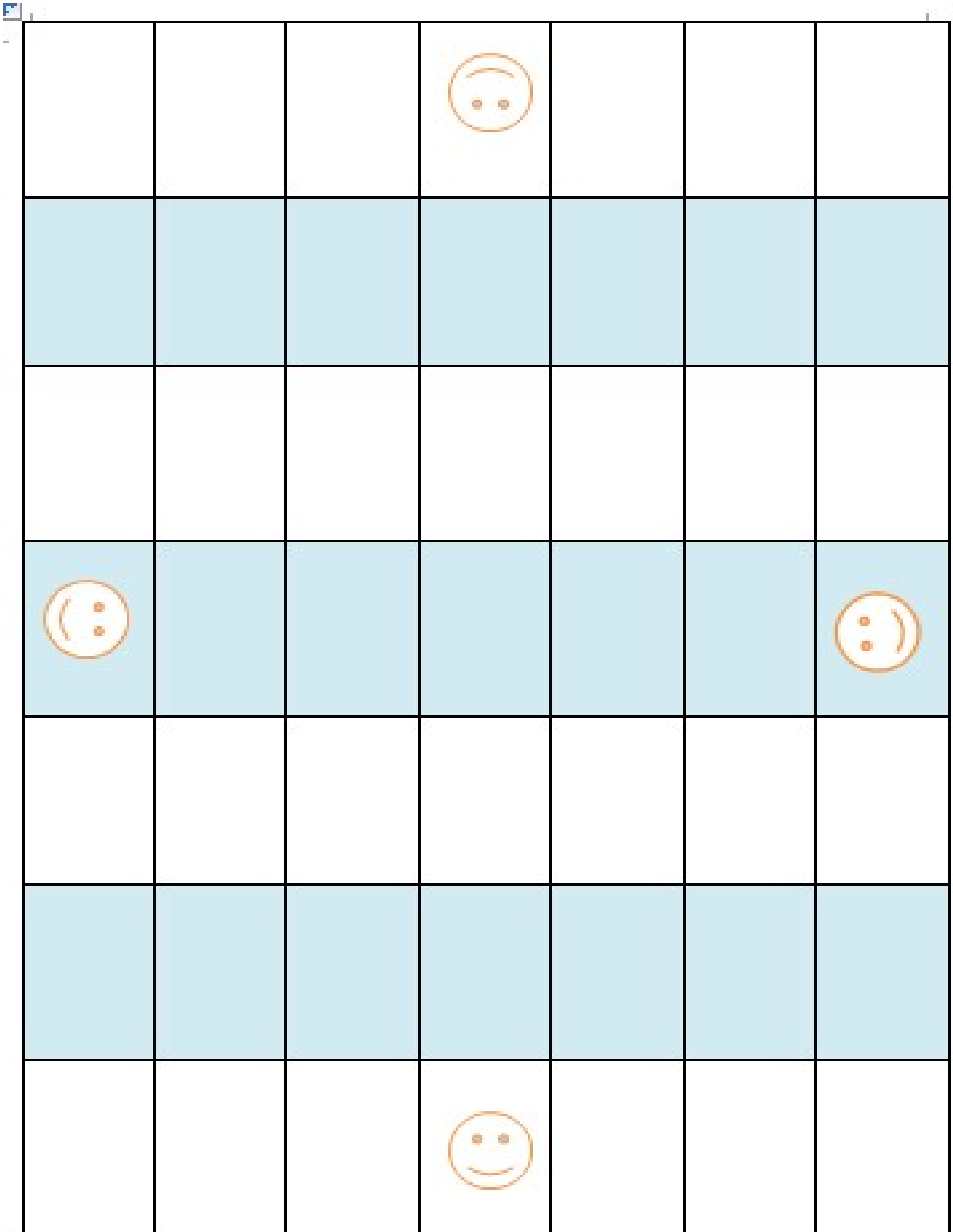
WRITE IT

改編 Word on the Street

- **Unit 1-Hello**
Hello! Hi.
- **Unit 2-Greetings**
Good morning.
- **Unit 3- What's your name?**
What's your name?
My name is Coco.
- **Unit 4- How are you?**
How are you? I am happy.
- **Unit 5- Family**
Who is he/she?
He/She is my father/mother.
- **Unit 6- Body Parts**
I have a head. I have two eyes.
- **Unit 7- Colorful Cows**
What color is it?
It is red.
- **Unit 8- I can draw**
What can you do?
I can draw.
- **Unit 9- Numbers**
How old are you?
I am eight.
- **Unit 10- Weather Report**
How is the weather?
It is sunny.
- **Unit 11- May I have some eggs?**
May I have some eggs?
Sure, here you are.
- **Unit 12- Field Trip**
What can you see?
I see a big A.

你來我往拼字拼音造句

		A		
		B		
		C		
		D		
		E		
		F		
		G		
		H		
		I		
		J		
		K		
		L		
		M		
		N		
		O		
		P		
		Q		
		R		
		S		
		T		
		U		
		V		
		W		
		X		
		Y		
		Z		



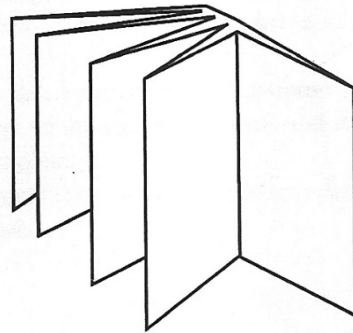
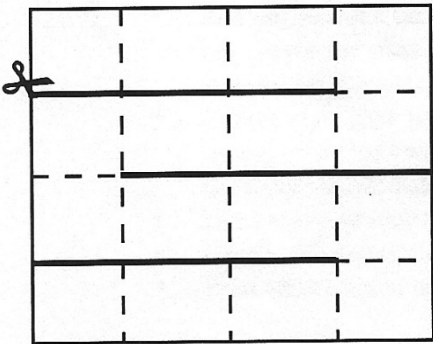
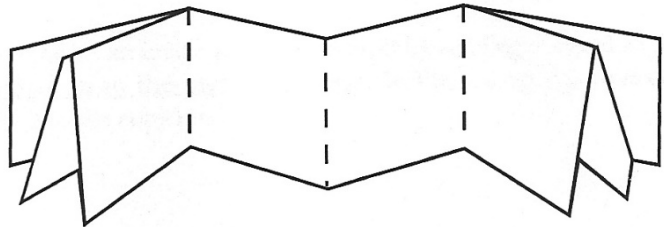
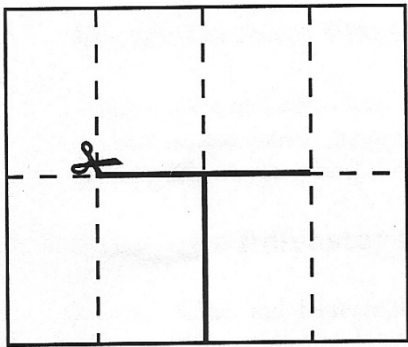
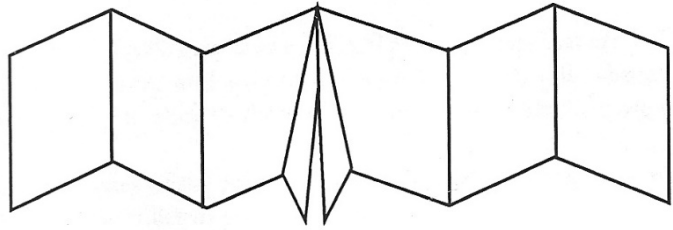
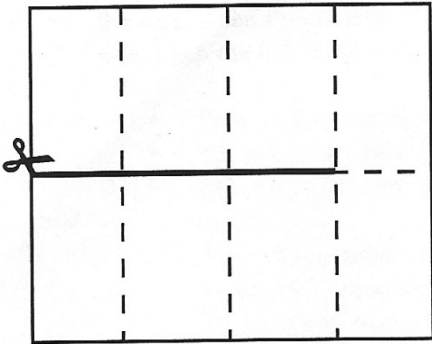
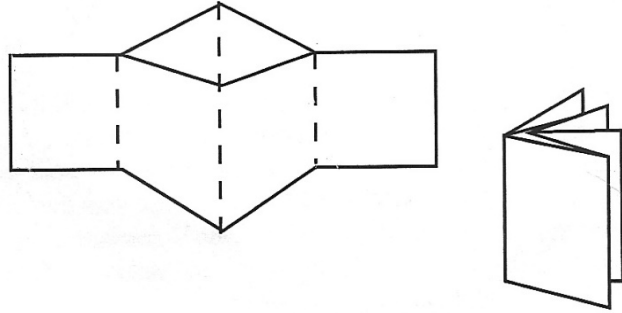
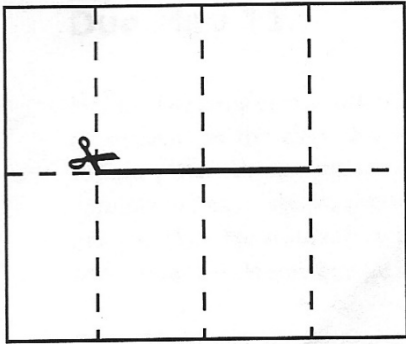
Useful Classroom Language	常用的教室英語
Greetings	問候
1. Good morning.	早安。
2. Good afternoon.	午安。
3. Good evening.	晚上好。
4. Hi.	嗨。
5. Hello.	你好。
In the end of the class	課堂結束時……
6. It's the end of the class.	今天就上到這裡。
7. Let's call it a day.	今天就上到這裡。
8. Put your chair in.	把椅子放進去。
9. Clean up your desk.	把桌子清理乾淨。
10. Don't forget your homework.	不要忘記你的家庭作業。
11. Remember to do your homework.	記得寫作業。
12. Remember to read to <u>your parents</u> <u>five times</u> at home.	記得在家讀 5 遍給你的父母聽。
13. Remember to practice <u>10</u> times.	記得練習 10 次。
14. Please review at home.	請在家預習。
15. Please preview at home.	請在家複習。
16. Goodbye. See you. So long. Bye-bye.	再見。
17. See you soon. See you later. See you tomorrow.	待會見。明天見。
18. You can call <u>your mom</u> to pick you up.	你可以打電話請媽媽來接你。
In class	課堂中
19. Let's have a roll call. <u>John</u> ? Here. / Not here.	我們來點名。 約翰? 這裡。 / 沒來。
20. Look at me. (Look at you.)	看著我。看著您。
21. Listen, look and zip.	注意聽，注意看，嘴巴閉起來。
22. Thank you.	謝謝。
23. You are welcome.	不客氣。
24. Stand up.	起立。
25. Sit down.	坐下。
26. Take out your book/ worksheet.	拿出你的課本/學習單。
27. Put away your book.	收起你的課本/學習單。
28. Open your book.	翻開你的課本。
29. Close your book.	闔上你的課本。
30. Turn on the fan.	打開電扇。

Turn off the fan.	關上電扇。
31. Turn on the air-conditioner. Turn off the air-conditioner.	打開冷氣機。 關上冷氣機。
32. Close the window. Open the window.	關上窗戶。 打開窗戶。
33. Close the door. Open the door.	關上門。 打開門。
34. Be quiet, please.	請保持安靜。
35. Listen. Listen to me.	注意。注意聽我說。
36. Are you ready? (Yes, I am ready.)	你準備好了嗎? (是的，我準備好了。)
37. Raise your hand.	舉起你的手。
38. Repeat after me.	跟我重複一次。
39. Come here.	來這裡。
40. Line up, please.	請排隊。
41. Go back to your seat.	回到座位上。
42. Sit still.	坐正。
43. Circle the word, “ _____ “.	把_____這個字圈起來。
44. Point to the word, “ _____.” Point to your “ _____.” Point to the “ _____.”	請指向_____這個字。 請指向你的_____。 請指向_____。
45. Good job. Well done. Very good. Excellent. You are super. You did a great job.	好棒。做得好。非常好。超級棒。你 超級厲害。 你真了不起。
46. May I go to the <u>bathroom</u> ? May I go to the <u>restroom</u> ? Yes, please. Wait a minute.	我可以去浴室嗎? 我可以去洗手間嗎? 可以，請去。 稍等一下。
47. Put down <u>your pencil</u> . Pick up <u>your pencil</u> . Put it down. Pick it up.	放下你的鉛筆。 拿起你的鉛筆。 放下它。拾起它。
48. Don't talk. Don't run. Don't shout.	不要聊天。 不要跑。 不要大叫。
49. Excuse me. May I sit down?	對不起。我可以坐下嗎?
50. It's a good idea.	它是一個好主意(點子)(想法)。
51. I'm sorry.	對不起。
52. That's OK.	沒關係。

53. Read aloud. / Speak up. / Read loudly.	大聲讀(說)。
54. Show me your homework.	讓我看你的家庭作業。
55. Give me your communication book.	給我你的聯絡簿。
56. Spell the word, “book.” Do you know how to spell “book”? Who knows how to spell “book”?	拼這個單字，book。 你知道怎麼拼“book”嗎？ 誰知道怎麼拼“book”？
57. Please turn to page <u>10</u> .	請翻到第10頁。
58. How are you today? I am great. I am fine. I am okay.	你今天好嗎？ 我很好。
59. Let’s count from 1 to 10. 1-2-3-4-5-6-7-8-9-10.	讓我們從1數到10。 1-2-3-4-5-6-7-8-9-10。
60. Let’s count down five. 5-4-3-2-1.	讓我們從5倒數。5-4-3-2-1。
61. Let’s start./ Let’s go.	開始吧。
62. Excuse me, may I come in? Yes, come in, please.	對不起，我可以進來嗎？是的，請進來。
63. What time is it? It is <u>four o’clock</u> . It is <u>four- ten</u> .	現在幾點了？ 現在4點整。 現在4點10分。
64. How’s the weather today? It is <u>sunny(rainy, cloudy, rainy, snowy, foggy, windy)</u> .	今天天氣怎樣？ 天氣是晴朗的(多雨，多雲，多雨，雪白，有霧，多風)
65. May I help you?	我能為您做些什麼？
66. Let me help you.	讓我幫助你。
67. Who can help me?	誰能幫幫我？
68. Take it easy.	輕鬆點。放輕鬆。別緊張。
69. Let’s try again.	讓我們再次試一次。
70. Ask him/ her. Ask your classmate.	問他/她。問你的同學。
71. I am sorry. I am late.	對不起。我遲到了。
72. Let’s read a story.	我們讀一個故事吧。
73. Let’s play a game.	我們玩一個遊戲吧。
74. Let’s sing a song.	我們唱一首歌吧。
75. Let’s draw a picture.	我們畫一張圖吧。
76. Let me think.	讓我想想。
77. Turn right. Turn left.	向右拐。 向左拐。
78. Whose turn?	輪到誰了？
79. It is my turn.	輪到我。

80. Stop it.	停止。
81. Try again.	再試一次。
82. Have fun. Have a good time.	玩得愉快。
83. Make a sentence, please.	請造個句子。
84. Can you tell me why?	你能告訴我為什麼嗎？
85. What happened? What's wrong? What's the matter?	怎麼回事？ 怎麼了？
86. Any questions?	有任何問題嗎？
87. If you have any questions, please raise your hand. If you have any questions, please ask me.	如果你有任何問題，請問我。 如果你有任何問題，請舉手。
88. Give me a hand, please.	請幫助我。
89. Hurry up! Let's hurry up.	趕快！我們要快一點。
90. May I borrow your pen?	我可以跟你借鋼筆嗎？
91. Let's learn English.	讓我們一起學習英語。
92. Please take turns.	請輪流。
93. Please write neatly/ slowly/ quickly.	請寫整齊。請慢慢寫。請迅速地寫。
94. Let's write in the air.	讓我們在空中書寫。
95. Follow me.	跟我來。跟我一起練習。
96. Look at my <u>mouth</u> . Try it again.	看著我的嘴。再試一次。
97. What date is it? It is <u>July 12th</u> .	今天幾號？今天7月12日。
98. What day is it? It is <u>Tuesday</u> . (Monday, Tuesday, Wednesday, Thursday, Friday, Saturday, Sunday)	今天星期幾？今天是星期二。 (星期一，星期二，星期三，星期四，星期五，星期六，星期日)
99. What season is it? It is <u>summer</u> . (spring, summer, fall, autumn, winter)	現在是什麼季節？現在是夏天。 (春天，夏天，秋季，秋天，冬天)
100. What year is it? <u>2018</u> .	現在是哪一年？2018.
101. We will have a quiz later. We will have a quiz tomorrow.	我們稍後將有一次隨堂測驗。 我們明天將有測驗。
102. Let's practice in pairs. Let's practice in groups.	我們兩人一組練習。 我們小組練習。
103. Let's have a five- minute break. Let's take a break. You can go to the bathroom. You can drink some water.	我們有5分鐘的下課休息。 我們休息一下。 你可以去上廁所。 你可以喝點水。

Cut and Folded Books



Toast 吐司<食>在好味道

Steps 步驟:

1. Plug in and switch on.(打開電源)
2. Put the toast inside the toaster.(放吐司)
3. Get the plate ready.(準備盤子)
4. Wait for 1-2 minutes.(靜待 1-2 分鐘)
5. Choose your flavor and spread it on your toast.(選口味)
6. Enjoy your yummy toast. (享用美味的吐司)

Flavors(口味)

Sweet(甜): chocolate/ strawberry / peanut

Salty(鹹): butter, hot pepper

Popcorn 爆米花<食>在好味道



Steps 步驟:

1. Plug in. (插電)
2. Put the corns inside. (放玉米粒)
3. Switch on. (打開電源)
4. Get the box ready. (準備容器)
5. Wait for 2-3 minutes. (靜待 2-3 分鐘)
6. Choose your flavor. (選口味)
7. Enjoy your popcorn. (享用爆米花)

Flavors(口味)

Sweet(甜): chocolate/ strawberry /

Salty(鹹): hot pepper

Cotton Candy 棉花糖<食>在好味道



Steps 步驟:

1. Plug in. (插電)
2. Switch on.(打開電源)
3. Heat the machine for 4-5 minutes.
(熱機 4-5 分鐘)
4. Put the hard candy or sugar inside.
(放硬糖/砂糖)
5. Get the stick ready.(準備竹籤)
6. Wait for 1-2 minutes.(靜待 1-2 分鐘)
7. Spin your stick .(旋轉竹籤)
8. Enjoy your cotton candy. (享用棉花糖)

Word Bank(字庫):

sweet/sugar/strawberry/soda/ apple/
orange/candy/banana/cherry/
lemon/ yummy/ delicious/spin/

Sliced Ice 剉冰<食>在好味道



Steps 步驟:

1. Prepare ice cubes. (準備冰塊)
2. Put the ice box inside the machine. (把冰盒放進機器中)
3. Put the ice cubes inside the ice box. (把冰塊放進冰盒中)
4. Lock the cases in a clockwise clockwise direction.
(按順時針方向鎖緊.)
5. Plug in. (插電)
6. Put a bowl to get the sliced ice. (拿碗接剉冰)
7. Press the button on the top.(按上方按鈕)
8. Add some honey, black sugar or condensed milk.
(加蜂蜜、黑糖或煉乳)
9. Put some dried fruit on the top. (上面放果乾)
10. Enjoy your yummy sliced ice. (好好享受剉冰吧!)

Word Bank(字庫):

prepare / dried fruit/ sliced ice/black sugar/
condensed milk/ honey/ ice cubes/ ice box/ lock/
put/ machine/ button/

Soda Water 氣泡水 <食> 在好味道



Steps 步驟:

1. Pour some cold water into a bottle. (準備冰水)
2. Screw the bottle onto the machine. (把瓶子轉進機器中)
3. Press the button at the top of the machine several times.
(按機器上方按鈕數次)
4. Take off/unscrew the bottle from the machine.
(把瓶子取離機器)
4. Pour the soda water into glasses or cups.
(把氣泡水倒入杯中)
5. Add some honey, lemon or even ice cubes.
(加蜂蜜或檸檬)
7. Enjoy your soda water. (好好享受氣泡水吧!)

Word Bank(字庫):

pour / honey/ lemon/soda/ take off/
screw/ unscrew/machine/ ice cubes/
press/ cold/ machine/ button/

Color Attack/動手玩繽紛

Steps 步驟:

1. Prepare ink or color paints with different colors. (準備墨水或顏料)
2. Get the long strings ready. (準備長線)
3. Get two pieces of paper ready.(準備兩張白紙)
4. Put a long string inside the ink. (把長線放進墨水或顏料中)
5. Put a piece of paper on a heavy book. (把白紙放進一本厚書中)
6. Take the string out from the ink or color paints and put it on the piece of paper with your creativity. (把線從墨水或顏料中拿出並用創意的方式放置白紙上)
7. Use another piece of paper to cover the former one. (用另外一張紙蓋上之前那張紙)
8. Close the book and use one hand to press the book and the other hand to pull the string with force. (闔上書。一手用力壓書，另一手用力拉繩)
9. Open the book and enjoy your artwork.(打開書，欣賞自己的大作)

My Word Bank

Body Twister/ 扭扭樂

Steps 步驟:

1. Get the spinner ready. 準備轉盤
2. Get the mat ready and spread it on the ground. 把墊子在地板上鋪平
3. Players take off their shoes and stand around the mat. 玩家脫掉鞋子，站在墊子四周
4. The leader spins the spinner and gives order. 領導者轉盤並下指令
5. All the players pay attention to the order and act at once. 所有玩家須注意聽指令行動
6. Players have to put either their left hand or left foot, right hand or right foot on the color dot according to the leader's request. 玩家必須按領導者指令將左手【腳】或右手【腳】放在顏色點上。
7. If the spinner points to “AIR”, it means the player should get his/her right/left hand/ foot up in the air. 如果轉盤指著 “AIR”，則表示玩家須將左手【腳】或右手【腳】高舉空中。
8. If the spinner points to “T”, it means the leader can choose the next move and the players should follow up. 如果轉盤指著 “T”，則表示領導者可隨意下下一個指令。

9. My Word Bank

Colors: red/ green/ yellow/ blue

Direction: left / right

Body Parts: foot/ hand/

1. Whose turn is it? It's your(his, her, my) turn.
2. Line up, please.
3. Take off (Put on) your shoes or slippers.
4. Put your right(left) hand on the color red(green, yellow, blue).
5. Put your right(left) foot on the color red(green, yellow, blue).
6. Lift your right(left) hand(foot) in the air.

Introducing Myself

Hello, everyone.



My name is _____.

I am _____ years old.


I can _____.

There are _____ people in
my family.


Thank you.




Cow Cards from A to Z (Part 1)



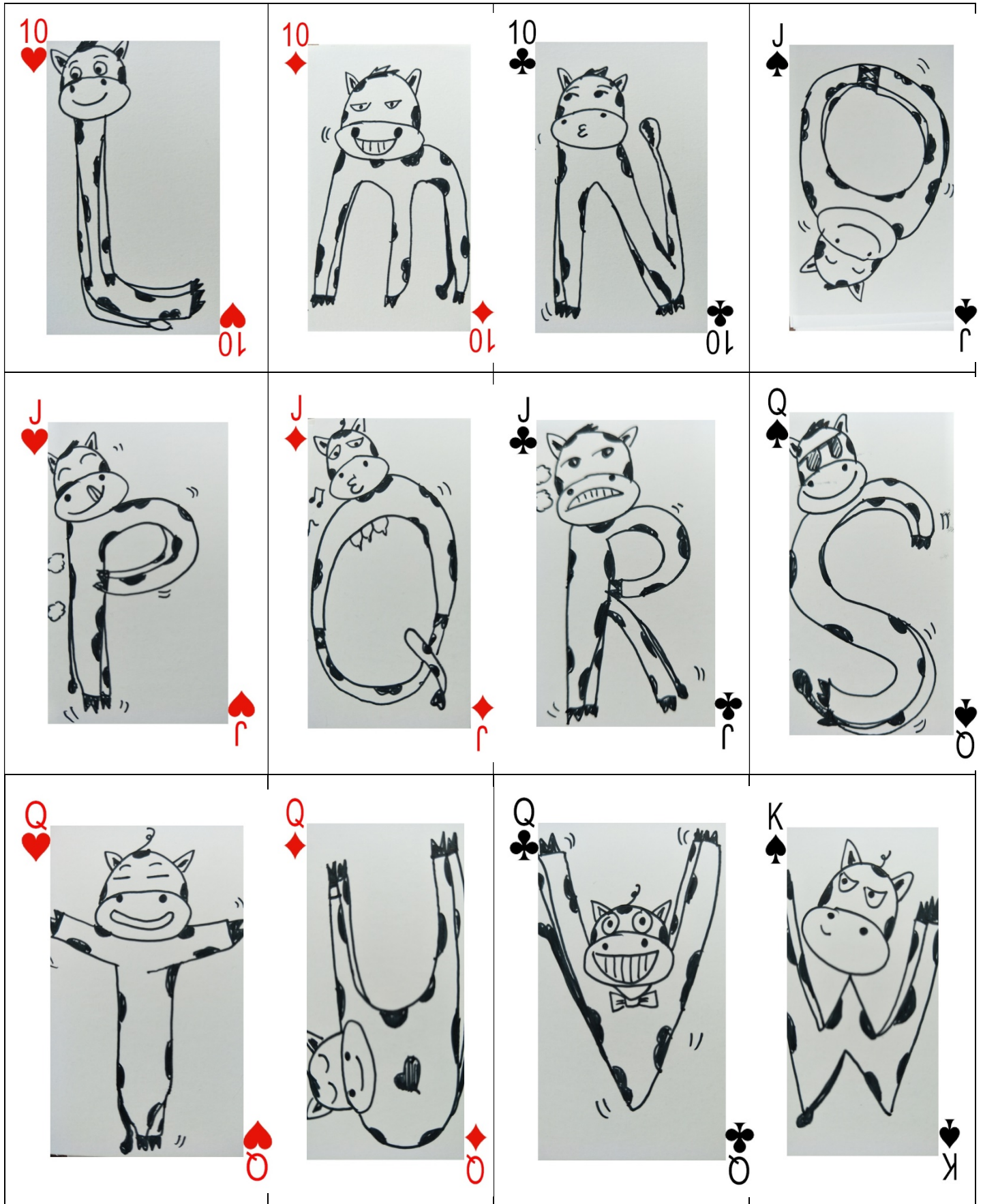
Cow Cards from A to Z (Part 2)



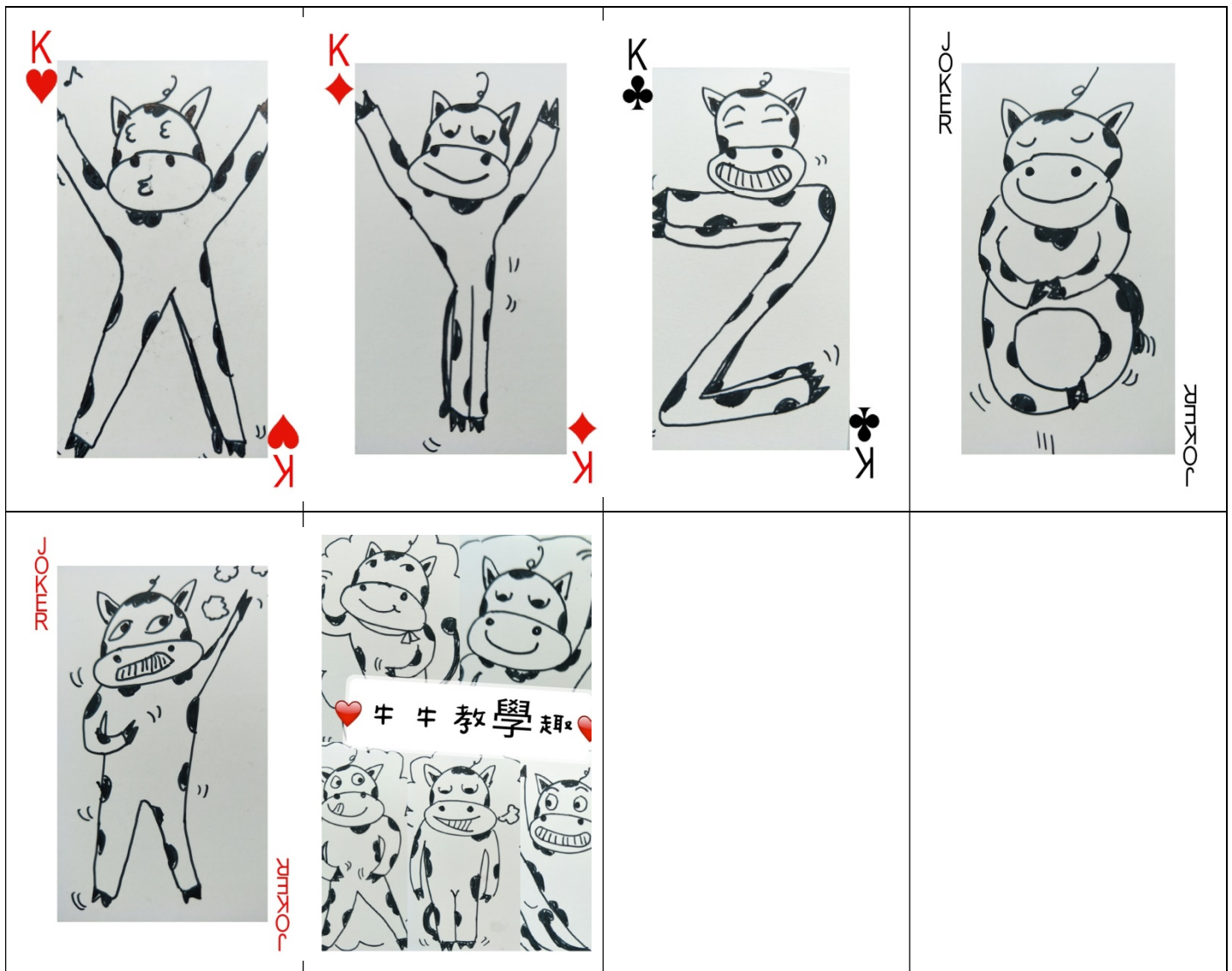
Cow Cards from A to Z (Part 3)



Cow Cards from A to Z (Part 4)



Cow Cards from A to Z (Part 5)





- The poker cards are designed to play lots of board games and have the purpose to help kids review the alphabet and phonics, even practice spellings of the key words.
- The games can be
 1. Heart attack
 2. Catch the ghost
 3. The cow tower
 4. Body letters
 5. Spelling cows
 5. Who is faster?
 6. Match the letters

Make a Poster to Introduce Cows

ALL ABOUT COWS

- Cows eat grass.
- A baby cow is called a calf.
- Cows give us meat and milk.
- We use milk to make food we eat like cheese, yogurt and ice cream.



Make a Cow Maze and Have Fun!

